

B.C. University Student Outcomes 2006 Survey of 2004 Baccalaureate Graduates

Detailed Summary of Survey Results

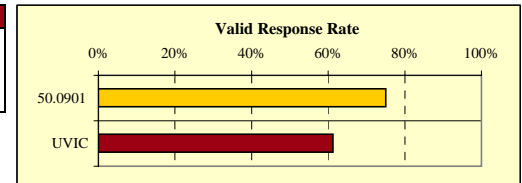
University of Victoria

6 Digit CIP: 50.0901: Music, General

■ UVIC
■ 50.0901

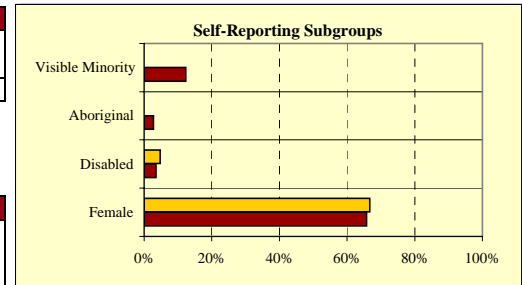
RESPONSE RATE

1. Survey Response Rate:	50.0901	UVIC
2004 Baccalaureate Graduates Survey Cohort	32	2,947
Net Frame	28	2,679
Survey Respondents and Valid Response Rate	21	1,640
	75%	61%



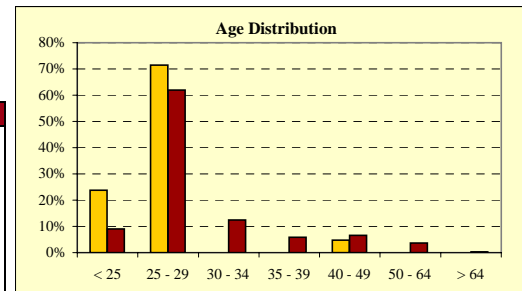
DEMOGRAPHIC INFORMATION

2. Gender:	50.0901	UVIC
Male	7	561
Female	14	1,079
Total	21	1,640
	100%	100%

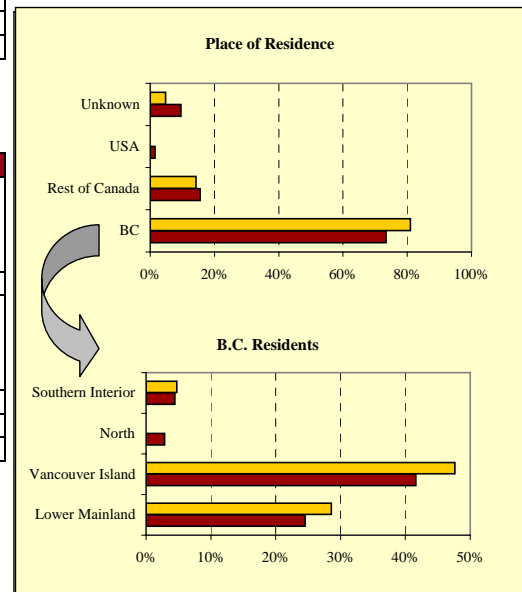


3. Self-Reporting Subgroups:	50.0901	UVIC
Disabled	1	58
Aboriginal	-	45
Visible Minority	-	201

4. Age (at time of survey):	50.0901	UVIC
< 25	5	149
25 to 29	15	1,016
30 to 34	-	205
35 to 39	-	97
40 to 49	1	109
50 to 64	-	60
> 64	-	4
Unknown	-	-
Total	21	1,640
Mean Age:	26.4	29.3



5. Place of Residence (at time of survey):	50.0901	UVIC
BC - Lower Mainland	6	402
BC - Vancouver Island	10	682
BC - North	-	47
BC - Southern Interior	1	73
BC Subtotal	17	1,204
Canada - Alberta	2	116
Canada - Ontario	1	92
Canada - Other	-	47
U.S.A.	-	24
Non-BC Subtotal	3	279
Unknown	1	157
Total	21	1,640



Detailed Summary of Survey Results
University of Victoria
6 Digit CIP: 50.0901: Music, General

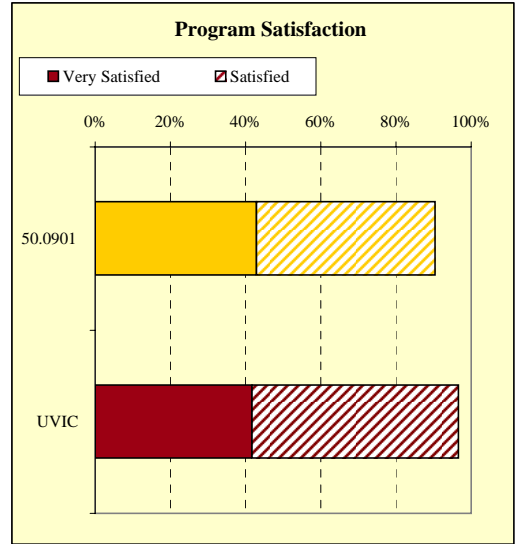
■ UVIC
 ■ 50.0901

EDUCATION EVALUATION AND SKILL DEVELOPMENT

6. Usefulness of Knowledge, Skills, and Abilities Acquired during Program in Work:	50.0901		UVIC	
Very Useful	8	47%	639	46%
Somewhat Useful	7	41%	546	40%
Not Very Useful	2	12%	135	10%
Not at All Useful	-	0%	57	4%

7. Usefulness of Knowledge, Skills, and Abilities Acquired during Program in Day-to-day Life:	50.0901		UVIC	
Very Useful	6	35%	481	35%
Somewhat Useful	7	41%	707	51%
Not Very Useful	4	24%	156	11%
Not at All Useful	-	0%	34	2%

8. Program Satisfaction:	50.0901		UVIC	
Very Satisfied	9	43%	683	42%
Satisfied	10	48%	901	55%
Dissatisfied	2	10%	45	3%
Very Dissatisfied	-	0%	9	1%
Total	21	100%	1638	100%



9. Would you select the same program again?	50.0901		UVIC	
Yes	15	71%	1,247	79%
No, because . . . (multiple response question)	6		322	
... interests have changed	1	11%*	92	17%*
... courses were not practical	1	11%*	123	23%*
... little or no career opportunities	-	0%*	109	21%*
... other	7	78%*	203	39%*

* Percent of total responses, among those who would not take program again

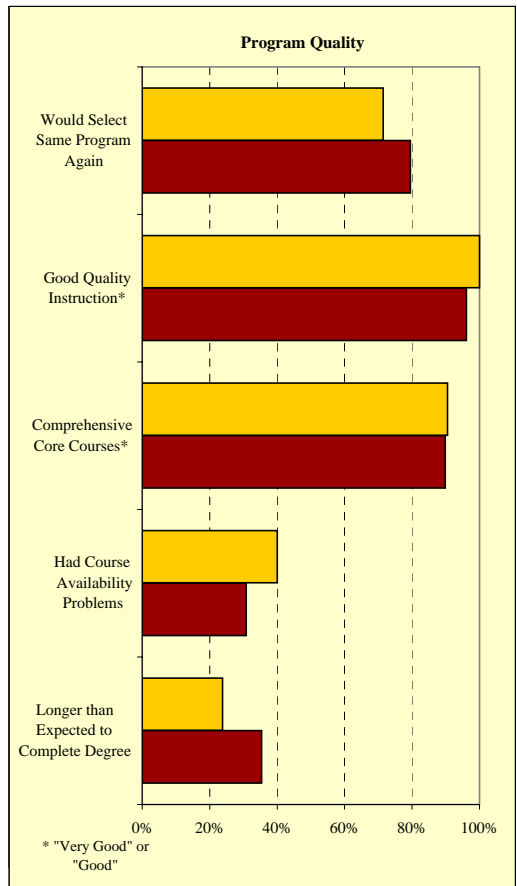
10. Quality of Instruction:	50.0901		UVIC	
Very Good	7	35%	564	35%
Good	13	65%	1,003	62%
Poor	-	0%	60	4%
Very Poor	-	0%	3	0%
Total	20	100%	1,630	100%

11. Comprehensiveness of Core Courses:	50.0901		UVIC	
Very Good	8	38%	468	29%
Good	11	52%	982	61%
Poor	2	10%	152	9%
Very Poor	-	0%	11	1%
Total	21	100%	1,613	100%

12. Course Availability:	50.0901		UVIC	
Encountered course availability problems	8	40%	497	31%

13. Degree Completion:	50.0901		UVIC	
Took longer than expected to complete degree	5	24%	580	35%
Top 4 reasons for prolonged degree completion (multiple response question):				
Personal or family reasons	3	43%*	92	10%*
Financial reasons / work	-	0%*	82	9%*
Change of major/program/specialization	1	14%*	82	9%*
Involvement in co-op program extended completion time	-	0%*	101	11%*
Other reason(s)	3	43%*	565	61%*

* Percent of total responses, among those who took longer than expected to complete degree



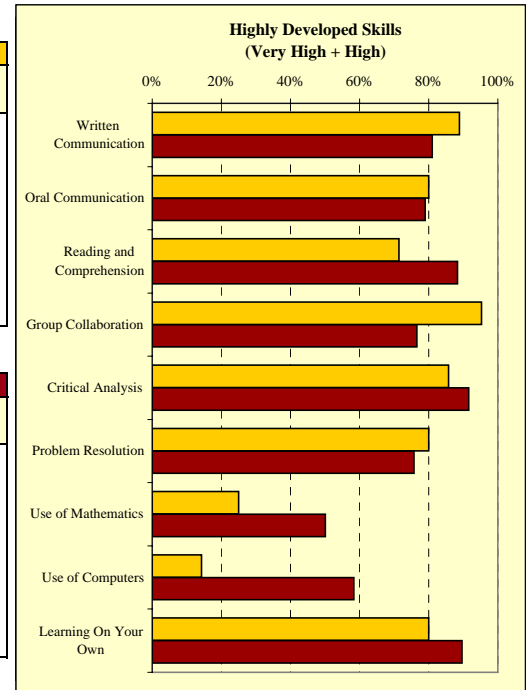
SKILL DEVELOPMENT

14a.

To what degree did program help you develop the following skills?	50.0901				# Resp.
	Very High	High	Low	Very Low	
	Written Communication	22%	67%	11%	
Oral Communication	40%	40%	15%	5%	20
Reading and Comprehension	14%	57%	24%	5%	21
Group Collaboration	57%	38%	0%	5%	21
Critical Analysis	43%	43%	10%	5%	21
Problem Resolution	15%	65%	15%	5%	20
Use of Mathematics Appropriate to Field	0%	25%	75%	0%	8
Use of Computers Appropriate to Field	0%	14%	57%	29%	14
Learning On Your Own	35%	45%	10%	10%	20

14b.

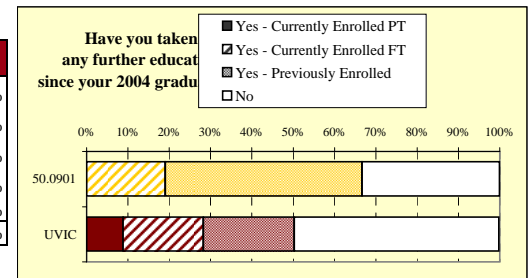
To what degree did program help you develop the following skills?	UVIC				# Resp.
	Very High	High	Low	Very Low	
	Written Communication	27%	54%	17%	
Oral Communication	23%	56%	19%	2%	1,564
Reading and Comprehension	34%	55%	10%	1%	1,583
Group Collaboration	32%	45%	20%	3%	1,556
Critical Analysis	45%	46%	7%	1%	1,626
Problem Resolution	21%	55%	21%	3%	1,540
Use of Mathematics Appropriate to Field	18%	32%	35%	14%	1,116
Use of Computers Appropriate to Field	19%	39%	32%	10%	1,331
Learning On Your Own	39%	51%	9%	1%	1,589



FURTHER EDUCATION

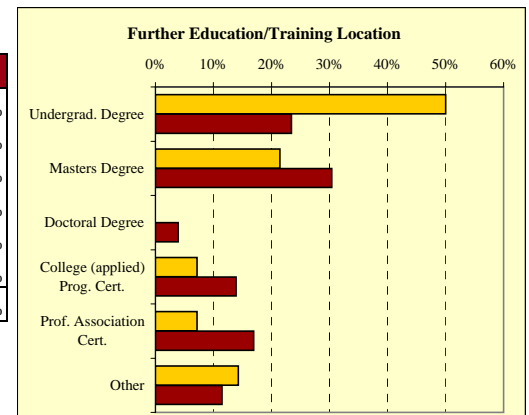
15. Took further education since 2004 graduation

	50.0901	UVIC		
Yes:	14	67%	826	50%
Not currently enrolled	10	48%	360	22%
Currently enrolled full-time	4	19%	319	19%
Currently enrolled part-time	-	0%	145	9%
No	7	33%	814	50%
Total	21	100%	1,640	100%



16. Type of Formal Post-Secondary Education

	50.0901	UVIC		
Undergraduate Degree	7	50%	192	23%
Masters Degree	3	21%	249	30%
Doctoral Degree	-	0%	32	4%
College (applied) Program Certification	1	7%	114	14%
Professional Association Certification	1	7%	139	17%
Other	2	14%	94	11%
Total Respondents	14	100%	820	100%

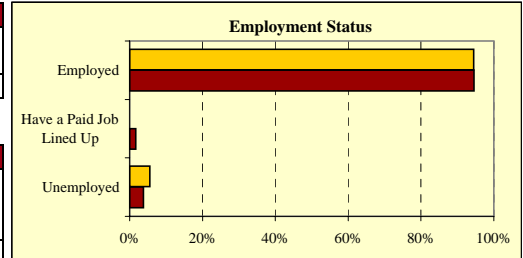


Detailed Summary of Survey Results
University of Victoria
6 Digit CIP: 50.0901: Music, General

■ UVIC
■ 50.0901

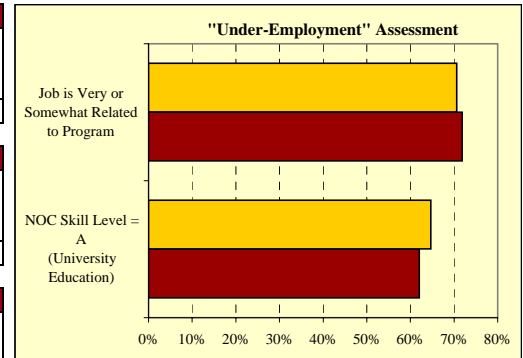
EMPLOYMENT

17. Labour Force Status:	50.0901	UVIC
In Labour Force (working or seeking work)	18 86%	1,458 89%
Not in Labour Force	3 14%	182 11%
Grand Total	21 100%	1,640 100%



18. Employment Status of those IN Labour Force:	50.0901	UVIC
Employed	17 94%	1,379 95%
Have a Paid Job Lined Up	- 0%	24 2%
Unemployed	1 6%	55 4%
Total Labour Force	18 100%	1,458 100%

19. Status of Graduates NOT in Labour Force:	50.0901	UVIC
Attending School FT	2 67%	136 75%
Attending School PT	- 0%	7 4%
Other	1 33%	39 21%
Total NOT in Labour Force	3 100%	182 100%

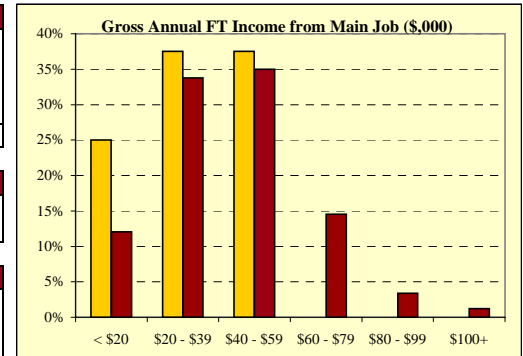


20. Employment Type:	50.0901	UVIC
Paid worker	11 65%	1,261 91%
Self-employed	4 24%	65 5%
Both a paid worker and self-employed	2 12%	53 4%
Total Employed	17 100%	1,379 100%

21. Job Characteristics:	50.0901	UVIC
I hold more than one job	7 41%*	285 21%
My main job is full-time (>= 30 hours per week)	11 69%**	1,095 82%*

* of total employed ** of those who provided data on hours/week worked

22. How related is your main job to your program?	50.0901	UVIC
Very Related	10 59%	633 46%
Somewhat Related	2 12%	358 26%
Not Very Related	1 6%	177 13%
Not At All Related	4 24%	211 15%
Total	17 100%	1,379 100%



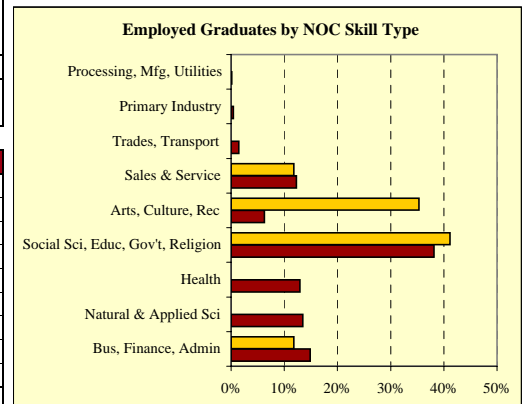
23. "Under-employment" Assessment:	50.0901	UVIC
Job is very or somewhat related to program	12 71%	991 72%
NOC Skill Level = A (University Education)	11 65%	851 62%

* of total valid responses

24. Gross Annual Income from Main Job:*	50.0901	UVIC
Less than \$20,000	4 25%	149 12%
\$20,000 to \$39,999	6 38%	418 34%
\$40,000 to \$59,999	6 38%	433 35%
\$60,000 to \$79,999	- 0%	180 15%
\$80,000 to \$99,999	- 0%	42 3%
\$100,000 and Above	- 0%	15 1%
Total	16 100%	1,237 100%
Median Annual Income (full-time)	\$40,000	\$45,000
Average Annual Income (full-time)	\$37,703	\$46,707

* where data provided

25. NOC Skill Type of Main Job:	50.0901	UVIC
Business, Finance and Administration	2 12%	203 15%
Natural and Applied Sciences and Related	- 0%	184 13%
Health	- 0%	177 13%
Social Sciences, Educ., Gov't Services, Religion	7 41%	522 38%
Arts, Culture, Recreation and Sport	6 35%	86 6%
Sales and Service	2 12%	168 12%
Trades, Transport and Equip. Operators and Related	- 0%	20 1%
Unique to the Primary Industry	- 0%	6 0%
Unique to Processing, Manufacturing and Utilities	- 0%	2 0%
Total	17 100%	1,368 100%

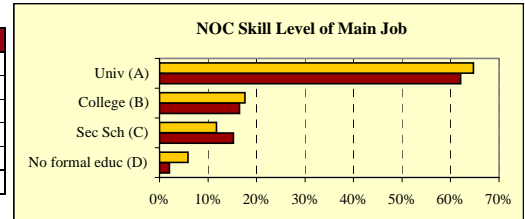


Detailed Summary of Survey Results
University of Victoria
6 Digit CIP: 50.0901: Music, General

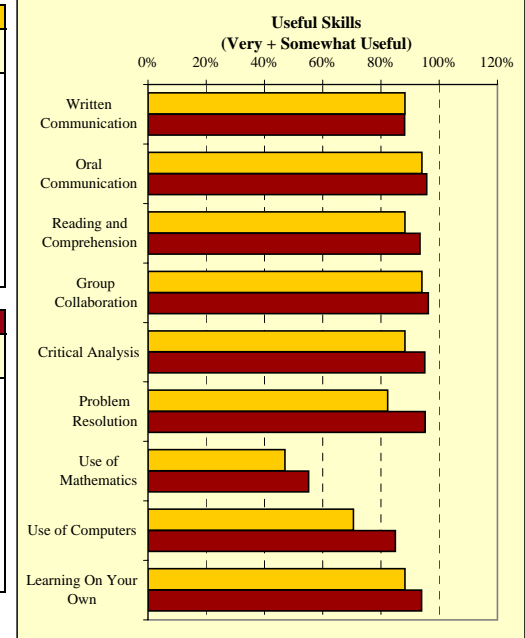
■ UVIC
■ 50.0901

EMPLOYMENT, continued

26. NOC Skill Level of Main Job:	50.0901	UVIC
A. University education	11 65%	851 62%
B. College education/trade apprenticeship	3 18%	226 16%
C. Secondary school + job-specific training	2 12%	209 15%
D. No formal education	1 6%	28 2%
No skill level assigned (management)	- 0%	57 4%
Total	17 100%	1,371 100%



27a. How useful are the following skills and abilities in doing your main job?	50.0901					# Resp.
	Very Useful	Somewhat Useful	Not Very Useful	Not at all Useful		
Written Communication	41%	47%	0%	12%		17
Oral Communication	71%	24%	0%	6%		17
Reading and Comprehension	41%	47%	5%	5%		17
Group Collaboration	82%	12%	0%	6%		17
Critical Analysis	65%	24%	6%	6%		17
Problem Resolution	76%	6%	18%	0%		17
Use of Mathematics Appropriate to Field	12%	35%	18%	35%		17
Use of Computers Appropriate to Field	29%	41%	18%	12%		17
Learning On Your Own	59%	29%	6%	6%		17



27b. How useful are the following skills and abilities in doing your main job?	UVIC					# Resp.
	Very Useful	Somewhat Useful	Not Very Useful	Not at all Useful		
Written Communication	67%	21%	7%	5%		1,379
Oral Communication	78%	17%	3%	1%		1,378
Reading and Comprehension	70%	24%	4%	2%		1,379
Group Collaboration	80%	17%	3%	1%		1,379
Critical Analysis	76%	19%	3%	2%		1,378
Problem Resolution	77%	19%	4%	1%		1,377
Use of Mathematics Appropriate to Field	21%	34%	24%	20%		1,377
Use of Computers Appropriate to Field	56%	29%	9%	6%		1,378
Learning On Your Own	68%	26%	4%	2%		1,379

28a. Top 10 Full-time Occupations of 50.0901 Graduates:			50.0901	
NOC	NO	Skill Level Description	% Employed FT in this Occ.**	Median FT Salary
4141	A	Secondary School Teachers	24%	\$43,594
5133	A	Musicians & Singers	18%	\$35,000
*				
*				
*				
*				
*				
*				
*				

*data not displayed where n < 2

**percentages cited are of those for whom occupational data was provided, full-time and part-time

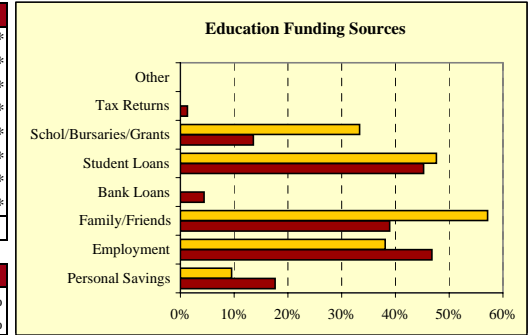
28b. Top 10 Full-time Occupations of Graduates from University of Victoria:			UVIC	
NOC	NO	Skill Level Description	% Employed FT in this Occ.**	Median FT Salary
3152	A	Registered Nurses	8%	\$58,000
4141	A	Secondary School Teachers	5%	\$43,000
4142	A	Elem & Kindergarten Teacher	4%	\$41,500
4112	A	Lawyers & Quebec Notaries	3%	\$66,750
4152	A	Social Workers	3%	\$49,000
2174	A	Computer Programmers/Interactive Media Developers	2%	\$53,500
4212	B	Community & Social Srvc Workers	2%	\$35,000
2132	A	Mechanical Engineers	2%	\$55,000
4165	A	Health Policy Researchers	2%	\$52,000
5124	A	Occs in Public Relations & Comm	2%	\$44,000

*data not displayed where n < 2

**percentages cited are of those for whom occupational data was provided, full-time and part-time

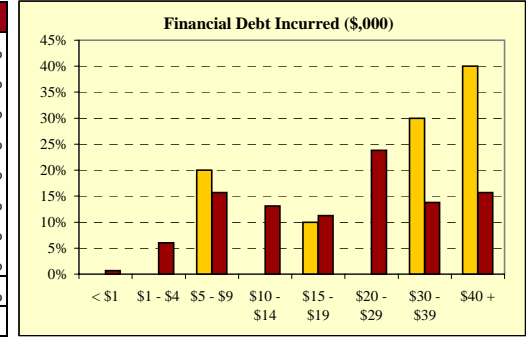
EDUCATION FINANCING

29. Education Funding Sources (2 sources per respondent):	50.0901		UVIC	
Personal Savings	2	10%*	289	18%*
Employment	8	38%*	767	47%*
Family/Friends	12	57%*	638	39%*
Bank Loans	-	0%*	72	4%*
Student Loans	10	48%*	742	45%*
Scholarships/Bursaries/Grants	7	33%*	223	14%*
Tax Returns	-	0%*	21	1%*
Other	-	0%*	-	0%*
Total Respondents	21		1,640	

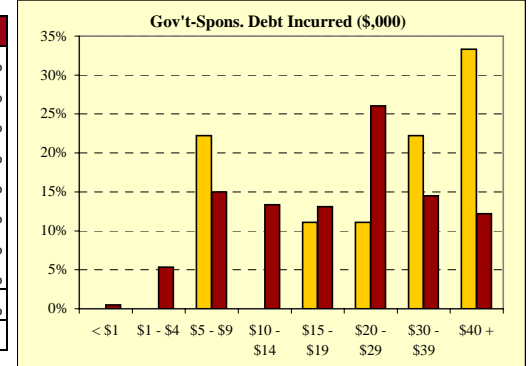


30. Financial Debt Incurred to Finance Univ. Education:	50.0901		UVIC	
Incurred any form of financial debt	10	48%*	899	55%*
Incurred government-sponsored student loan debt	9	43%*	787	48%*

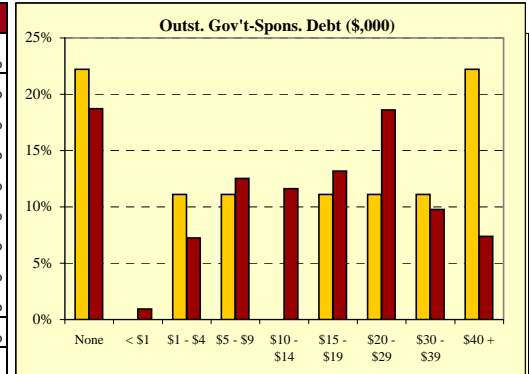
31. Financial Debt Amount:*	50.0901		UVIC	
< \$1,000	-	0%	6	1%
\$1,000 to \$4,999	-	0%	54	6%
\$5,000 to \$9,999	2	20%	141	16%
\$10,000 to \$14,999	-	0%	118	13%
\$15,000 to \$19,999	1	10%	101	11%
\$20,000 to \$29,999	-	0%	214	24%
\$30,000 to \$39,999	3	30%	124	14%
\$40,000 or More	4	40%	141	16%
Total	10	100%	899	100%
Median Financial Debt	\$30,000		\$20,000	



32. Government-Sponsored Student Loan Debt Amount:*	50.0901		UVIC	
< \$1,000	-	0%	4	1%
\$1,000 to \$4,999	-	0%	42	5%
\$5,000 to \$9,999	2	22%	118	15%
\$10,000 to \$14,999	-	0%	105	13%
\$15,000 to \$19,999	1	11%	103	13%
\$20,000 to \$29,999	1	11%	205	26%
\$30,000 to \$39,999	2	22%	114	14%
\$40,000 or More	3	33%	96	12%
Total	9	100%	787	100%
Median Gov't-Sponsored Student Loan Debt	\$30,000		\$20,000	



33. Outstanding Gov't-Sponsored Loan Debt Amount:*	50.0901		UVIC	
None - Loan repaid in full	2	22%	142	19%
< \$1,000	-	0%	7	1%
\$1,000 to \$4,999	1	11%	55	7%
\$5,000 to \$9,999	1	11%	95	13%
\$10,000 to \$14,999	-	0%	88	12%
\$15,000 to \$19,999	1	11%	100	13%
\$20,000 to \$29,999	1	11%	141	19%
\$30,000 to \$39,999	1	11%	74	10%
\$40,000 or More	2	22%	56	7%
Total	9	100%	758	100%
Median Gov't-Sponsored Loan Debt Outstanding	\$17,000		\$14,000	



* Percentage of respondents who identified this source

* Percentage of respondents who provided data

*includes only cases where financial debt was incurred

*includes only cases where government-sponsored debt was incurred

*includes only cases where government-sponsored debt was incurred, and valid "amount remaining" was provided

SPECIAL SECTION ON INTERNATIONAL EDUCATION

42. **In your employment since graduation, how important has it been for you to understand the following international skills/issues?**

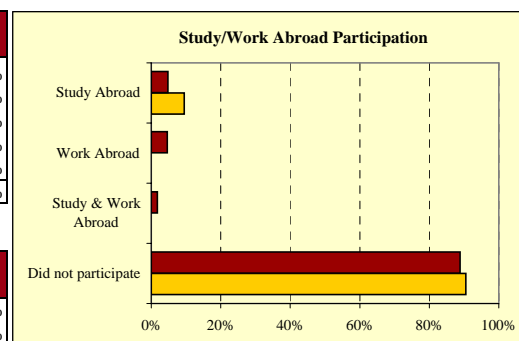
International Skill	50.0901						UVIC					
	Very Important	Important	Not Very Important	Not at all Important	Not Applicable	Total Resp.	Very Important	Important	Not Very Important	Not at all Important	Not Applicable	Total Resp.
Speak a second language	14%	14%	29%	43%	0%	21	15%	19%	31%	33%	2%	1633
International Business Practices	10%	14%	43%	33%	0%	21	11%	23%	33%	33%	0%	1604
Global Issues	24%	24%	24%	29%	0%	21	27%	37%	22%	14%	0%	1609
Interconnections between local and global issues	24%	48%	5%	24%	0%	21	30%	40%	18%	12%	0%	1608
Knowledge and traditions of other countries and cultures	48%	24%	5%	24%	0%	21	40%	32%	17%	12%	0%	1609

43. **How helpful was the institution in preparing you with the following international skills?**

International Skill	50.0901						UVIC					
	Very Helpful	Helpful	Not Very Helpful	Not at all Helpful	Not Applicable	Total Resp.	Very Helpful	Helpful	Not Very Helpful	Not at all Helpful	Not Applicable	Total Resp.
Speak a second language	10%	19%	14%	14%	43%	21	6%	11%	18%	18%	47%	1636
International Business Practices	0%	10%	43%	48%	0%	21	6%	18%	32%	44%	0%	1604
Global Issues	5%	24%	38%	33%	0%	21	24%	43%	20%	12%	0%	1630
Interconnections between local and global issues	5%	33%	24%	38%	0%	21	22%	46%	21%	10%	0%	1627
Knowledge and traditions of other countries and cultures	14%	67%	10%	10%	0%	21	25%	45%	20%	10%	0%	1624

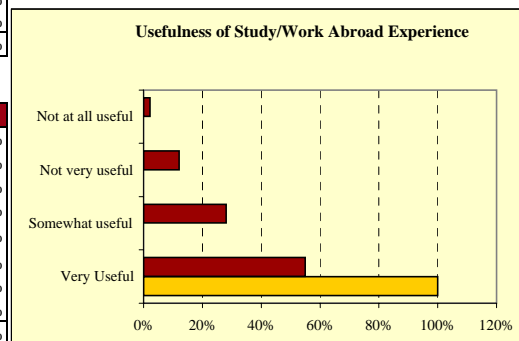
44. **Did you study or work abroad during your program?**

	50.0901		UVIC	
Yes:				
Study Abroad	2	10%	182	11%
Work Abroad	2	10%	78	5%
Study and work abroad	-	0%	75	5%
Study and work abroad	-	0%	29	2%
No	19	90%	1,449	89%
Total	21	100%	1,631	100%



45. **Usefulness of study or work abroad experiences to current job:***

	50.0901		UVIC	
Very Useful	2	100%	100	55%
Somewhat useful	-	0%	51	28%
Not very useful	-	0%	22	12%
Not at all useful	-	0%	4	2%
Total	2	100%	182	100%



46. **Reasons why you did not study or work abroad:**

	50.0901		UVIC	
Not aware these opportunities exist	2	11%	166	12%
Financial reasons	2	11%	236	17%
Extended degree completion time	1	5%	38	3%
Personal reasons (i.e. employment, family)	4	21%	280	20%
No opportunities/Limited opportunities	5	26%	185	13%
Not interested/ relevant/ required/ attractive	5	26%	357	25%
Conflicts with schooling (course load too heavy)	-	0%	114	8%
Other	-	0%	50	4%
Total	19	100%	1,426	100%