

# B.C. University Student Outcomes 2006 Survey of 2004 Baccalaureate Graduates

Detailed Summary of Survey Results

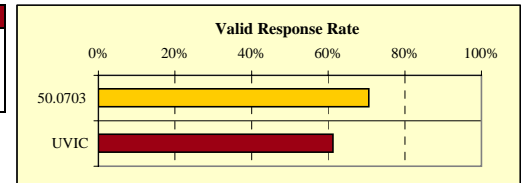
University of Victoria

6 Digit CIP: 50.0703: Art History, Criticism & Conservation

■ UVIC  
■ 50.0703

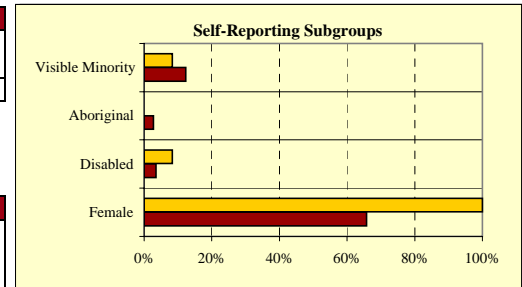
## RESPONSE RATE

1. Survey Response Rate:	50.0703	UVIC		
2004 Baccalaureate Graduates Survey Cohort	21	2,947		
Net Frame	17	2,679		
Survey Respondents and Valid Response Rate	12	1,640	71%	61%

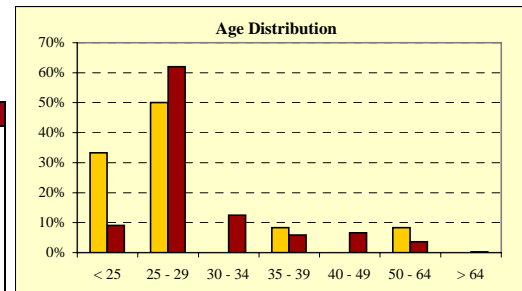


## DEMOGRAPHIC INFORMATION

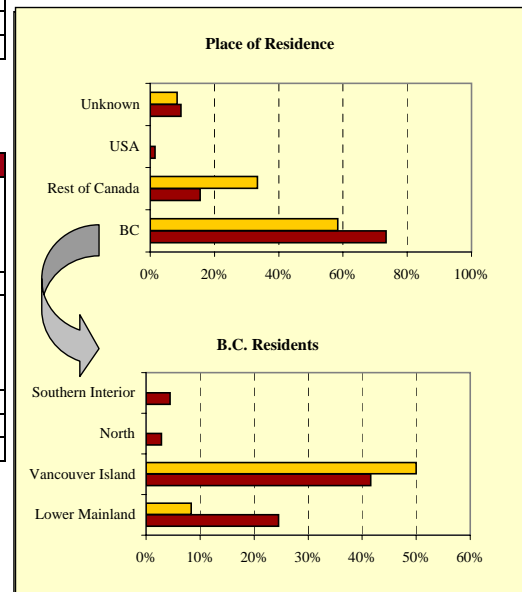
2. Gender:	50.0703	UVIC		
Male	-	0%	561	34%
Female	12	100%	1,079	66%
Total	12	100%	1,640	100%



3. Self-Reporting Subgroups:	50.0703	UVIC		
Disabled	1	8%	58	4%
Aboriginal	-	0%	45	3%
Visible Minority	1	8%	201	12%



4. Age (at time of survey):	50.0703	UVIC		
< 25	4	33%	149	9%
25 to 29	6	50%	1,016	62%
30 to 34	-	0%	205	13%
35 to 39	1	8%	97	6%
40 to 49	-	0%	109	7%
50 to 64	1	8%	60	4%
> 64	-	0%	4	0%
Unknown	-	0%	-	0%
Total	12	100%	1,640	100%
Mean Age:	28.0		29.3	



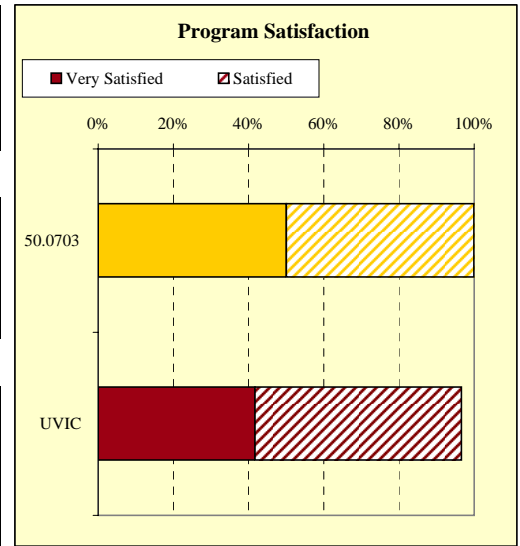
5. Place of Residence (at time of survey):	50.0703	UVIC		
BC - Lower Mainland	1	8%	402	25%
BC - Vancouver Island	6	50%	682	42%
BC - North	-	0%	47	3%
BC - Southern Interior	-	0%	73	4%
BC Subtotal	7	58%	1,204	73%
Canada - Alberta	1	8%	116	7%
Canada - Ontario	2	17%	92	6%
Canada - Other	1	8%	47	3%
U.S.A.	-	0%	24	1%
Non-BC Subtotal	4	33%	279	17%
Unknown	1	8%	157	10%
Total	12	100%	1,640	100%

EDUCATION EVALUATION AND SKILL DEVELOPMENT

6. Usefulness of Knowledge, Skills, and Abilities Acquired during Program in Work:	50.0703		UVIC	
Very Useful	2	29%	639	46%
Somewhat Useful	3	43%	546	40%
Not Very Useful	1	14%	135	10%
Not at All Useful	1	14%	57	4%

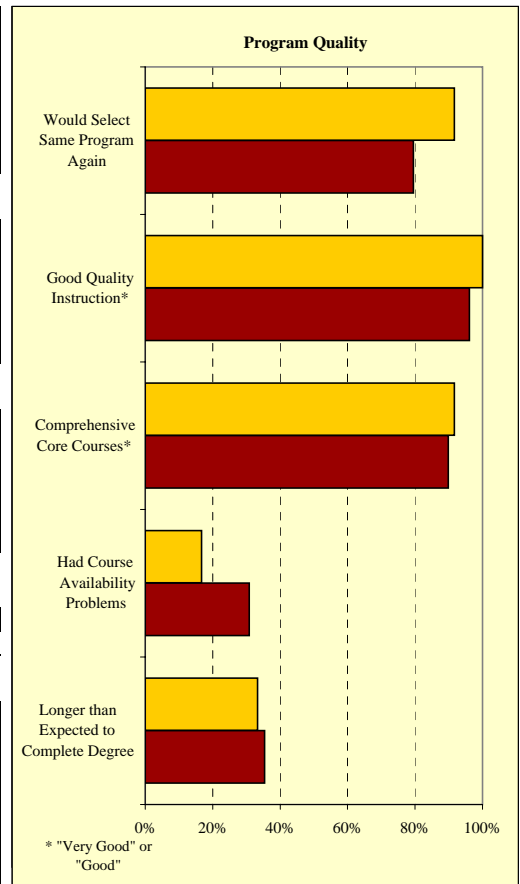
7. Usefulness of Knowledge, Skills, and Abilities Acquired during Program in Day-to-day Life:	50.0703		UVIC	
Very Useful	1	14%	481	35%
Somewhat Useful	5	71%	707	51%
Not Very Useful	-	0%	156	11%
Not at All Useful	1	14%	34	2%

8. Program Satisfaction:	50.0703		UVIC	
Very Satisfied	6	50%	683	42%
Satisfied	6	50%	901	55%
Dissatisfied	-	0%	45	3%
Very Dissatisfied	-	0%	9	1%
Total	12	100%	1638	100%



9. Would you select the same program again?	50.0703		UVIC	
Yes	11	92%	1,247	79%
No, because . . . (multiple response question)	1		322	
. . . interests have changed	-	0%*	92	17%*
. . . courses were not practical	1	100%*	123	23%*
. . . little or no career opportunities	-	0%*	109	21%*
. . . other	-	0%*	203	39%*

\* Percent of total responses, among those who would not take program again



\* "Very Good" or "Good"

10. Quality of Instruction:	50.0703		UVIC	
Very Good	11	92%	564	35%
Good	1	8%	1,003	62%
Poor	-	0%	60	4%
Very Poor	-	0%	3	0%
Total	12	100%	1,630	100%

11. Comprehensiveness of Core Courses:	50.0703		UVIC	
Very Good	6	50%	468	29%
Good	5	42%	982	61%
Poor	1	8%	152	9%
Very Poor	-	0%	11	1%
Total	12	100%	1,613	100%

12. Course Availability:	50.0703		UVIC	
Encountered course availability problems	2	17%	497	31%

13. Degree Completion:	50.0703		UVIC	
Took longer than expected to complete degree	4	33%	580	35%
<b>Top 4 reasons for prolonged degree completion (multiple response question):</b>				
Personal or family reasons	1	25%*	92	10%*
Financial reasons / work	-	0%*	82	9%*
Change of major/program/specialization	1	25%*	82	9%*
Involvement in co-op program extended completion time	1	25%*	101	11%*
Other reason(s)	1	25%*	565	61%*

\* Percent of total responses, among those who took longer than expected to complete degree

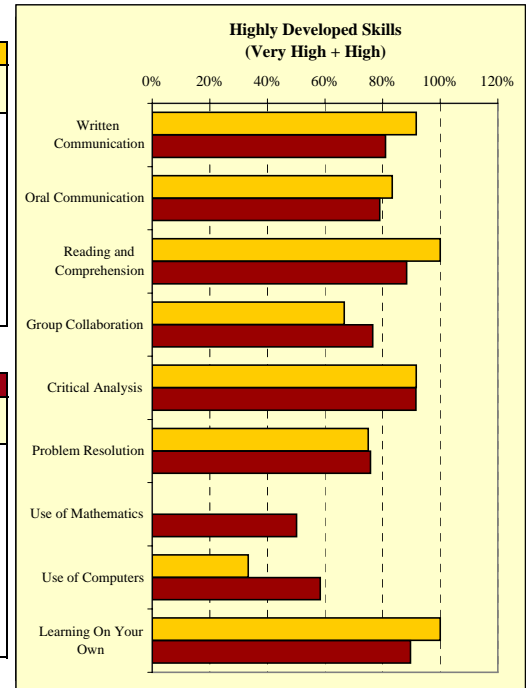
**SKILL DEVELOPMENT**

14a.

To what degree did program help you develop the following skills?	50.0703					# Resp.
	Very High	High	Low	Very Low		
	Written Communication	58%	33%	8%	0%	
Oral Communication	50%	33%	17%	0%	12	
Reading and Comprehension	67%	33%	0%	0%	12	
Group Collaboration	33%	33%	17%	17%	12	
Critical Analysis	67%	25%	8%	0%	12	
Problem Resolution	50%	25%	25%	0%	8	
Use of Mathematics Appropriate to Field	0%	0%	60%	40%	5	
Use of Computers Appropriate to Field	11%	22%	56%	11%	9	
Learning On Your Own	73%	27%	0%	0%	11	

14b.

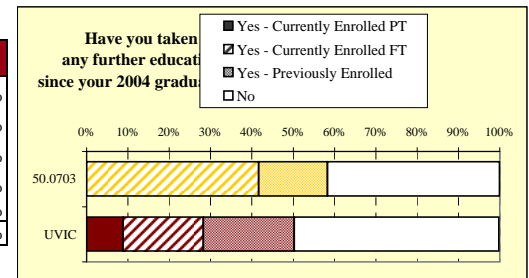
To what degree did program help you develop the following skills?	UVIC					# Resp.
	Very High	High	Low	Very Low		
	Written Communication	27%	54%	17%	2%	
Oral Communication	23%	56%	19%	2%	1,564	
Reading and Comprehension	34%	55%	10%	1%	1,583	
Group Collaboration	32%	45%	20%	3%	1,556	
Critical Analysis	45%	46%	7%	1%	1,626	
Problem Resolution	21%	55%	21%	3%	1,540	
Use of Mathematics Appropriate to Field	18%	32%	35%	14%	1,116	
Use of Computers Appropriate to Field	19%	39%	32%	10%	1,331	
Learning On Your Own	39%	51%	9%	1%	1,589	



**FURTHER EDUCATION**

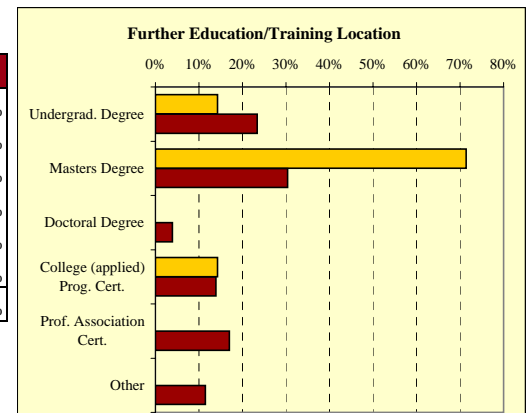
15.

Took further education since 2004 graduation	50.0703	UVIC
Yes:		
Not currently enrolled	7	826
Currently enrolled full-time	5	319
Currently enrolled part-time	-	145
No	5	814
Total	12	1,640



16.

Type of Formal Post-Secondary Education	50.0703	UVIC
Undergraduate Degree	1	192
Masters Degree	5	249
Doctoral Degree	-	32
College (applied) Program Certification	1	114
Professional Association Certification	-	139
Other	-	94
Total Respondents	7	820



Detailed Summary of Survey Results

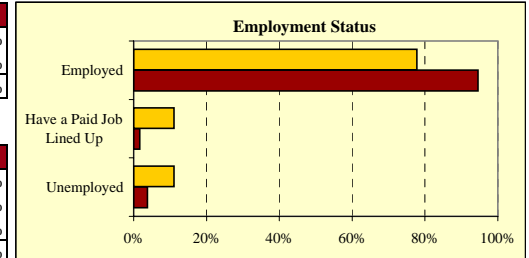
University of Victoria

6 Digit CIP: 50.0703: Art History, Criticism & Conservation

■ UVIC  
■ 50.0703

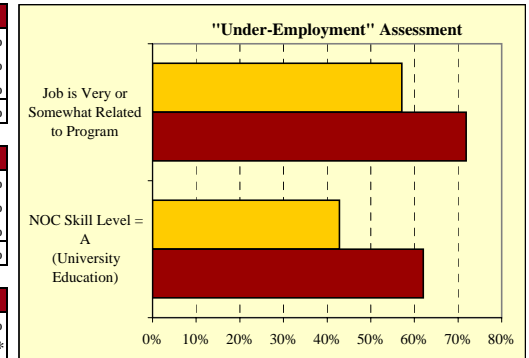
EMPLOYMENT

17. Labour Force Status:	50.0703	UVIC
In Labour Force (working or seeking work)	9 75%	1,458 89%
Not in Labour Force	3 25%	182 11%
Grand Total	12 100%	1,640 100%



18. Employment Status of those IN Labour Force:	50.0703	UVIC
Employed	7 78%	1,379 95%
Have a Paid Job Lined Up	1 11%	24 2%
Unemployed	1 11%	55 4%
Total Labour Force	9 100%	1,458 100%

19. Status of Graduates NOT in Labour Force:	50.0703	UVIC
Attending School FT	2 67%	136 75%
Attending School PT	- 0%	7 4%
Other	1 33%	39 21%
Total NOT in Labour Force	3 100%	182 100%

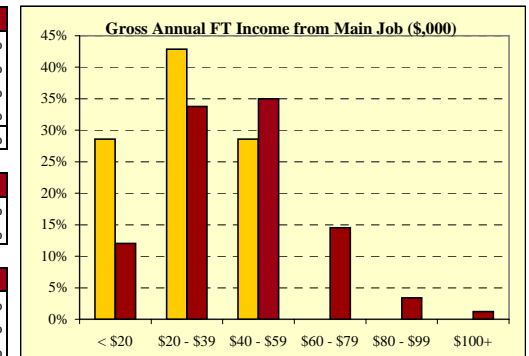


20. Employment Type:	50.0703	UVIC
Paid worker	7 100%	1,261 91%
Self-employed	- 0%	65 5%
Both a paid worker and self-employed	- 0%	53 4%
Total Employed	7 100%	1,379 100%

21. Job Characteristics:	50.0703	UVIC
I hold more than one job	1 14%*	285 21%
My main job is full-time (>= 30 hours per week)	5 71%**	1,095 82%*

\* of total employed      \*\* of those who provided data on hours/week worked

22. How related is your main job to your program?:	50.0703	UVIC
Very Related	1 14%	633 46%
Somewhat Related	3 43%	358 26%
Not Very Related	- 0%	177 13%
Not At All Related	3 43%	211 15%
Total	7 100%	1,379 100%



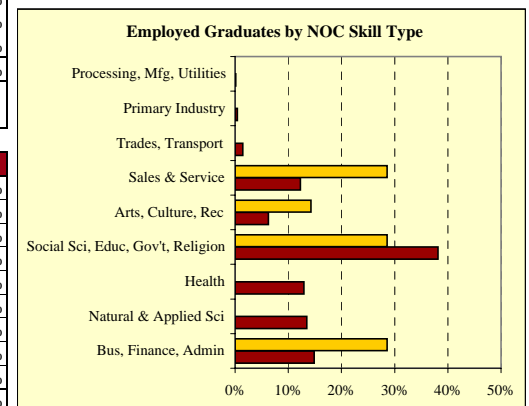
23. "Under-employment" Assessment:	50.0703	UVIC
Job is very or somewhat related to program	4 57%	991 72%
NOC Skill Level = A (University Education)	3 43%	851 62%

\* of total valid responses

24. Gross Annual Income from Main Job:*	50.0703	UVIC
Less than \$20,000	2 29%	149 12%
\$20,000 to \$39,999	3 43%	418 34%
\$40,000 to \$59,999	2 29%	433 35%
\$60,000 to \$79,999	- 0%	180 15%
\$80,000 to \$99,999	- 0%	42 3%
\$100,000 and Above	- 0%	15 1%
Total	7 100%	1,237 100%
Median Annual Income (full-time)	\$36,400	\$45,000
Average Annual Income (full-time)	\$36,760	\$46,707

\* where data provided

25. NOC Skill Type of Main Job:	50.0703	UVIC
Business, Finance and Administration	2 29%	203 15%
Natural and Applied Sciences and Related	- 0%	184 13%
Health	- 0%	177 13%
Social Sciences, Educ., Gov't Services, Religion	2 29%	522 38%
Arts, Culture, Recreation and Sport	1 14%	86 6%
Sales and Service	2 29%	168 12%
Trades, Transport and Equip. Operators and Related	- 0%	20 1%
Unique to the Primary Industry	- 0%	6 0%
Unique to Processing, Manufacturing and Utilities	- 0%	2 0%
Total	7 100%	1,368 100%



Detailed Summary of Survey Results

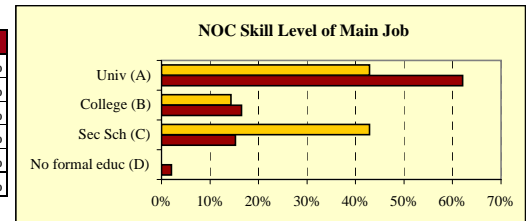
University of Victoria

6 Digit CIP: 50.0703: Art History, Criticism & Conservation

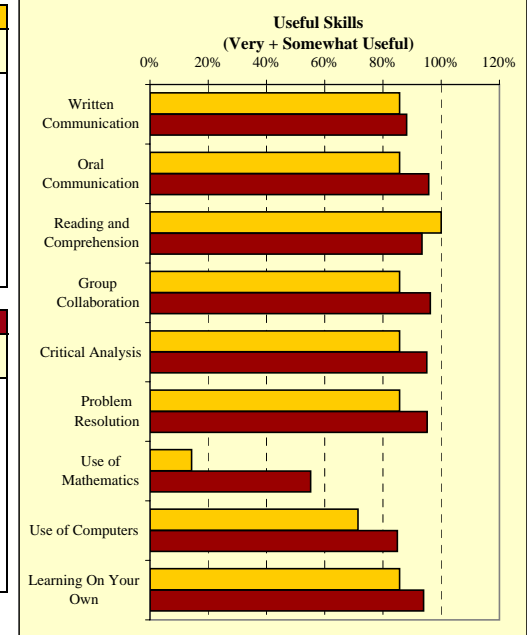
UVIC  
50.0703

EMPLOYMENT, continued

26. NOC Skill Level of Main Job:	50.0703	UVIC
A. University education	3 43%	851 62%
B. College education/trade apprenticeship	1 14%	226 16%
C. Secondary school + job-specific training	3 43%	209 15%
D. No formal education	- 0%	28 2%
No skill level assigned (management)	- 0%	57 4%
Total	7 100%	1,371 100%



27a. How useful are the following skills and abilities in doing your main job?	50.0703					# Resp.
	Very Useful	Somewhat Useful	Not Very Useful	Not at all Useful		
Written Communication	57%	29%	14%	0%		7
Oral Communication	71%	14%	14%	0%		7
Reading and Comprehension	57%	43%	0%	0%		7
Group Collaboration	86%	0%	0%	14%		7
Critical Analysis	57%	29%	14%	0%		7
Problem Resolution	57%	29%	0%	14%		7
Use of Mathematics Appropriate to Field	0%	14%	57%	29%		7
Use of Computers Appropriate to Field	57%	14%	29%	0%		7
Learning On Your Own	86%	0%	14%	0%		7



27b. How useful are the following skills and abilities in doing your main job?	UVIC					# Resp.
	Very Useful	Somewhat Useful	Not Very Useful	Not at all Useful		
Written Communication	67%	21%	7%	5%		1,379
Oral Communication	78%	17%	3%	1%		1,378
Reading and Comprehension	70%	24%	4%	2%		1,379
Group Collaboration	80%	17%	3%	1%		1,379
Critical Analysis	76%	19%	3%	2%		1,378
Problem Resolution	77%	19%	4%	1%		1,377
Use of Mathematics Appropriate to Field	21%	34%	24%	20%		1,377
Use of Computers Appropriate to Field	56%	29%	9%	6%		1,378
Learning On Your Own	68%	26%	4%	2%		1,379

28a. Top 10 Full-time Occupations of 50.0703 Graduates:			50.0703
NOC	NOC Skill Level Description	% Employed FT in this Occ.**	Median FT Salary
*			
*			
*			
*			
*			
*			
*			
*			
*			
*			

\*data not displayed where n < 2

\*\*percentages cited are of those for whom occupational data was provided, full-time and part-time

28b. Top 10 Full-time Occupations of Graduates from University of Victoria:			UVIC
NOC	NOC Skill Level Description	% Employed FT in this Occ.**	Median FT Salary
3152	A Registered Nurses	8%	\$58,000
4141	A Secondary School Teachers	5%	\$43,000
4142	A Elem & Kindergarten Teacher	4%	\$41,500
4112	A Lawyers & Quebec Notaries	3%	\$66,750
4152	A Social Workers	3%	\$49,000
2174	A Computer Programmers/Interactive Media Developers	2%	\$53,500
4212	B Community & Social Srvc Workers	2%	\$35,000
2132	A Mechanical Engineers	2%	\$55,000
4165	A Health Policy Researchers	2%	\$52,000
5124	A Occs in Public Relations & Comm	2%	\$44,000

\*data not displayed where n < 2

\*\*percentages cited are of those for whom occupational data was provided, full-time and part-time

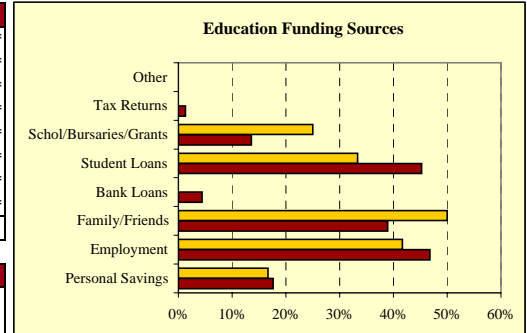
EDUCATION FINANCING

29. Education Funding Sources (2 sources per respondent):	50.0703	UVIC
Personal Savings	2 17%*	289 18%*
Employment	5 42%*	767 47%*
Family/Friends	6 50%*	638 39%*
Bank Loans	- 0%*	72 4%*
Student Loans	4 33%*	742 45%*
Scholarships/Bursaries/Grants	3 25%*	223 14%*
Tax Returns	- 0%*	21 1%*
Other	- 0%*	- 0%*
Total Respondents	12	1,640

\* Percentage of respondents who identified this source

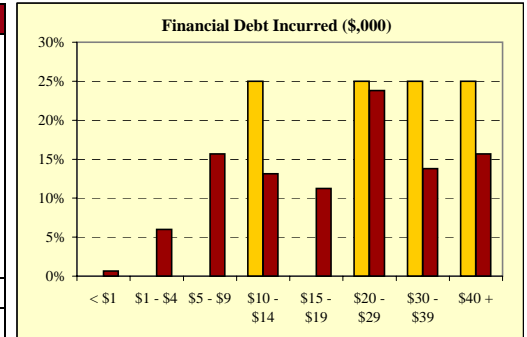
30. Financial Debt Incurred to Finance Univ. Education:	50.0703	UVIC
Incurred any form of financial debt	4 33%*	899 55%
Incurred government-sponsored student loan debt	4 33%*	787 48%

\* Percentage of respondents who provided data



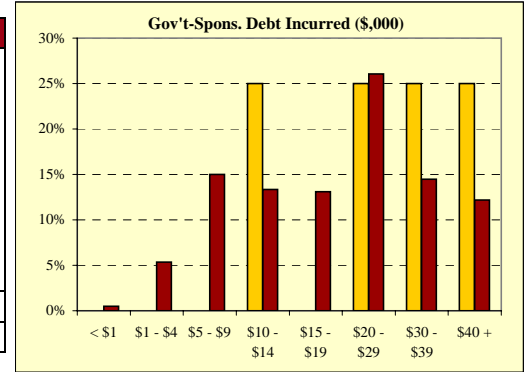
31. Financial Debt Amount:*	50.0703	UVIC
< \$1,000	- 0%	6 1%
\$1,000 to \$4,999	- 0%	54 6%
\$5,000 to \$9,999	- 0%	141 16%
\$10,000 to \$14,999	1 25%	118 13%
\$15,000 to \$19,999	- 0%	101 11%
\$20,000 to \$29,999	1 25%	214 24%
\$30,000 to \$39,999	1 25%	124 14%
\$40,000 or More	1 25%	141 16%
Total	4 100%	899 100%
Median Financial Debt	\$26,500	\$20,000

\*includes only cases where financial debt was incurred



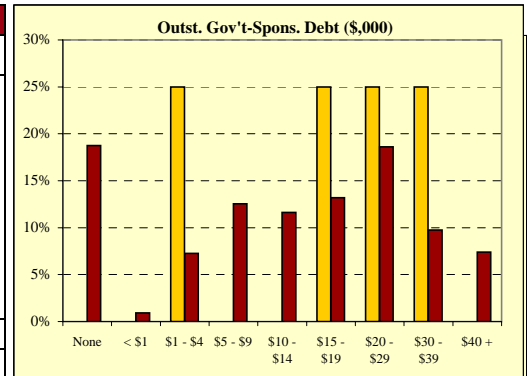
32. Government-Sponsored Student Loan Debt Amount:*	50.0703	UVIC
< \$1,000	- 0%	4 1%
\$1,000 to \$4,999	- 0%	42 5%
\$5,000 to \$9,999	- 0%	118 15%
\$10,000 to \$14,999	1 25%	105 13%
\$15,000 to \$19,999	- 0%	103 13%
\$20,000 to \$29,999	1 25%	205 26%
\$30,000 to \$39,999	1 25%	114 14%
\$40,000 or More	1 25%	96 12%
Total	4 100%	787 100%
Median Gov't-Sponsored Student Loan Debt	\$26,500	\$20,000

\*includes only cases where government-sponsored debt was incurred



33. Outstanding Gov't-Sponsored Loan Debt Amount:*	50.0703	UVIC
None - Loan repaid in full	- 0%	142 19%
< \$1,000	- 0%	7 1%
\$1,000 to \$4,999	1 25%	55 7%
\$5,000 to \$9,999	- 0%	95 13%
\$10,000 to \$14,999	- 0%	88 12%
\$15,000 to \$19,999	1 25%	100 13%
\$20,000 to \$29,999	1 25%	141 19%
\$30,000 to \$39,999	1 25%	74 10%
\$40,000 or More	- 0%	56 7%
Total	4 100%	758 100%
Median Gov't-Sponsored Loan Debt Outstanding	\$19,000	\$14,000

\*includes only cases where government-sponsored debt was incurred, and valid "amount remaining" was provided



Detailed Summary of Survey Results

University of Victoria

6 Digit CIP: 50.0703: Art History, Criticism & Conservation

■ UVIC  
■ 50.0703

SPECIAL SECTION ON INTERNATIONAL EDUCATION

42. In your employment since graduation, how important has it been for you to understand the following international skills/issues?

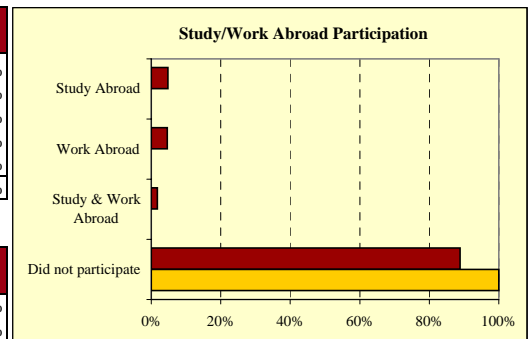
International Skill	50.0703						UVIC					
	Very Important	Important	Not Very Important	Not at all Important	Not Applicable	Total Resp.	Very Important	Important	Not Very Important	Not at all Important	Not Applicable	Total Resp.
Speak a second language	8%	33%	33%	25%	0%	12	15%	19%	31%	33%	2%	1633
International Business Practices	0%	17%	50%	33%	0%	12	11%	23%	33%	33%	0%	1604
Global Issues	0%	58%	25%	17%	0%	12	27%	37%	22%	14%	0%	1609
Interconnections between local and global issues	17%	42%	25%	17%	0%	12	30%	40%	18%	12%	0%	1608
Knowledge and traditions of other countries and cultures	42%	25%	17%	17%	0%	12	40%	32%	17%	12%	0%	1609

43. How helpful was the institution in preparing you with the following international skills?

International Skill	50.0703						UVIC					
	Very Helpful	Helpful	Not Very Helpful	Not at all Helpful	Not Applicable	Total Resp.	Very Helpful	Helpful	Not Very Helpful	Not at all Helpful	Not Applicable	Total Resp.
Speak a second language	8%	33%	50%	0%	8%	12	6%	11%	18%	18%	47%	1636
International Business Practices	8%	0%	42%	50%	0%	12	6%	18%	32%	44%	0%	1604
Global Issues	33%	33%	25%	8%	0%	12	24%	43%	20%	12%	0%	1630
Interconnections between local and global issues	33%	25%	33%	8%	0%	12	22%	46%	21%	10%	0%	1627
Knowledge and traditions of other countries and cultures	75%	25%	0%	0%	0%	12	25%	45%	20%	10%	0%	1624

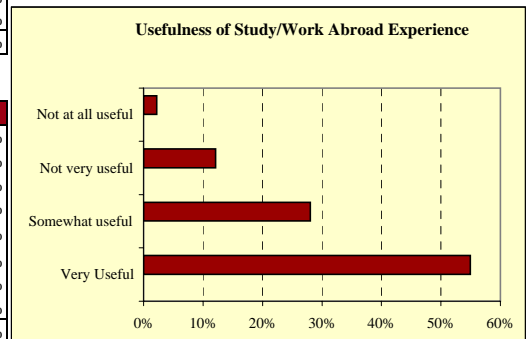
44. Did you study or work abroad during your program?

	50.0703	UVIC
Yes:		
Study Abroad	-	0%
Work Abroad	-	0%
Study and work abroad	-	0%
No	12	100%
Total	12	100%



45. Usefulness of study or work abroad experiences to current job:\*

	50.0703	UVIC
Very Useful	N/A	100
Somewhat useful	N/A	51
Not very useful	N/A	22
Not at all useful	N/A	4
Total	-	182



46. Reasons why you did not study or work abroad:

	50.0703	UVIC
Not aware these opportunities exist	3	27%
Financial reasons	3	27%
Extended degree completion time	-	0%
Personal reasons (i.e. employment, family)	3	27%
No opportunities/Limited opportunities	1	9%
Not interested/ relevant/ required/ attractive	1	9%
Conflicts with schooling (course load too heavy)	-	0%
Other	-	0%
Total	11	100%