

# B.C. University Student Outcomes 2006 Survey of 2004 Baccalaureate Graduates

Detailed Summary of Survey Results

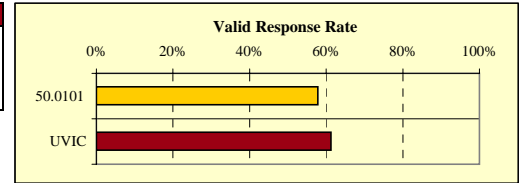
University of Victoria

6 Digit CIP: 50.0101: Visual & Performing Arts

■ UVIC  
■ 50.0101

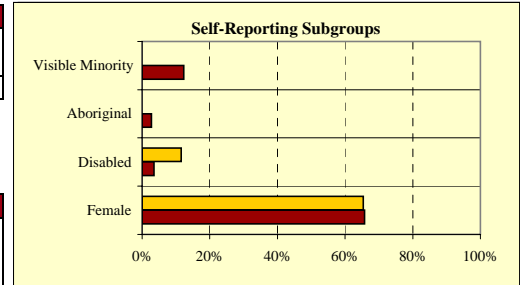
## RESPONSE RATE

1. Survey Response Rate:	50.0101	UVIC
2004 Baccalaureate Graduates Survey Cohort	52	2,947
Net Frame	45	2,679
Survey Respondents and Valid Response Rate	26	1,640
	58%	61%



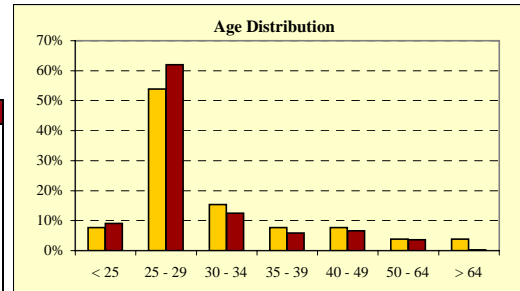
## DEMOGRAPHIC INFORMATION

2. Gender:	50.0101	UVIC
Male	9	561
Female	17	1,079
Total	26	1,640
	35%	66%
	65%	100%

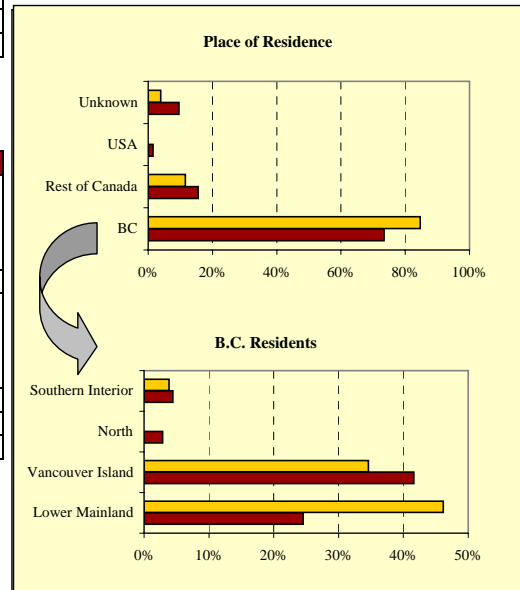


3. Self-Reporting Subgroups:	50.0101	UVIC
Disabled	3	58
Aboriginal	-	45
Visible Minority	-	201
	12%	4%
	0%	3%
	0%	12%

4. Age (at time of survey):	50.0101	UVIC
< 25	2	149
25 to 29	14	1,016
30 to 34	4	205
35 to 39	2	97
40 to 49	2	109
50 to 64	1	60
> 64	1	4
Unknown	-	-
Total	26	1,640
Mean Age:	31.0	29.3



5. Place of Residence (at time of survey):	50.0101	UVIC
BC - Lower Mainland	12	402
BC - Vancouver Island	9	682
BC - North	-	47
BC - Southern Interior	1	73
BC Subtotal	22	1,204
Canada - Alberta	1	116
Canada - Ontario	1	92
Canada - Other	1	47
U.S.A.	-	24
Non-BC Subtotal	3	279
Unknown	1	157
Total	26	1,640

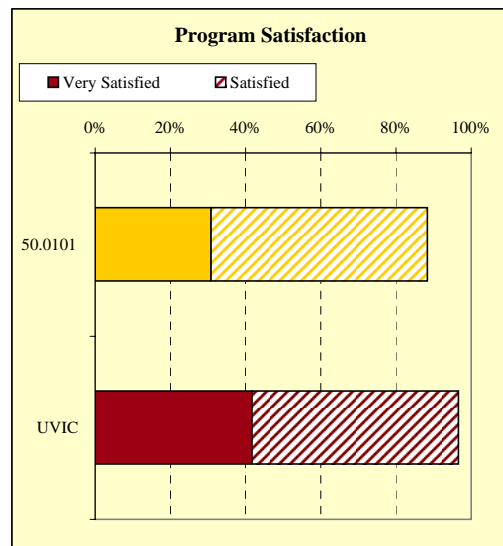


**EDUCATION EVALUATION AND SKILL DEVELOPMENT**

6. Usefulness of Knowledge, Skills, and Abilities Acquired during Program in Work:	50.0101		UVIC	
Very Useful	6	26%	639	46%
Somewhat Useful	9	39%	546	40%
Not Very Useful	6	26%	135	10%
Not at All Useful	2	9%	57	4%

7. Usefulness of Knowledge, Skills, and Abilities Acquired during Program in Day-to-day Life:	50.0101		UVIC	
Very Useful	11	48%	481	35%
Somewhat Useful	9	39%	707	51%
Not Very Useful	3	13%	156	11%
Not at All Useful	-	0%	34	2%

8. Program Satisfaction:	50.0101		UVIC	
Very Satisfied	8	31%	683	42%
Satisfied	15	58%	901	55%
Dissatisfied	3	12%	45	3%
Very Dissatisfied	-	0%	9	1%
Total	26	100%	1638	100%



9. Would you select the same program again?	50.0101		UVIC	
Yes	13	54%	1,247	79%
No, because . . . (multiple response question)	11		322	
. . . interests have changed	-	0%*	92	17%*
. . . courses were not practical	3	17%*	123	23%*
. . . little or no career opportunities	1	6%*	109	21%*
. . . other	14	78%*	203	39%*

\* Percent of total responses, among those who would not take program again



\* "Very Good" or "Good"

10. Quality of Instruction:	50.0101		UVIC	
Very Good	9	35%	564	35%
Good	14	54%	1,003	62%
Poor	3	12%	60	4%
Very Poor	-	0%	3	0%
Total	26	100%	1,630	100%

11. Comprehensiveness of Core Courses:	50.0101		UVIC	
Very Good	8	31%	468	29%
Good	12	46%	982	61%
Poor	6	23%	152	9%
Very Poor	-	0%	11	1%
Total	26	100%	1,613	100%

12. Course Availability:	50.0101		UVIC	
Encountered course availability problems	7	27%	497	31%

13. Degree Completion:	50.0101		UVIC	
Took longer than expected to complete degree	6	23%	580	35%
<b>Top 4 reasons for prolonged degree completion (multiple response question):</b>				
Personal or family reasons	-	0%*	92	10%*
Financial reasons / work	1	17%*	82	9%*
Change of major/program/specialization	2	33%*	82	9%*
Involvement in co-op program extended completion time	-	0%*	101	11%*
Other reason(s)	3	50%*	565	61%*

\* Percent of total responses, among those who took longer than expected to complete degree

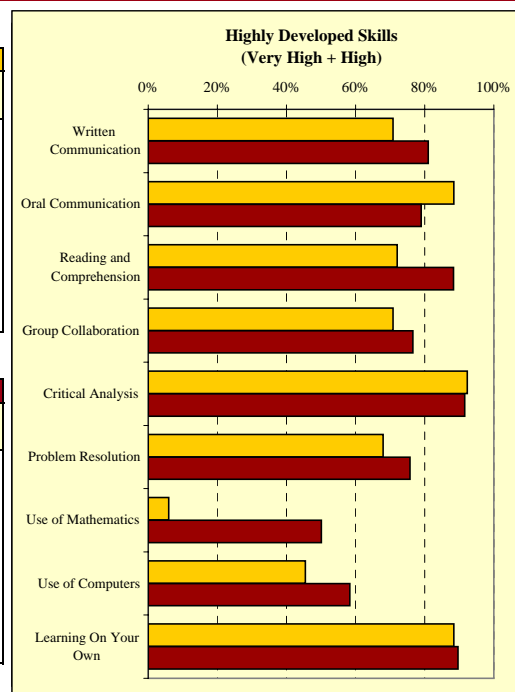
**SKILL DEVELOPMENT**

14a.

To what degree did program help you develop the following skills?	50.0101				# Resp.
	Very High	High	Low	Very Low	
	Written Communication	8%	63%	29%	
Oral Communication	31%	58%	12%	0%	26
Reading and Comprehension	12%	60%	24%	4%	25
Group Collaboration	21%	50%	17%	13%	24
Critical Analysis	42%	50%	4%	4%	26
Problem Resolution	24%	44%	28%	4%	25
Use of Mathematics Appropriate to Field	6%	0%	41%	53%	17
Use of Computers Appropriate to Field	23%	23%	50%	5%	22
Learning On Your Own	54%	35%	4%	8%	26

14b.

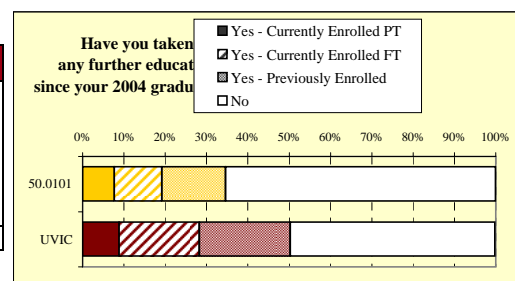
To what degree did program help you develop the following skills?	UVIC				# Resp.
	Very High	High	Low	Very Low	
	Written Communication	27%	54%	17%	
Oral Communication	23%	56%	19%	2%	1,564
Reading and Comprehension	34%	55%	10%	1%	1,583
Group Collaboration	32%	45%	20%	3%	1,556
Critical Analysis	45%	46%	7%	1%	1,626
Problem Resolution	21%	55%	21%	3%	1,540
Use of Mathematics Appropriate to Field	18%	32%	35%	14%	1,116
Use of Computers Appropriate to Field	19%	39%	32%	10%	1,331
Learning On Your Own	39%	51%	9%	1%	1,589



**FURTHER EDUCATION**

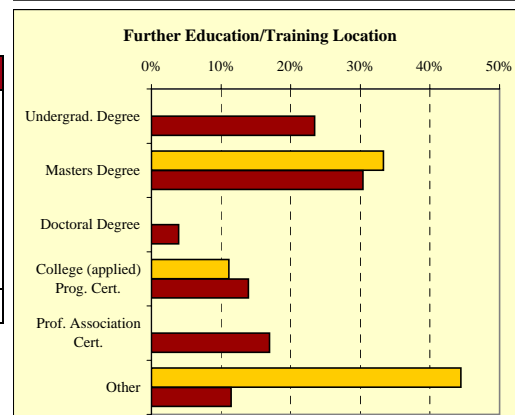
15. Took further education since 2004 graduation

	50.0101	UVIC
Yes:		
Not currently enrolled	9	826
Currently enrolled full-time	4	319
Currently enrolled part-time	3	145
No	17	814
Total	26	1,640



16. Type of Formal Post-Secondary Education

	50.0101	UVIC
Undergraduate Degree	-	192
Masters Degree	3	249
Doctoral Degree	-	32
College (applied) Program Certification	1	114
Professional Association Certification	-	139
Other	4	94
Total Respondents	8	820

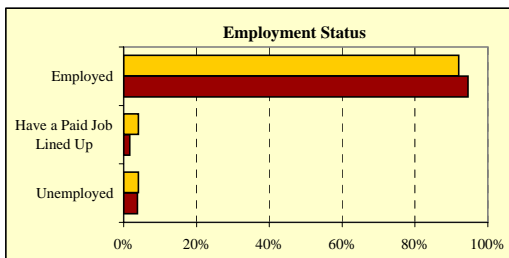


**Detailed Summary of Survey Results**  
**University of Victoria**  
**6 Digit CIP: 50.0101: Visual & Performing Arts**

■ UVIC  
■ 50.0101

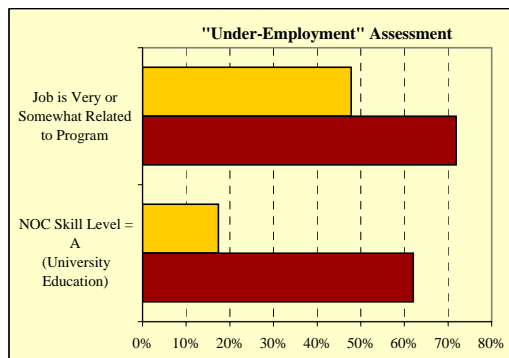
**EMPLOYMENT**

17. <b>Labour Force Status:</b>	50.0101	UVIC
In Labour Force (working or seeking work)	25 96%	1,458 89%
Not in Labour Force	1 4%	182 11%
Grand Total	26 100%	1,640 100%



18. <b>Employment Status of those IN Labour Force:</b>	50.0101	UVIC
Employed	23 92%	1,379 95%
Have a Paid Job Lined Up	1 4%	24 2%
Unemployed	1 4%	55 4%
Total Labour Force	25 100%	1,458 100%

19. <b>Status of Graduates NOT in Labour Force:</b>	50.0101	UVIC
Attending School FT	- 0%	136 75%
Attending School PT	- 0%	7 4%
Other	1 100%	39 21%
Total NOT in Labour Force	1 100%	182 100%

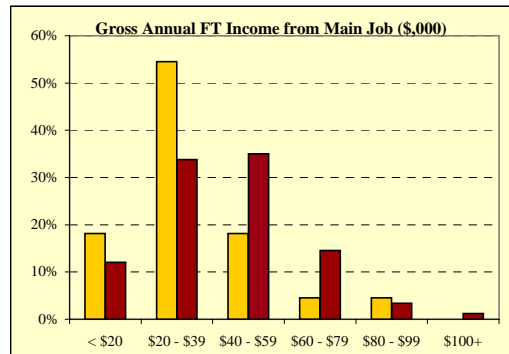


20. <b>Employment Type:</b>	50.0101	UVIC
Paid worker	15 65%	1,261 91%
Self-employed	5 22%	65 5%
Both a paid worker and self-employed	3 13%	53 4%
Total Employed	23 100%	1,379 100%

21. <b>Job Characteristics:</b>	50.0101	UVIC
I hold more than one job	6 26%*	285 21%
My main job is full-time (>= 30 hours per week)	16 76%**	1,095 82%*

\* of total employed      \*\* of those who provided data on hours/week worked

22. <b>How related is your main job to your program?</b>	50.0101	UVIC
Very Related	3 13%	633 46%
Somewhat Related	8 35%	358 26%
Not Very Related	3 13%	177 13%
Not At All Related	9 39%	211 15%
Total	23 100%	1,379 100%



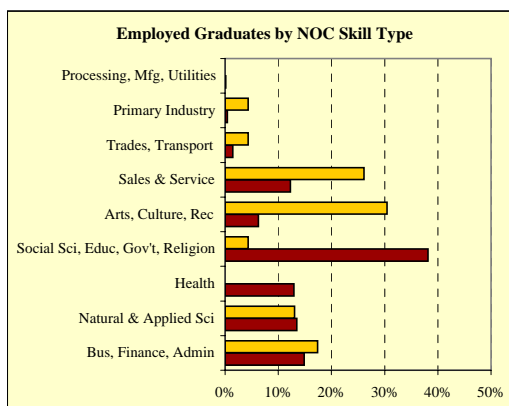
23. <b>"Under-employment" Assessment:</b>	50.0101	UVIC
Job is very or somewhat related to program	11 48%	991 72%
NOC Skill Level = A (University Education)	4 17%	851 62%

\* of total valid responses

24. <b>Gross Annual Income from Main Job:*</b>	50.0101	UVIC
Less than \$20,000	4 18%	149 12%
\$20,000 to \$39,999	12 55%	418 34%
\$40,000 to \$59,999	4 18%	433 35%
\$60,000 to \$79,999	1 5%	180 15%
\$80,000 to \$99,999	1 5%	42 3%
\$100,000 and Above	- 0%	15 1%
Total	22 100%	1,237 100%
Median Annual Income (full-time)	\$34,050	\$45,000
Average Annual Income (full-time)	\$38,008	\$46,707

\* where data provided

25. <b>NOC Skill Type of Main Job:</b>	50.0101	UVIC
Business, Finance and Administration	4 17%	203 15%
Natural and Applied Sciences and Related	3 13%	184 13%
Health	- 0%	177 13%
Social Sciences, Educ., Gov't Services, Religion	1 4%	522 38%
Arts, Culture, Recreation and Sport	7 30%	86 6%
Sales and Service	6 26%	168 12%
Trades, Transport and Eqp. Operators and Related	1 4%	20 1%
Unique to the Primary Industry	1 4%	6 0%
Unique to Processing, Manufacturing and Utilities	- 0%	2 0%
Total	23 100%	1,368 100%

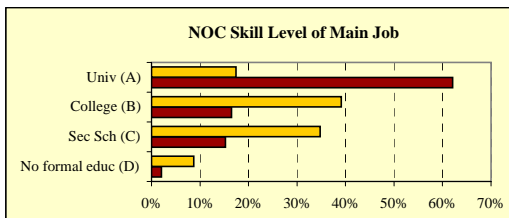


**Detailed Summary of Survey Results**  
**University of Victoria**  
**6 Digit CIP: 50.0101: Visual & Performing Arts**

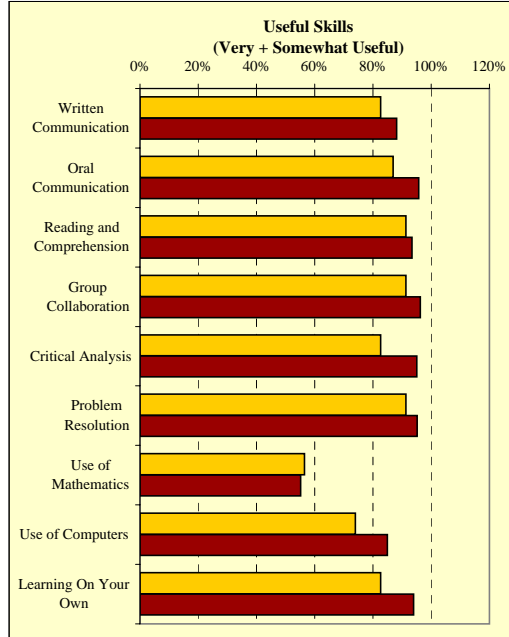
■ UVIC  
 ■ 50.0101

**EMPLOYMENT, continued**

26. NOC Skill Level of Main Job:	50.0101	UVIC
A. University education	4 17%	851 62%
B. College education/trade apprenticeship	9 39%	226 16%
C. Secondary school + job-specific training	8 35%	209 15%
D. No formal education	2 9%	28 2%
No skill level assigned (management)	- 0%	57 4%
Total	23 100%	1,371 100%



27a. How useful are the following skills and abilities in doing your main job?	50.0101					#
	Very Useful	Somewhat Useful	Not Very Useful	Not at all Useful		Resp.
Written Communication	52%	30%	4%	13%		23
Oral Communication	78%	9%	4%	9%		23
Reading and Comprehension	74%	17%	4%	4%		23
Group Collaboration	87%	4%	4%	4%		23
Critical Analysis	74%	9%	9%	9%		23
Problem Resolution	87%	4%	4%	4%		23
Use of Mathematics Appropriate to Field	26%	30%	26%	17%		23
Use of Computers Appropriate to Field	61%	13%	17%	9%		23
Learning On Your Own	74%	9%	4%	13%		23



27b. How useful are the following skills and abilities in doing your main job?	UVIC					#
	Very Useful	Somewhat Useful	Not Very Useful	Not at all Useful		Resp.
Written Communication	67%	21%	7%	5%		1,379
Oral Communication	78%	17%	3%	1%		1,378
Reading and Comprehension	70%	24%	4%	2%		1,379
Group Collaboration	80%	17%	3%	1%		1,379
Critical Analysis	76%	19%	3%	2%		1,378
Problem Resolution	77%	19%	4%	1%		1,377
Use of Mathematics Appropriate to Field	21%	34%	24%	20%		1,377
Use of Computers Appropriate to Field	56%	29%	9%	6%		1,378
Learning On Your Own	68%	26%	4%	2%		1,379

28a. Top 10 Full-time Occupations of 50.0101 Graduates:	50.0101	
NOC Skill Level Description	% Employed FT in this Occ.**	Median FT Salary
5244 B Artisans & Craftspersons	9%	\$26,800
*		
*		
*		
*		
*		
*		
*		
*		
*		

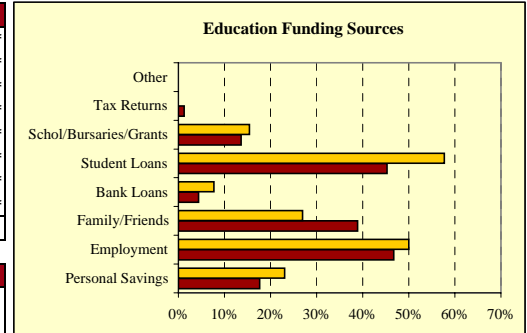
\*data not displayed where n < 2      \*\*percentages cited are of those for whom occupational data was provided, full-time and part-time

28b. Top 10 Full-time Occupations of Graduates from University of Victoria:	UVIC	
NOC Skill Level Description	% Employed FT in this Occ.**	Median FT Salary
3152 A Registered Nurses	8%	\$58,000
4141 A Secondary School Teachers	5%	\$43,000
4142 A Elem & Kindergarten Teacher	4%	\$41,500
4112 A Lawyers & Quebec Notaries	3%	\$66,750
4152 A Social Workers	3%	\$49,000
2174 A Computer Programmers/Interactive Media Developers	2%	\$53,500
4212 B Community & Social Srvc Workers	2%	\$35,000
2132 A Mechanical Engineers	2%	\$55,000
4165 A Health Policy Researchers	2%	\$52,000
5124 A Occs in Public Relations & Comm	2%	\$44,000

\*data not displayed where n < 2      \*\*percentages cited are of those for whom occupational data was provided, full-time and part-time

**EDUCATION FINANCING**

29. Education Funding Sources (2 sources per respondent):	50.0101	UVIC
Personal Savings	6 23%*	289 18%*
Employment	13 50%*	767 47%*
Family/Friends	7 27%*	638 39%*
Bank Loans	2 8%*	72 4%*
Student Loans	15 58%*	742 45%*
Scholarships/Bursaries/Grants	4 15%*	223 14%*
Tax Returns	- 0%*	21 1%*
Other	- 0%*	- 0%*
<b>Total Respondents</b>	<b>26</b>	<b>1,640</b>

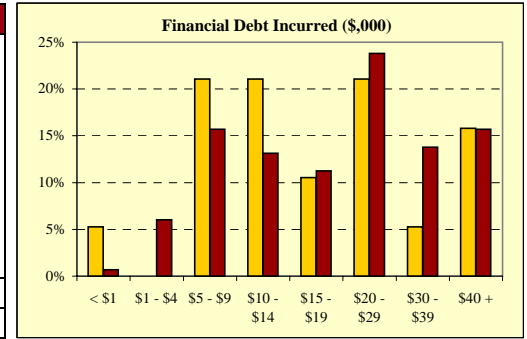


\* Percentage of respondents who identified this source

30. Financial Debt Incurred to Finance Univ. Education:	50.0101	UVIC
Incurred any form of financial debt	19 73%*	899 55%
Incurred government-sponsored student loan debt	18 69%*	787 48%

\* Percentage of respondents who provided data

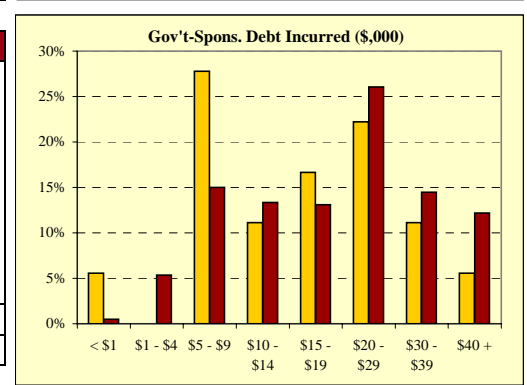
31. Financial Debt Amount:*	50.0101	UVIC
< \$1,000	1 5%	6 1%
\$1,000 to \$4,999	- 0%	54 6%
\$5,000 to \$9,999	4 21%	141 16%
\$10,000 to \$14,999	4 21%	118 13%
\$15,000 to \$19,999	2 11%	101 11%
\$20,000 to \$29,999	4 21%	214 24%
\$30,000 to \$39,999	1 5%	124 14%
\$40,000 or More	3 16%	141 16%
<b>Total</b>	<b>19 100%</b>	<b>899 100%</b>
<b>Median Financial Debt</b>	<b>\$15,000</b>	<b>\$20,000</b>



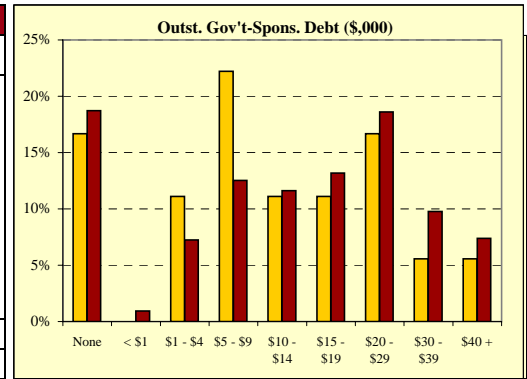
\*includes only cases where financial debt was incurred

32. Government-Sponsored Student Loan Debt Amount:*	50.0101	UVIC
< \$1,000	1 6%	4 1%
\$1,000 to \$4,999	- 0%	42 5%
\$5,000 to \$9,999	5 28%	118 15%
\$10,000 to \$14,999	2 11%	105 13%
\$15,000 to \$19,999	3 17%	103 13%
\$20,000 to \$29,999	4 22%	205 26%
\$30,000 to \$39,999	2 11%	114 14%
\$40,000 or More	1 6%	96 12%
<b>Total</b>	<b>18 100%</b>	<b>787 100%</b>
<b>Median Gov't-Sponsored Student Loan Debt</b>	<b>\$16,500</b>	<b>\$20,000</b>

\*includes only cases where government-sponsored debt was incurred



33. Outstanding Gov't-Sponsored Loan Debt Amount:*	50.0101	UVIC
None - Loan repaid in full	3 17%	142 19%
< \$1,000	- 0%	7 1%
\$1,000 to \$4,999	2 11%	55 7%
\$5,000 to \$9,999	4 22%	95 13%
\$10,000 to \$14,999	2 11%	88 12%
\$15,000 to \$19,999	2 11%	100 13%
\$20,000 to \$29,999	3 17%	141 19%
\$30,000 to \$39,999	1 6%	74 10%
\$40,000 or More	1 6%	56 7%
<b>Total</b>	<b>18 100%</b>	<b>758 100%</b>
<b>Median Gov't-Sponsored Loan Debt Outstanding</b>	<b>\$9,750</b>	<b>\$14,000</b>



\*includes only cases where government-sponsored debt was incurred, and valid "amount remaining" was provided

Detailed Summary of Survey Results

University of Victoria

6 Digit CIP: 50.0101: Visual & Performing Arts

UVIC  
50.0101

SPECIAL SECTION ON INTERNATIONAL EDUCATION

42. In your employment since graduation, how important has it been for you to understand the following international skills/issues?

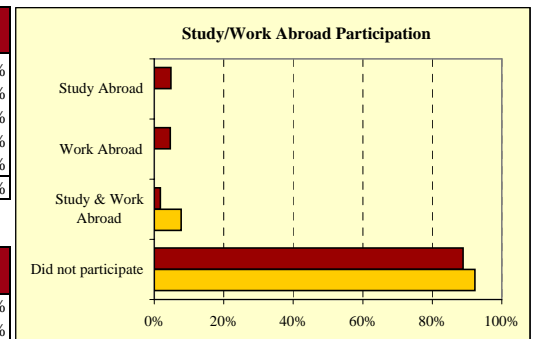
International Skill	50.0101						UVIC					
	Very Important	Important	Not Very Important	Not at all Important	Not Applicable	Total Resp.	Very Important	Important	Not Very Important	Not at all Important	Not Applicable	Total Resp.
Speak a second language	23%	15%	27%	35%	0%	26	15%	19%	31%	33%	2%	1633
International Business Practices	15%	42%	23%	19%	0%	26	11%	23%	33%	33%	0%	1604
Global Issues	12%	58%	19%	12%	0%	26	27%	37%	22%	14%	0%	1609
Interconnections between local and global issues	27%	50%	12%	12%	0%	26	30%	40%	18%	12%	0%	1608
Knowledge and traditions of other countries and cultures	38%	38%	15%	8%	0%	26	40%	32%	17%	12%	0%	1609

43. How helpful was the institution in preparing you with the following international skills?

International Skill	50.0101						UVIC					
	Very Helpful	Helpful	Not Very Helpful	Not at all Helpful	Not Applicable	Total Resp.	Very Helpful	Helpful	Not Very Helpful	Not at all Helpful	Not Applicable	Total Resp.
Speak a second language	8%	4%	31%	8%	50%	26	6%	11%	18%	18%	47%	1636
International Business Practices	0%	4%	44%	52%	0%	25	6%	18%	32%	44%	0%	1604
Global Issues	20%	52%	16%	12%	0%	25	24%	43%	20%	12%	0%	1630
Interconnections between local and global issues	24%	36%	28%	12%	0%	25	22%	46%	21%	10%	0%	1627
Knowledge and traditions of other countries and cultures	24%	44%	24%	8%	0%	25	25%	45%	20%	10%	0%	1624

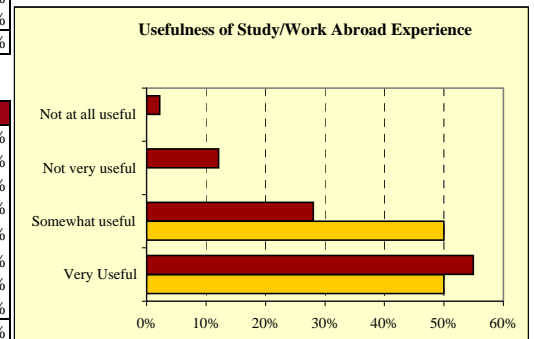
44. Did you study or work abroad during your program?

	50.0101		UVIC		
Yes:					
Study Abroad	-	2	0%	8%	182
Work Abroad	-	-	0%	0%	78
Study and work abroad	-	2	0%	8%	29
No	24	24	92%	92%	1,449
Total	26	26	100%	100%	1,631



45. Usefulness of study or work abroad experiences to current job:\*

	50.0101		UVIC		
Very Useful	1	1	50%	50%	100
Somewhat useful	1	1	50%	50%	51
Not very useful	-	-	0%	0%	22
Not at all useful	-	-	0%	0%	4
Total	2	2	100%	100%	182



46. Reasons why you did not study or work abroad:

	50.0101		UVIC		
Not aware these opportunities exist	2	2	9%	9%	166
Financial reasons	2	2	9%	9%	236
Extended degree completion time	-	-	0%	0%	38
Personal reasons (i.e. employment, family)	3	3	13%	13%	280
No opportunities/Limited opportunities	4	4	17%	17%	185
Not interested/ relevant/ required/ attractive	5	5	22%	22%	357
Conflicts with schooling (course load too heavy)	3	3	13%	13%	114
Other	4	4	17%	17%	50
Total	23	23	100%	100%	1,426