

B.C. University Student Outcomes 2006 Survey of 2004 Baccalaureate Graduates

Detailed Summary of Survey Results

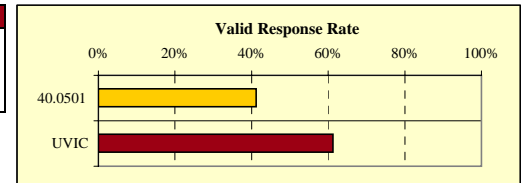
University of Victoria

6 Digit CIP: 40.0501: Chemistry, General

■ UVIC
■ 40.0501

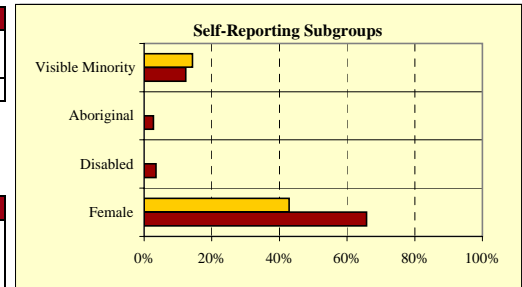
RESPONSE RATE

1. Survey Response Rate:	40.0501	UVIC		
2004 Baccalaureate Graduates Survey Cohort	20	2,947		
Net Frame	17	2,679		
Survey Respondents and Valid Response Rate	7	1,640	41%	61%



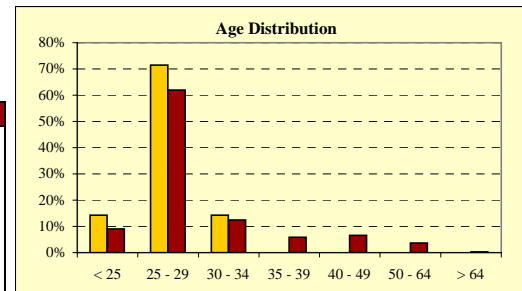
DEMOGRAPHIC INFORMATION

2. Gender:	40.0501	UVIC		
Male	4	561	57%	34%
Female	3	1,079	43%	66%
Total	7	1,640	100%	100%

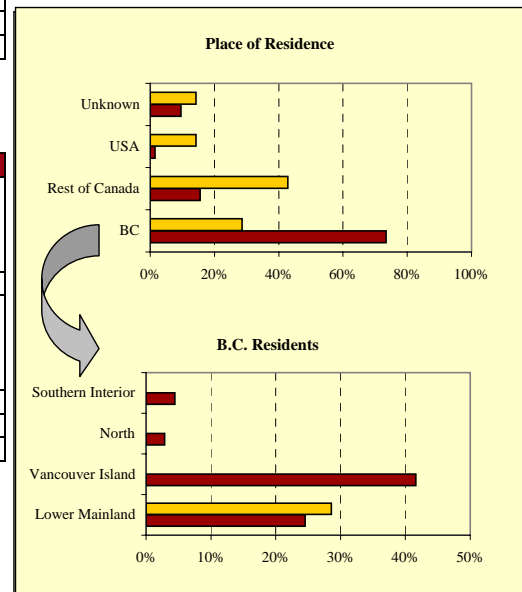


3. Self-Reporting Subgroups:	40.0501	UVIC		
Disabled	-	58	0%	4%
Aboriginal	-	45	0%	3%
Visible Minority	1	201	14%	12%

4. Age (at time of survey):	40.0501	UVIC		
< 25	1	149	14%	9%
25 to 29	5	1,016	71%	62%
30 to 34	1	205	14%	13%
35 to 39	-	97	0%	6%
40 to 49	-	109	0%	7%
50 to 64	-	60	0%	4%
> 64	-	4	0%	0%
Unknown	-	-	0%	0%
Total	7	1,640	100%	100%
Mean Age:	26.9	29.3		



5. Place of Residence (at time of survey):	40.0501	UVIC		
BC - Lower Mainland	2	402	29%	25%
BC - Vancouver Island	-	682	0%	42%
BC - North	-	47	0%	3%
BC - Southern Interior	-	73	0%	4%
BC Subtotal	2	1,204	29%	73%
Canada - Alberta	2	116	29%	7%
Canada - Ontario	1	92	14%	6%
Canada - Other	-	47	0%	3%
U.S.A.	1	24	14%	1%
Non-BC Subtotal	4	279	57%	17%
Unknown	1	157	14%	10%
Total	7	1,640	100%	100%



Detailed Summary of Survey Results
University of Victoria
6 Digit CIP: 40.0501: Chemistry, General

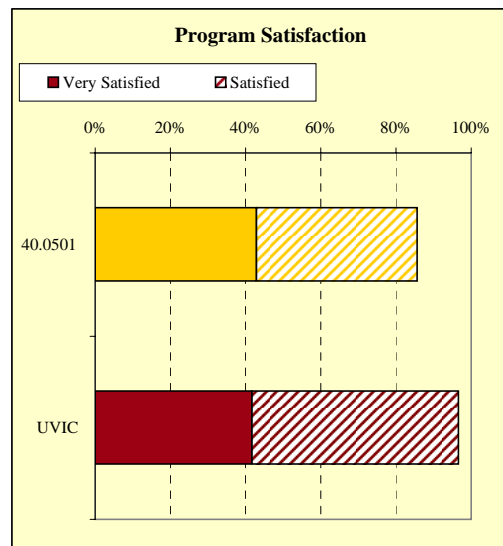
■ UVIC
 ■ 40.0501

EDUCATION EVALUATION AND SKILL DEVELOPMENT

6. Usefulness of Knowledge, Skills, and Abilities Acquired during Program in Work:	40.0501	UVIC
Very Useful	- 0%	639 46%
Somewhat Useful	3 75%	546 40%
Not Very Useful	- 0%	135 10%
Not at All Useful	1 25%	57 4%

7. Usefulness of Knowledge, Skills, and Abilities Acquired during Program in Day-to-day Life:	40.0501	UVIC
Very Useful	2 50%	481 35%
Somewhat Useful	2 50%	707 51%
Not Very Useful	- 0%	156 11%
Not at All Useful	- 0%	34 2%

8. Program Satisfaction:	40.0501	UVIC
Very Satisfied	3 43%	683 42%
Satisfied	3 43%	901 55%
Dissatisfied	1 14%	45 3%
Very Dissatisfied	- 0%	9 1%
Total	7 100%	1638 100%



9. Would you select the same program again?	40.0501	UVIC
Yes	5 71%	1,247 79%
No, because . . . (multiple response question)	2	322
. . . interests have changed	- 0%*	92 17%*
. . . courses were not practical	- 0%*	123 23%*
. . . little or no career opportunities	1 50%*	109 21%*
. . . other	1 50%*	203 39%*

* Percent of total responses, among those who would not take program again



* "Very Good" or "Good"

10. Quality of Instruction:	40.0501	UVIC
Very Good	4 57%	564 35%
Good	3 43%	1,003 62%
Poor	- 0%	60 4%
Very Poor	- 0%	3 0%
Total	7 100%	1,630 100%

11. Comprehensiveness of Core Courses:	40.0501	UVIC
Very Good	4 57%	468 29%
Good	3 43%	982 61%
Poor	- 0%	152 9%
Very Poor	- 0%	11 1%
Total	7 100%	1,613 100%

12. Course Availability:	40.0501	UVIC
Encountered course availability problems	1 14%	497 31%

13. Degree Completion:	40.0501	UVIC
Took longer than expected to complete degree	4 57%	580 35%
Top 4 reasons for prolonged degree completion (multiple response question):		
Personal or family reasons	- 0%*	92 10%*
Financial reasons / work	- 0%*	82 9%*
Change of major/program/specialization	1 20%*	82 9%*
Involvement in co-op program extended completion time	2 40%*	101 11%*
Other reason(s)	2 40%*	565 61%*

* Percent of total responses, among those who took longer than expected to complete degree

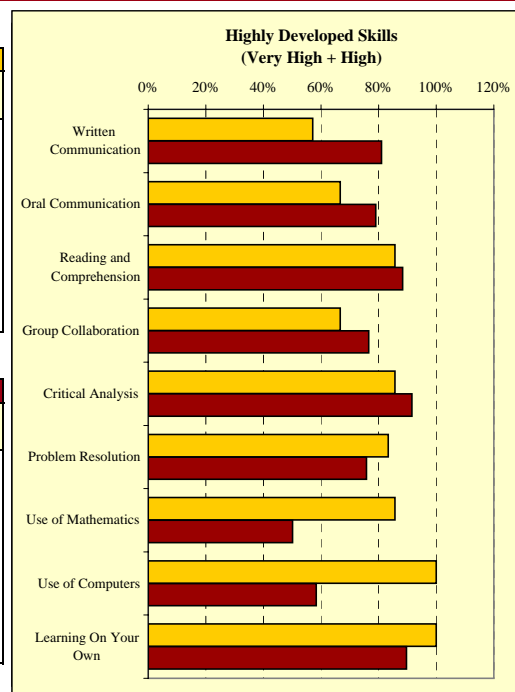
SKILL DEVELOPMENT

14a.

To what degree did program help you develop the following skills?	40.0501				# Resp.
	Very High	High	Low	Very Low	
	Written Communication	29%	29%	43%	
Oral Communication	17%	50%	33%	0%	6
Reading and Comprehension	71%	14%	14%	0%	7
Group Collaboration	50%	17%	33%	0%	6
Critical Analysis	86%	0%	14%	0%	7
Problem Resolution	50%	33%	0%	17%	6
Use of Mathematics Appropriate to Field	57%	29%	14%	0%	7
Use of Computers Appropriate to Field	29%	71%	0%	0%	7
Learning On Your Own	57%	43%	0%	0%	7

14b.

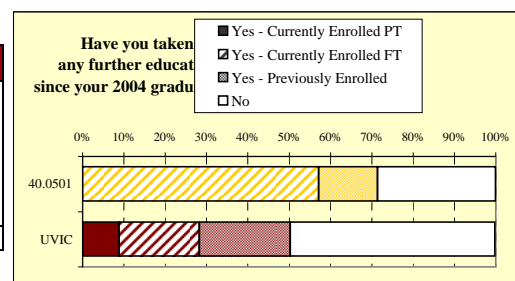
To what degree did program help you develop the following skills?	UVIC				# Resp.
	Very High	High	Low	Very Low	
	Written Communication	27%	54%	17%	
Oral Communication	23%	56%	19%	2%	1,564
Reading and Comprehension	34%	55%	10%	1%	1,583
Group Collaboration	32%	45%	20%	3%	1,556
Critical Analysis	45%	46%	7%	1%	1,626
Problem Resolution	21%	55%	21%	3%	1,540
Use of Mathematics Appropriate to Field	18%	32%	35%	14%	1,116
Use of Computers Appropriate to Field	19%	39%	32%	10%	1,331
Learning On Your Own	39%	51%	9%	1%	1,589



FURTHER EDUCATION

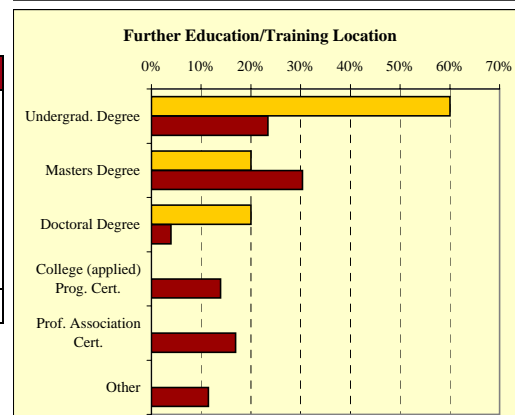
15.

Took further education since 2004 graduation	40.0501	UVIC
Yes:	5	826
Not currently enrolled	1	360
Currently enrolled full-time	4	319
Currently enrolled part-time	-	145
No	2	814
Total	7	1,640



16.

Type of Formal Post-Secondary Education	40.0501	UVIC
Undergraduate Degree	3	192
Masters Degree	1	249
Doctoral Degree	1	32
College (applied) Program Certification	-	114
Professional Association Certification	-	139
Other	-	94
Total Respondents	5	820

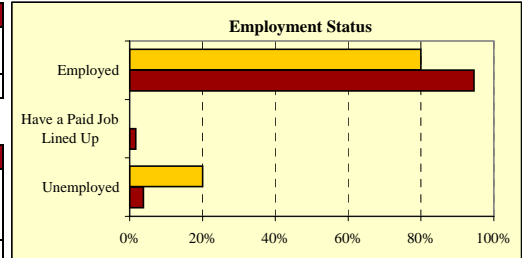


Detailed Summary of Survey Results
University of Victoria
6 Digit CIP: 40.0501: Chemistry, General

■ UVIC
 ■ 40.0501

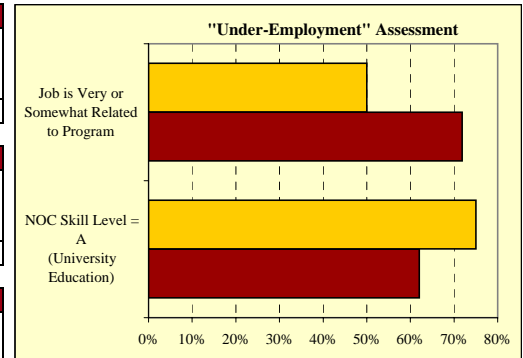
EMPLOYMENT

17. Labour Force Status:	40.0501	UVIC
In Labour Force (working or seeking work)	5 71%	1,458 89%
Not in Labour Force	2 29%	182 11%
Grand Total	7 100%	1,640 100%



18. Employment Status of those IN Labour Force:	40.0501	UVIC
Employed	4 80%	1,379 95%
Have a Paid Job Lined Up	- 0%	24 2%
Unemployed	1 20%	55 4%
Total Labour Force	5 100%	1,458 100%

19. Status of Graduates NOT in Labour Force:	40.0501	UVIC
Attending School FT	2 100%	136 75%
Attending School PT	- 0%	7 4%
Other	- 0%	39 21%
Total NOT in Labour Force	2 100%	182 100%

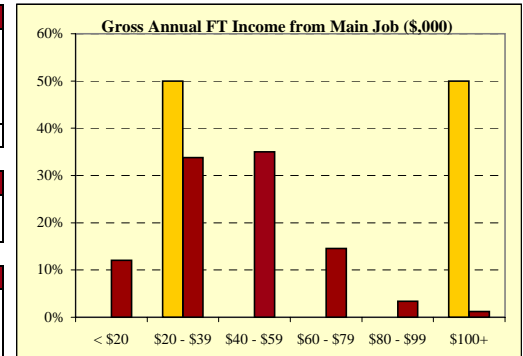


20. Employment Type:	40.0501	UVIC
Paid worker	3 75%	1,261 91%
Self-employed	1 25%	65 5%
Both a paid worker and self-employed	- 0%	53 4%
Total Employed	4 100%	1,379 100%

21. Job Characteristics:	40.0501	UVIC
I hold more than one job	- 0%*	285 21%
My main job is full-time (>= 30 hours per week)	3 75%**	1,095 82%*

* of total employed ** of those who provided data on hours/week worked

22. How related is your main job to your program?	40.0501	UVIC
Very Related	1 25%	633 46%
Somewhat Related	1 25%	358 26%
Not Very Related	- 0%	177 13%
Not At All Related	2 50%	211 15%
Total	4 100%	1,379 100%



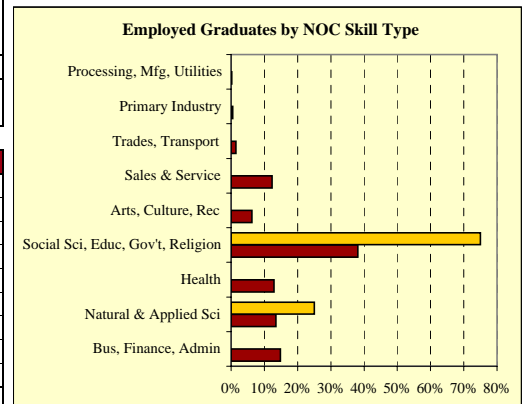
23. "Under-employment" Assessment:	40.0501	UVIC
Job is very or somewhat related to program	2 50%	991 72%
NOC Skill Level = A (University Education)	3 75%	851 62%

* of total valid responses

24. Gross Annual Income from Main Job:*	40.0501	UVIC
Less than \$20,000	- 0%	149 12%
\$20,000 to \$39,999	1 50%	418 34%
\$40,000 to \$59,999	- 0%	433 35%
\$60,000 to \$79,999	- 0%	180 15%
\$80,000 to \$99,999	- 0%	42 3%
\$100,000 and Above	1 50%	15 1%
Total	2 100%	1,237 100%
Median Annual Income (full-time)	\$81,500	\$45,000
Average Annual Income (full-time)	\$81,500	\$46,707

* where data provided

25. NOC Skill Type of Main Job:	40.0501	UVIC
Business, Finance and Administration	- 0%	203 15%
Natural and Applied Sciences and Related	1 25%	184 13%
Health	- 0%	177 13%
Social Sciences, Educ., Gov't Services, Religion	3 75%	522 38%
Arts, Culture, Recreation and Sport	- 0%	86 6%
Sales and Service	- 0%	168 12%
Trades, Transport and Equip. Operators and Related	- 0%	20 1%
Unique to the Primary Industry	- 0%	6 0%
Unique to Processing, Manufacturing and Utilities	- 0%	2 0%
Total	4 100%	1,368 100%

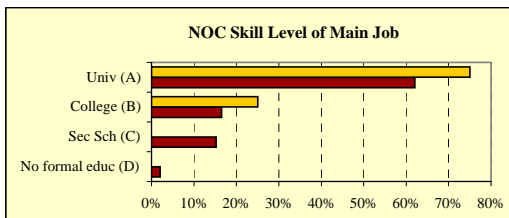


Detailed Summary of Survey Results
University of Victoria
6 Digit CIP: 40.0501: Chemistry, General

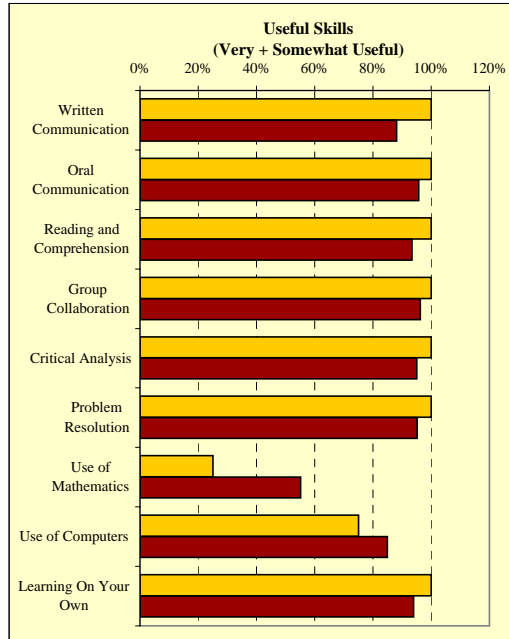
■ UVIC
■ 40.0501

EMPLOYMENT, continued

26. NOC Skill Level of Main Job:	40.0501	UVIC
A. University education	3 75%	851 62%
B. College education/trade apprenticeship	1 25%	226 16%
C. Secondary school + job-specific training	- 0%	209 15%
D. No formal education	- 0%	28 2%
No skill level assigned (management)	- 0%	57 4%
Total	4 100%	1,371 100%



27a. How useful are the following skills and abilities in doing your main job?	40.0501					#
	Very Useful	Somewhat Useful	Not Very Useful	Not at all Useful	Resp.	
Written Communication	25%	75%	0%	0%	4	
Oral Communication	75%	25%	0%	0%	4	
Reading and Comprehension	75%	25%	0%	0%	4	
Group Collaboration	75%	25%	0%	0%	4	
Critical Analysis	75%	25%	0%	0%	4	
Problem Resolution	75%	25%	0%	0%	4	
Use of Mathematics Appropriate to Field	0%	25%	50%	25%	4	
Use of Computers Appropriate to Field	50%	25%	0%	25%	4	
Learning On Your Own	75%	25%	0%	0%	4	



27b. How useful are the following skills and abilities in doing your main job?	UVIC					#
	Very Useful	Somewhat Useful	Not Very Useful	Not at all Useful	Resp.	
Written Communication	67%	21%	7%	5%	1,379	
Oral Communication	78%	17%	3%	1%	1,378	
Reading and Comprehension	70%	24%	4%	2%	1,379	
Group Collaboration	80%	17%	3%	1%	1,379	
Critical Analysis	76%	19%	3%	2%	1,378	
Problem Resolution	77%	19%	4%	1%	1,377	
Use of Mathematics Appropriate to Field	21%	34%	24%	20%	1,377	
Use of Computers Appropriate to Field	56%	29%	9%	6%	1,378	
Learning On Your Own	68%	26%	4%	2%	1,379	

28a. Top 10 Full-time Occupations of 40.0501 Graduates:	40.0501	
NOC Skill Level Description	% Employed FT in this Occ.**	Median FT Salary
*		
*		
*		
*		
*		
*		
*		
*		
*		
*		

*data not displayed where n < 2

**percentages cited are of those for whom occupational data was provided, full-time and part-time

28b. Top 10 Full-time Occupations of Graduates from University of Victoria:	UVIC	
NOC Skill Level Description	% Employed FT in this Occ.**	Median FT Salary
3152 A Registered Nurses	8%	\$58,000
4141 A Secondary School Teachers	5%	\$43,000
4142 A Elem & Kindergarten Teacher	4%	\$41,500
4112 A Lawyers & Quebec Notaries	3%	\$66,750
4152 A Social Workers	3%	\$49,000
2174 A Computer Programmers/Interactive Media Developers	2%	\$53,500
4212 B Community & Social Srvc Workers	2%	\$35,000
2132 A Mechanical Engineers	2%	\$55,000
4165 A Health Policy Researchers	2%	\$52,000
5124 A Occs in Public Relations & Comm	2%	\$44,000

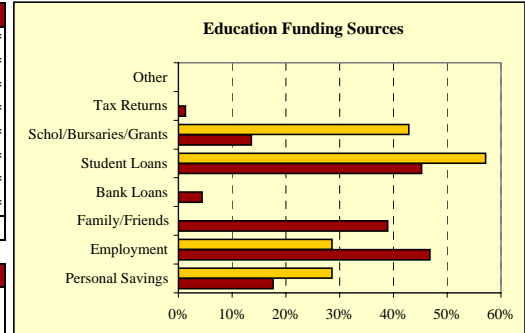
*data not displayed where n < 2

**percentages cited are of those for whom occupational data was provided, full-time and part-time

EDUCATION FINANCING

29. Education Funding Sources (2 sources per respondent):	40.0501		UVIC	
Personal Savings	2	29%*	289	18%*
Employment	2	29%*	767	47%*
Family/Friends	-	0%*	638	39%*
Bank Loans	-	0%*	72	4%*
Student Loans	4	57%*	742	45%*
Scholarships/Bursaries/Grants	3	43%*	223	14%*
Tax Returns	-	0%*	21	1%*
Other	-	0%*	-	0%*
Total Respondents	7		1,640	

* Percentage of respondents who identified this source

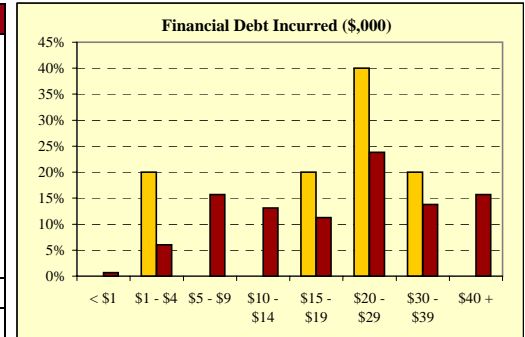


30. Financial Debt Incurred to Finance Univ. Education:	40.0501		UVIC	
Incurred any form of financial debt	5	71%*	899	55%
Incurred government-sponsored student loan debt	5	71%*	787	48%

* Percentage of respondents who provided data

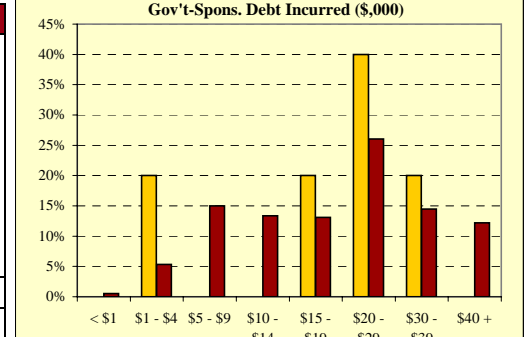
31. Financial Debt Amount:*	40.0501		UVIC	
< \$1,000	-	0%	6	1%
\$1,000 to \$4,999	1	20%	54	6%
\$5,000 to \$9,999	-	0%	141	16%
\$10,000 to \$14,999	-	0%	118	13%
\$15,000 to \$19,999	1	20%	101	11%
\$20,000 to \$29,999	2	40%	214	24%
\$30,000 to \$39,999	1	20%	124	14%
\$40,000 or More	-	0%	141	16%
Total	5	100%	899	100%
Median Financial Debt	\$20,000		\$20,000	

*includes only cases where financial debt was incurred



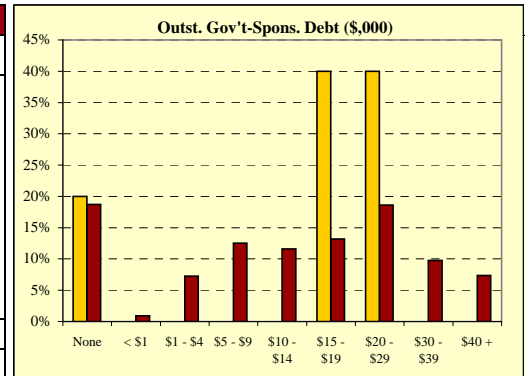
32. Government-Sponsored Student Loan Debt Amount:*	40.0501		UVIC	
< \$1,000	-	0%	4	1%
\$1,000 to \$4,999	1	20%	42	5%
\$5,000 to \$9,999	-	0%	118	15%
\$10,000 to \$14,999	-	0%	105	13%
\$15,000 to \$19,999	1	20%	103	13%
\$20,000 to \$29,999	2	40%	205	26%
\$30,000 to \$39,999	1	20%	114	14%
\$40,000 or More	-	0%	96	12%
Total	5	100%	787	100%
Median Gov't-Sponsored Student Loan Debt	\$20,000		\$20,000	

*includes only cases where government-sponsored debt was incurred



33. Outstanding Gov't-Sponsored Loan Debt Amount:*	40.0501		UVIC	
None - Loan repaid in full	1	20%	142	19%
< \$1,000	-	0%	7	1%
\$1,000 to \$4,999	-	0%	55	7%
\$5,000 to \$9,999	-	0%	95	13%
\$10,000 to \$14,999	-	0%	88	12%
\$15,000 to \$19,999	2	40%	100	13%
\$20,000 to \$29,999	2	40%	141	19%
\$30,000 to \$39,999	-	0%	74	10%
\$40,000 or More	-	0%	56	7%
Total	5	100%	758	100%
Median Gov't-Sponsored Loan Debt Outstanding	\$15,000		\$14,000	

*includes only cases where government-sponsored debt was incurred, and valid "amount remaining" was provided



Detailed Summary of Survey Results
University of Victoria
6 Digit CIP: 40.0501: Chemistry, General

■ UVIC
■ 40.0501

SPECIAL SECTION ON INTERNATIONAL EDUCATION

42. In your employment since graduation, how important has it been for you to understand the following international skills/issues?

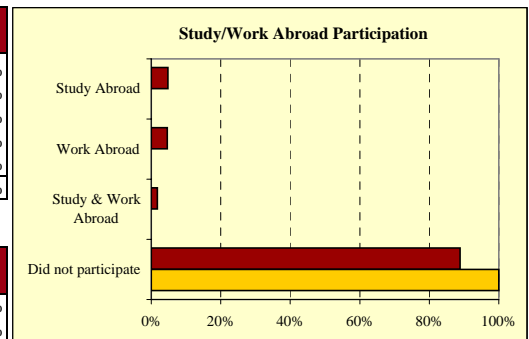
International Skill	40.0501					Total Resp.	UVIC					Total Resp.
	Very Important	Important	Not Very Important	Not at all Important	Not Applicable		Very Important	Important	Not Very Important	Not at all Important	Not Applicable	
Speak a second language	0%	14%	14%	57%	14%	7	15%	19%	31%	33%	2%	1633
International Business Practices	0%	33%	17%	50%	0%	6	11%	23%	33%	33%	0%	1604
Global Issues	0%	50%	17%	33%	0%	6	27%	37%	22%	14%	0%	1609
Interconnections between local and global issues	0%	50%	17%	33%	0%	6	30%	40%	18%	12%	0%	1608
Knowledge and traditions of other countries and cultures	0%	17%	50%	33%	0%	6	40%	32%	17%	12%	0%	1609

43. How helpful was the institution in preparing you with the following international skills?

International Skill	40.0501					Total Resp.	UVIC					Total Resp.
	Very Helpful	Helpful	Not Very Helpful	Not at all Helpful	Not Applicable		Very Helpful	Helpful	Not Very Helpful	Not at all Helpful	Not Applicable	
Speak a second language	0%	14%	14%	14%	57%	7	6%	11%	18%	18%	47%	1636
International Business Practices	14%	0%	29%	57%	0%	7	6%	18%	32%	44%	0%	1604
Global Issues	14%	43%	14%	29%	0%	7	24%	43%	20%	12%	0%	1630
Interconnections between local and global issues	0%	29%	29%	43%	0%	7	22%	46%	21%	10%	0%	1627
Knowledge and traditions of other countries and cultures	0%	43%	29%	29%	0%	7	25%	45%	20%	10%	0%	1624

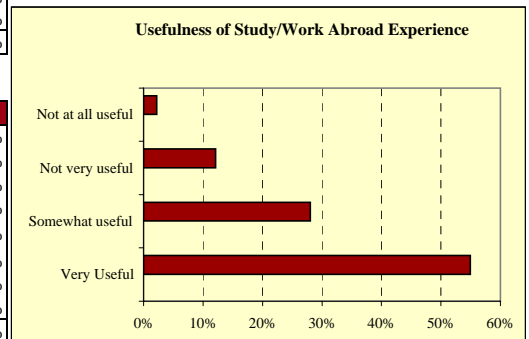
44. Did you study or work abroad during your program?

	40.0501	UVIC	Total	%
Yes:				
Study Abroad	-	0%	182	11%
Work Abroad	-	0%	78	5%
Study and work abroad	-	0%	75	5%
Study and work abroad	-	0%	29	2%
No	7	100%	1,449	89%
Total	7	100%	1,631	100%



45. Usefulness of study or work abroad experiences to current job:*

	40.0501	UVIC	Total	%
Very Useful	N/A	100	55%	
Somewhat useful	N/A	51	28%	
Not very useful	N/A	22	12%	
Not at all useful	N/A	4	2%	
Total	-	182	100%	



*excludes cases where student has not had job since graduation

46. Reasons why you did not study or work abroad:

	40.0501	UVIC	Total	%
Not aware these opportunities exist	1	14%	166	12%
Financial reasons	-	0%	236	17%
Extended degree completion time	-	0%	38	3%
Personal reasons (i.e. employment, family)	1	14%	280	20%
No opportunities/Limited opportunities	-	0%	185	13%
Not interested/ relevant/ required/ attractive	4	57%	357	25%
Conflicts with schooling (course load too heavy)	1	14%	114	8%
Other	-	0%	50	4%
Total	7	100%	1,426	100%