

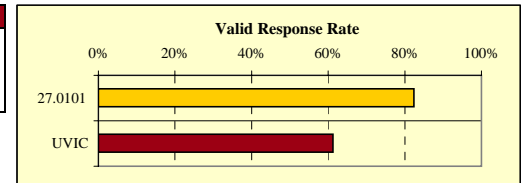
# B.C. University Student Outcomes 2006 Survey of 2004 Baccalaureate Graduates

Detailed Summary of Survey Results  
University of Victoria  
6 Digit CIP: 27.0101: Mathematics

■ UVIC  
■ 27.0101

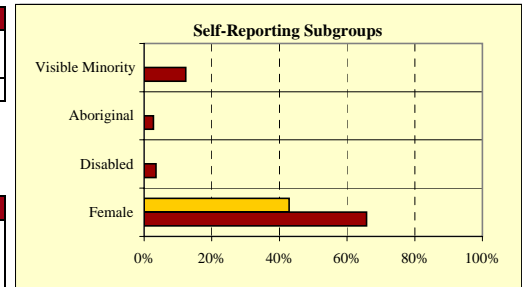
## RESPONSE RATE

1. Survey Response Rate:	27.0101	UVIC
2004 Baccalaureate Graduates Survey Cohort	18	2,947
Net Frame	17	2,679
Survey Respondents and Valid Response Rate	14	1,640
	82%	61%



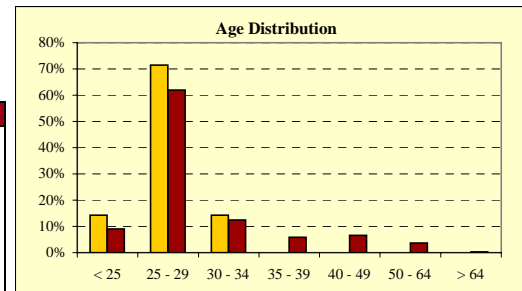
## DEMOGRAPHIC INFORMATION

2. Gender:	27.0101	UVIC
Male	8	561
Female	6	1,079
Total	14	1,640
	100%	100%

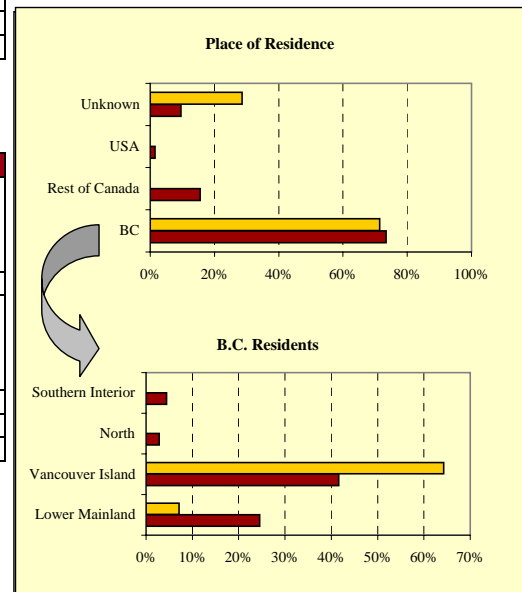


3. Self-Reporting Subgroups:	27.0101	UVIC
Disabled	-	58
Aboriginal	-	45
Visible Minority	-	201
	0%	4%
	0%	3%
	0%	12%

4. Age (at time of survey):	27.0101	UVIC
< 25	2	149
25 to 29	10	1,016
30 to 34	2	205
35 to 39	-	97
40 to 49	-	109
50 to 64	-	60
> 64	-	4
Unknown	-	-
Total	14	1,640
Mean Age:	27.2	29.3



5. Place of Residence (at time of survey):	27.0101	UVIC
BC - Lower Mainland	1	402
BC - Vancouver Island	9	682
BC - North	-	47
BC - Southern Interior	-	73
BC Subtotal	10	1,204
Canada - Alberta	-	116
Canada - Ontario	-	92
Canada - Other	-	47
U.S.A.	-	24
Non-BC Subtotal	-	279
Unknown	4	157
Total	14	1,640

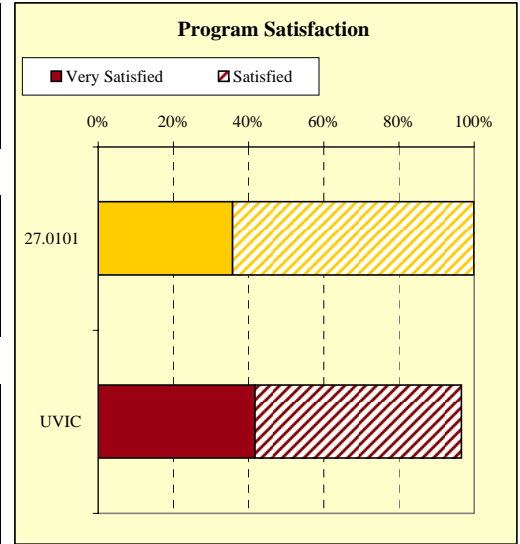


**EDUCATION EVALUATION AND SKILL DEVELOPMENT**

6. Usefulness of Knowledge, Skills, and Abilities Acquired during Program in Work:	27.0101		UVIC	
Very Useful	7	58%	639	46%
Somewhat Useful	3	25%	546	40%
Not Very Useful	1	8%	135	10%
Not at All Useful	1	8%	57	4%

7. Usefulness of Knowledge, Skills, and Abilities Acquired during Program in Day-to-day Life:	27.0101		UVIC	
Very Useful	2	17%	481	35%
Somewhat Useful	5	42%	707	51%
Not Very Useful	4	33%	156	11%
Not at All Useful	1	8%	34	2%

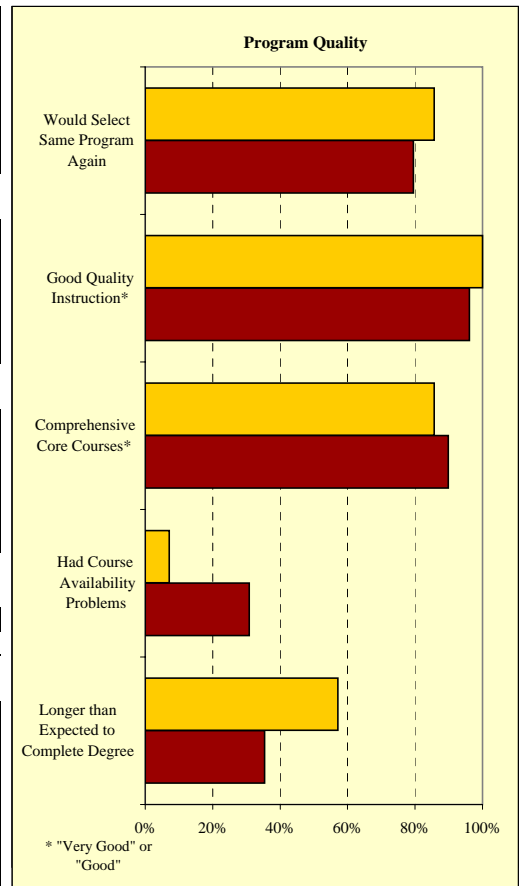
8. Program Satisfaction:	27.0101		UVIC	
Very Satisfied	5	36%	683	42%
Satisfied	9	64%	901	55%
Dissatisfied	-	0%	45	3%
Very Dissatisfied	-	0%	9	1%
Total	14	100%	1638	100%



9. Would you select the same program again?	27.0101		UVIC	
Yes	12	86%	1,247	79%
No, because . . . (multiple response question)	2		322	
. . . interests have changed	-	0%*	92	17%*
. . . courses were not practical	-	0%*	123	23%*
. . . little or no career opportunities	2	100%*	109	21%*
. . . other	-	0%*	203	39%*

\* Percent of total responses, among those who would not take program again

10. Quality of Instruction:	27.0101		UVIC	
Very Good	5	36%	564	35%
Good	9	64%	1,003	62%
Poor	-	0%	60	4%
Very Poor	-	0%	3	0%
Total	14	100%	1,630	100%



11. Comprehensiveness of Core Courses:	27.0101		UVIC	
Very Good	1	7%	468	29%
Good	11	79%	982	61%
Poor	2	14%	152	9%
Very Poor	-	0%	11	1%
Total	14	100%	1,613	100%

12. Course Availability:	27.0101		UVIC	
Encountered course availability problems	1	7%	497	31%

13. Degree Completion:	27.0101		UVIC	
Took longer than expected to complete degree	8	57%	580	35%
<b>Top 4 reasons for prolonged degree completion (multiple response question):</b>				
Personal or family reasons	1	8%*	92	10%*
Financial reasons / work	2	17%*	82	9%*
Change of major/program/specialization	2	17%*	82	9%*
Involvement in co-op program extended completion time	-	0%*	101	11%*
Other reason(s)	7	58%*	565	61%*

\* Percent of total responses, among those who took longer than expected to complete degree

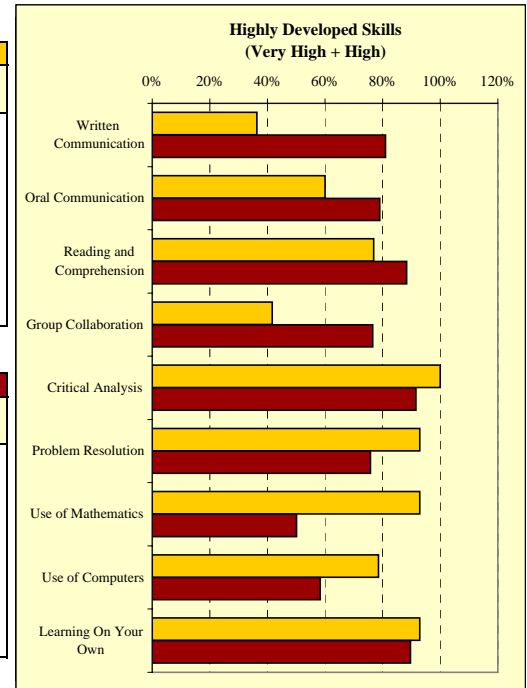
**SKILL DEVELOPMENT**

14a.

To what degree did program help you develop the following skills?	27.0101				# Resp.
	Very High	High	Low	Very Low	
	Written Communication	0%	36%	45%	
Oral Communication	10%	50%	30%	10%	10
Reading and Comprehension	8%	69%	8%	15%	13
Group Collaboration	0%	42%	50%	8%	8
Critical Analysis	71%	29%	0%	0%	14
Problem Resolution	50%	43%	7%	0%	14
Use of Mathematics Appropriate to Field	79%	14%	7%	0%	14
Use of Computers Appropriate to Field	7%	71%	14%	7%	14
Learning On Your Own	43%	50%	7%	0%	14

14b.

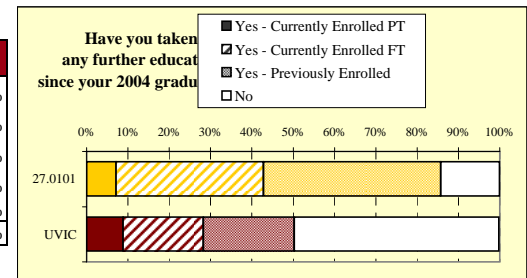
To what degree did program help you develop the following skills?	UVIC				# Resp.
	Very High	High	Low	Very Low	
	Written Communication	27%	54%	17%	
Oral Communication	23%	56%	19%	2%	1,564
Reading and Comprehension	34%	55%	10%	1%	1,583
Group Collaboration	32%	45%	20%	3%	1,556
Critical Analysis	45%	46%	7%	1%	1,626
Problem Resolution	21%	55%	21%	3%	1,540
Use of Mathematics Appropriate to Field	18%	32%	35%	14%	1,116
Use of Computers Appropriate to Field	19%	39%	32%	10%	1,331
Learning On Your Own	39%	51%	9%	1%	1,589



**FURTHER EDUCATION**

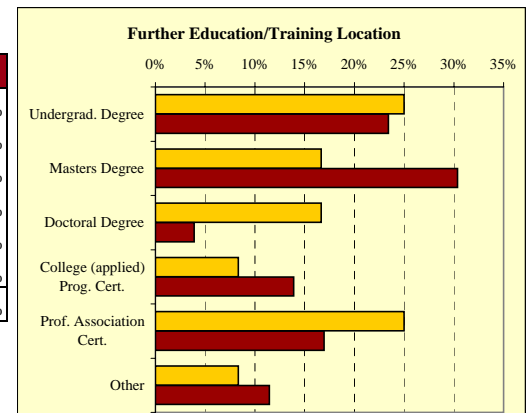
15.

Took further education since 2004 graduation	27.0101	UVIC
Yes:	12	86%
Not currently enrolled	6	43%
Currently enrolled full-time	5	36%
Currently enrolled part-time	1	7%
No	2	14%
Total	14	100%



16.

Type of Formal Post-Secondary Education	27.0101	UVIC
Undergraduate Degree	3	25%
Masters Degree	2	17%
Doctoral Degree	2	17%
College (applied) Program Certification	1	8%
Professional Association Certification	3	25%
Other	1	8%
Total Respondents	12	100%

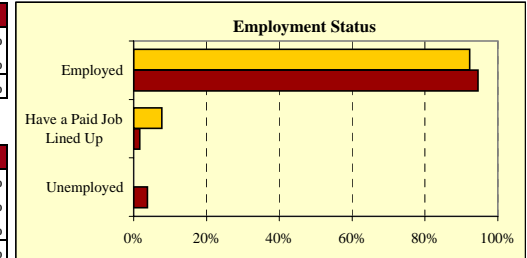


**Detailed Summary of Survey Results**  
**University of Victoria**  
**6 Digit CIP: 27.0101: Mathematics**

■ UVIC  
■ 27.0101

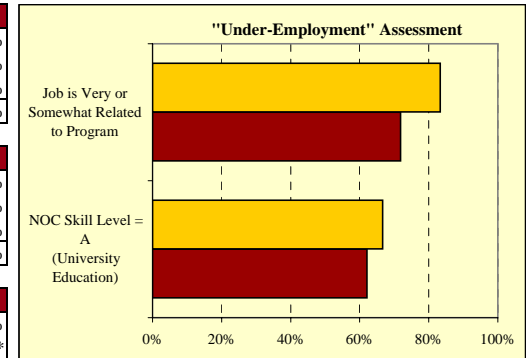
**EMPLOYMENT**

17. <b>Labour Force Status:</b>	27.0101	UVIC
In Labour Force (working or seeking work)	13 93%	1,458 89%
Not in Labour Force	1 7%	182 11%
Grand Total	14 100%	1,640 100%



18. <b>Employment Status of those IN Labour Force:</b>	27.0101	UVIC
Employed	12 92%	1,379 95%
Have a Paid Job Lined Up	1 8%	24 2%
Unemployed	- 0%	55 4%
Total Labour Force	13 100%	1,458 100%

19. <b>Status of Graduates NOT in Labour Force:</b>	27.0101	UVIC
Attending School FT	1 100%	136 75%
Attending School PT	- 0%	7 4%
Other	- 0%	39 21%
Total NOT in Labour Force	1 100%	182 100%

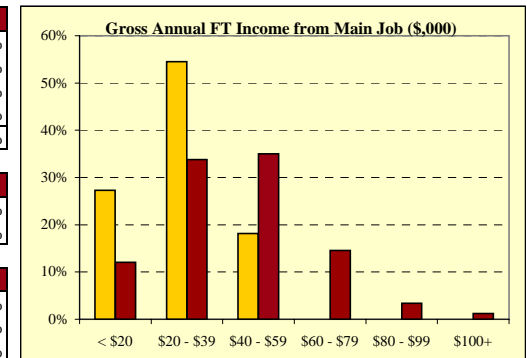


20. <b>Employment Type:</b>	27.0101	UVIC
Paid worker	11 92%	1,261 91%
Self-employed	1 8%	65 5%
Both a paid worker and self-employed	- 0%	53 4%
Total Employed	12 100%	1,379 100%

21. <b>Job Characteristics:</b>	27.0101	UVIC
I hold more than one job	3 25%*	285 21%
My main job is full-time (>= 30 hours per week)	5 42%**	1,095 82%*

\* of total employed      \*\* of those who provided data on hours/week worked

22. <b>How related is your main job to your program?</b>	27.0101	UVIC
Very Related	5 42%	633 46%
Somewhat Related	5 42%	358 26%
Not Very Related	- 0%	177 13%
Not At All Related	2 17%	211 15%
Total	12 100%	1,379 100%



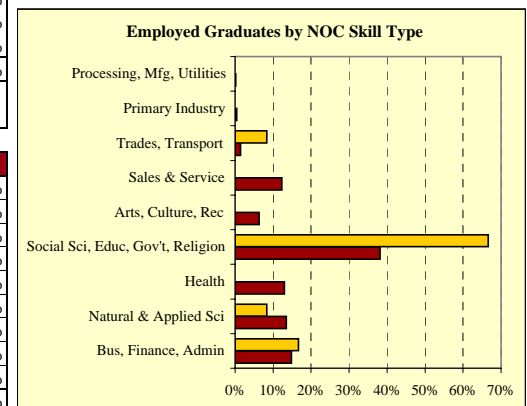
23. <b>"Under-employment" Assessment:</b>	27.0101	UVIC
Job is very or somewhat related to program	10 83%	991 72%
NOC Skill Level = A (University Education)	8 67%	851 62%

\* of total valid responses

24. <b>Gross Annual Income from Main Job:*</b>	27.0101	UVIC
Less than \$20,000	3 27%	149 12%
\$20,000 to \$39,999	6 55%	418 34%
\$40,000 to \$59,999	2 18%	433 35%
\$60,000 to \$79,999	- 0%	180 15%
\$80,000 to \$99,999	- 0%	42 3%
\$100,000 and Above	- 0%	15 1%
Total	11 100%	1,237 100%
Median Annual Income (full-time)	\$39,000	\$45,000
Average Annual Income (full-time)	\$36,480	\$46,707

\* where data provided

25. <b>NOC Skill Type of Main Job:</b>	27.0101	UVIC
Business, Finance and Administration	2 17%	203 15%
Natural and Applied Sciences and Related	1 8%	184 13%
Health	- 0%	177 13%
Social Sciences, Educ., Gov't Services, Religion	8 67%	522 38%
Arts, Culture, Recreation and Sport	- 0%	86 6%
Sales and Service	- 0%	168 12%
Trades, Transport and Equip. Operators and Related	1 8%	20 1%
Unique to the Primary Industry	- 0%	6 0%
Unique to Processing, Manufacturing and Utilities	- 0%	2 0%
Total	12 100%	1,368 100%

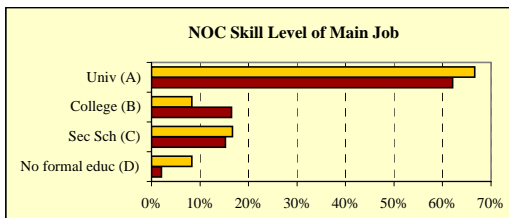


**Detailed Summary of Survey Results**  
**University of Victoria**  
**6 Digit CIP: 27.0101: Mathematics**

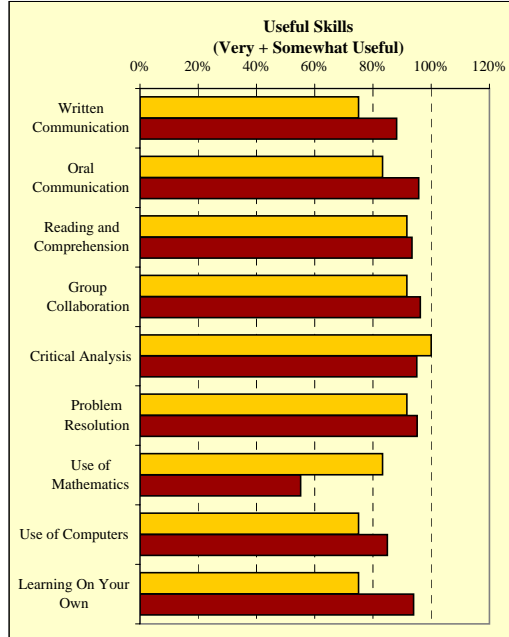
■ UVIC  
 ■ 27.0101

**EMPLOYMENT, continued**

26. NOC Skill Level of Main Job:	27.0101		UVIC	
A. University education	8	67%	851	62%
B. College education/trade apprenticeship	1	8%	226	16%
C. Secondary school + job-specific training	2	17%	209	15%
D. No formal education	1	8%	28	2%
No skill level assigned (management)	-	0%	57	4%
Total	12	100%	1,371	100%



27a. How useful are the following skills and abilities in doing your main job?	27.0101					# Resp.
	Very Useful	Somewhat Useful	Not Very Useful	Not at all Useful		
Written Communication	50%	25%	17%	8%	12	
Oral Communication	75%	8%	17%	0%	12	
Reading and Comprehension	67%	25%	8%	0%	12	
Group Collaboration	75%	17%	8%	0%	12	
Critical Analysis	83%	17%	0%	0%	12	
Problem Resolution	75%	17%	8%	0%	12	
Use of Mathematics Appropriate to Field	58%	25%	17%	0%	12	
Use of Computers Appropriate to Field	42%	33%	17%	8%	12	
Learning On Your Own	42%	33%	25%	0%	12	



27b. How useful are the following skills and abilities in doing your main job?	UVIC					# Resp.
	Very Useful	Somewhat Useful	Not Very Useful	Not at all Useful		
Written Communication	67%	21%	7%	5%	1,379	
Oral Communication	78%	17%	3%	1%	1,378	
Reading and Comprehension	70%	24%	4%	2%	1,379	
Group Collaboration	80%	17%	3%	1%	1,379	
Critical Analysis	76%	19%	3%	2%	1,378	
Problem Resolution	77%	19%	4%	1%	1,377	
Use of Mathematics Appropriate to Field	21%	34%	24%	20%	1,377	
Use of Computers Appropriate to Field	56%	29%	9%	6%	1,378	
Learning On Your Own	68%	26%	4%	2%	1,379	

28a. Top 10 Full-time Occupations of 27.0101 Graduates:	27.0101	
NOC Skill Level Description	% Employed FT in this Occ.**	Median FT Salary
4141 A Secondary School Teachers	17%	\$41,100
* * * * *		

\*data not displayed where n < 2

\*\*percentages cited are of those for whom occupational data was provided, full-time and part-time

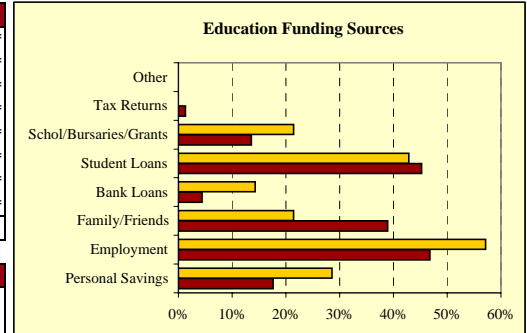
28b. Top 10 Full-time Occupations of Graduates from University of Victoria:	UVIC	
NOC Skill Level Description	% Employed FT in this Occ.**	Median FT Salary
3152 A Registered Nurses	8%	\$58,000
4141 A Secondary School Teachers	5%	\$43,000
4142 A Elem & Kindergarten Teacher	4%	\$41,500
4112 A Lawyers & Quebec Notaries	3%	\$66,750
4152 A Social Workers	3%	\$49,000
2174 A Computer Programmers/Interactive Media Developers	2%	\$53,500
4212 B Community & Social Srvc Workers	2%	\$35,000
2132 A Mechanical Engineers	2%	\$55,000
4165 A Health Policy Researchers	2%	\$52,000
5124 A Occs in Public Relations & Comm	2%	\$44,000

\*data not displayed where n < 2

\*\*percentages cited are of those for whom occupational data was provided, full-time and part-time

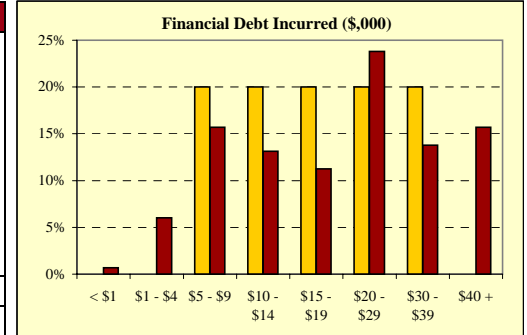
**EDUCATION FINANCING**

29. Education Funding Sources (2 sources per respondent):	27.0101	UVIC
Personal Savings	4 29%*	289 18%*
Employment	8 57%*	767 47%*
Family/Friends	3 21%*	638 39%*
Bank Loans	2 14%*	72 4%*
Student Loans	6 43%*	742 45%*
Scholarships/Bursaries/Grants	3 21%*	223 14%*
Tax Returns	- 0%*	21 1%*
Other	- 0%*	- 0%*
<b>Total Respondents</b>	<b>14</b>	<b>1,640</b>

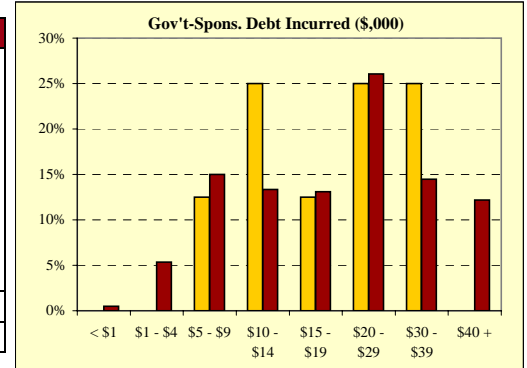


30. Financial Debt Incurred to Finance Univ. Education:	27.0101	UVIC
Incurred any form of financial debt	10 71%*	899 55%
Incurred government-sponsored student loan debt	8 57%*	787 48%

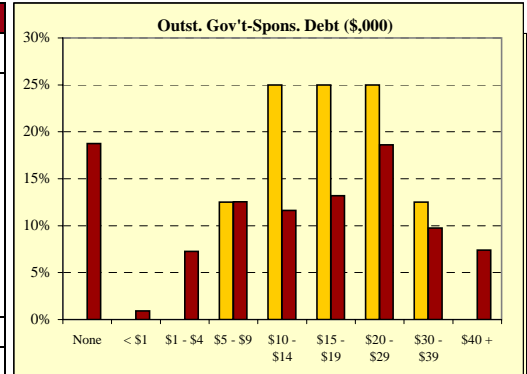
31. Financial Debt Amount:*	27.0101	UVIC
< \$1,000	- 0%	6 1%
\$1,000 to \$4,999	- 0%	54 6%
\$5,000 to \$9,999	2 20%	141 16%
\$10,000 to \$14,999	2 20%	118 13%
\$15,000 to \$19,999	2 20%	101 11%
\$20,000 to \$29,999	2 20%	214 24%
\$30,000 to \$39,999	2 20%	124 14%
\$40,000 or More	- 0%	141 16%
<b>Total</b>	<b>10 100%</b>	<b>899 100%</b>
<b>Median Financial Debt</b>	<b>\$17,000</b>	<b>\$20,000</b>



32. Government-Sponsored Student Loan Debt Amount:*	27.0101	UVIC
< \$1,000	- 0%	4 1%
\$1,000 to \$4,999	- 0%	42 5%
\$5,000 to \$9,999	1 13%	118 15%
\$10,000 to \$14,999	2 25%	105 13%
\$15,000 to \$19,999	1 13%	103 13%
\$20,000 to \$29,999	2 25%	205 26%
\$30,000 to \$39,999	2 25%	114 14%
\$40,000 or More	- 0%	96 12%
<b>Total</b>	<b>8 100%</b>	<b>787 100%</b>
<b>Median Gov't-Sponsored Student Loan Debt</b>	<b>\$19,500</b>	<b>\$20,000</b>



33. Outstanding Gov't-Sponsored Loan Debt Amount:*	27.0101	UVIC
None - Loan repaid in full	- 0%	142 19%
< \$1,000	- 0%	7 1%
\$1,000 to \$4,999	- 0%	55 7%
\$5,000 to \$9,999	1 13%	95 13%
\$10,000 to \$14,999	2 25%	88 12%
\$15,000 to \$19,999	2 25%	100 13%
\$20,000 to \$29,999	2 25%	141 19%
\$30,000 to \$39,999	1 13%	74 10%
\$40,000 or More	- 0%	56 7%
<b>Total</b>	<b>8 100%</b>	<b>758 100%</b>
<b>Median Gov't-Sponsored Loan Debt Outstanding</b>	<b>\$17,000</b>	<b>\$14,000</b>



\*includes only cases where government-sponsored debt was incurred, and valid "amount remaining" was provided

**SPECIAL SECTION ON INTERNATIONAL EDUCATION**

**42. In your employment since graduation, how important has it been for you to understand the following international skills/issues?**

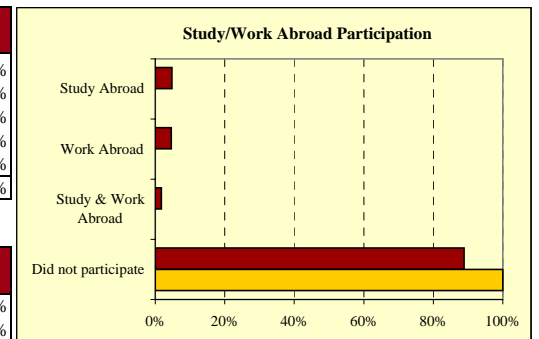
International Skill	27.0101						UVIC					
	Very Important	Important	Not Very Important	Not at all Important	Not Applicable	Total Resp.	Very Important	Important	Not Very Important	Not at all Important	Not Applicable	Total Resp.
Speak a second language	7%	14%	36%	29%	14%	14	15%	19%	31%	33%	2%	1633
International Business Practices	0%	8%	50%	42%	0%	12	11%	23%	33%	33%	0%	1604
Global Issues	8%	42%	33%	17%	0%	12	27%	37%	22%	14%	0%	1609
Interconnections between local and global issues	8%	42%	33%	17%	0%	12	30%	40%	18%	12%	0%	1608
Knowledge and traditions of other countries and cultures	25%	42%	17%	17%	0%	12	40%	32%	17%	12%	0%	1609

**43. How helpful was the institution in preparing you with the following international skills?**

International Skill	27.0101						UVIC					
	Very Helpful	Helpful	Not Very Helpful	Not at all Helpful	Not Applicable	Total Resp.	Very Helpful	Helpful	Not Very Helpful	Not at all Helpful	Not Applicable	Total Resp.
Speak a second language	0%	14%	21%	14%	50%	14	6%	11%	18%	18%	47%	1636
International Business Practices	0%	7%	21%	71%	0%	14	6%	18%	32%	44%	0%	1604
Global Issues	0%	36%	36%	29%	0%	14	24%	43%	20%	12%	0%	1630
Interconnections between local and global issues	0%	14%	64%	21%	0%	14	22%	46%	21%	10%	0%	1627
Knowledge and traditions of other countries and cultures	7%	36%	36%	21%	0%	14	25%	45%	20%	10%	0%	1624

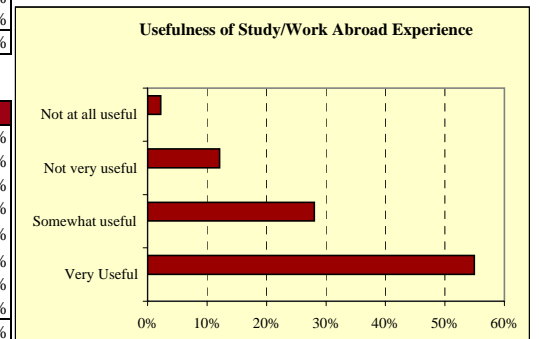
**44. Did you study or work abroad during your program?**

	27.0101	UVIC
Yes:		
Study Abroad	-	0%
Work Abroad	-	0%
Study and work abroad	-	0%
No	14	100%
Total	14	100%



**45. Usefulness of study or work abroad experiences to current job:\***

	27.0101	UVIC
Very Useful	N/A	100
Somewhat useful	N/A	51
Not very useful	N/A	22
Not at all useful	N/A	4
Total	-	182



**46. Reasons why you did not study or work abroad:**

	27.0101	UVIC
Not aware these opportunities exist	1	7%
Financial reasons	-	0%
Extended degree completion time	2	14%
Personal reasons (i.e. employment, family)	2	14%
No opportunities/Limited opportunities	2	14%
Not interested/ relevant/ required/ attractive	6	43%
Conflicts with schooling (course load too heavy)	1	7%
Other	-	0%
Total	14	100%