

B.C. University Student Outcomes 2006 Survey of 2004 Baccalaureate Graduates

Detailed Summary of Survey Results

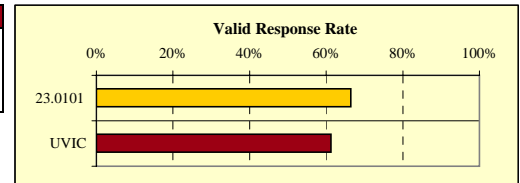
University of Victoria

6 Digit CIP: 23.0101: English Language & Literature, General

■ UVIC
■ 23.0101

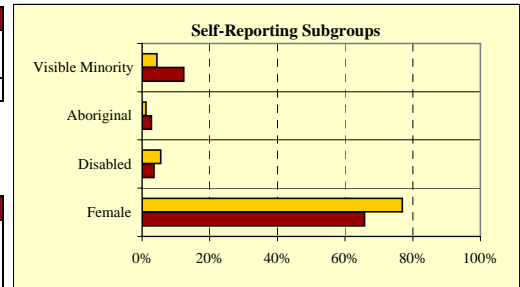
RESPONSE RATE

1. Survey Response Rate:	23.0101	UVIC
2004 Baccalaureate Graduates Survey Cohort	145	2,947
Net Frame	137	2,679
Survey Respondents and Valid Response Rate	91	1,640
	66%	61%



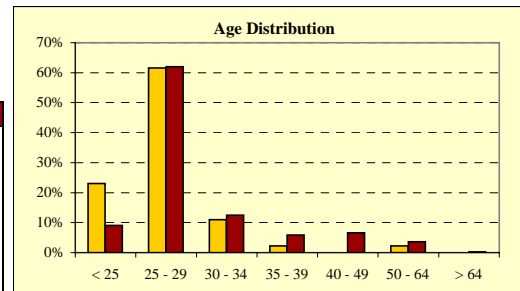
DEMOGRAPHIC INFORMATION

2. Gender:	23.0101	UVIC
Male	21	561
Female	70	1,079
Total	91	1,640
	100%	100%

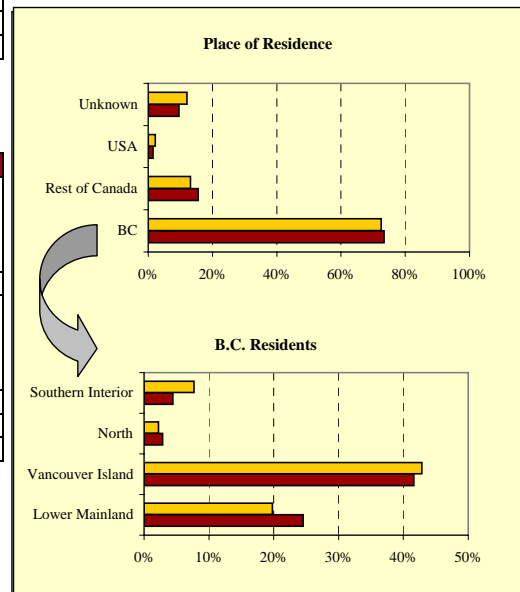


3. Self-Reporting Subgroups:	23.0101	UVIC
Disabled	5	58
Aboriginal	1	45
Visible Minority	4	201
	5%	4%
	1%	3%
	4%	12%

4. Age (at time of survey):	23.0101	UVIC
< 25	21	149
25 to 29	56	1,016
30 to 34	10	205
35 to 39	2	97
40 to 49	-	109
50 to 64	2	60
> 64	-	4
Unknown	-	-
Total	91	1,640
Mean Age:	26.8	29.3



5. Place of Residence (at time of survey):	23.0101	UVIC
BC - Lower Mainland	18	402
BC - Vancouver Island	39	682
BC - North	2	47
BC - Southern Interior	7	73
BC Subtotal	66	1,204
Canada - Alberta	5	116
Canada - Ontario	3	92
Canada - Other	4	47
U.S.A.	2	24
Non-BC Subtotal	14	279
Unknown	11	157
Total	91	1,640

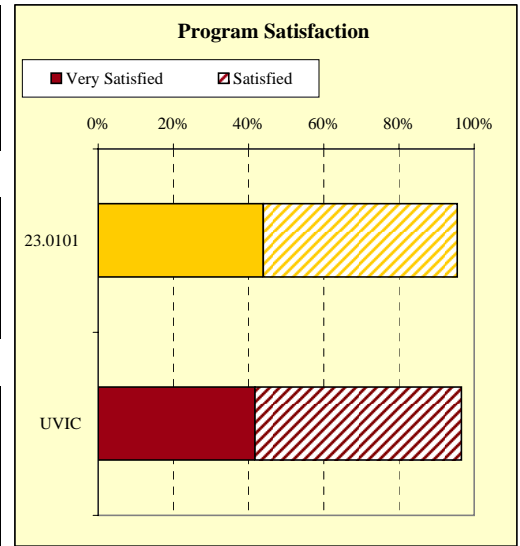


EDUCATION EVALUATION AND SKILL DEVELOPMENT

6. Usefulness of Knowledge, Skills, and Abilities Acquired during Program in Work:	23.0101	UVIC
Very Useful	24 33%	639 46%
Somewhat Useful	35 48%	546 40%
Not Very Useful	11 15%	135 10%
Not at All Useful	3 4%	57 4%

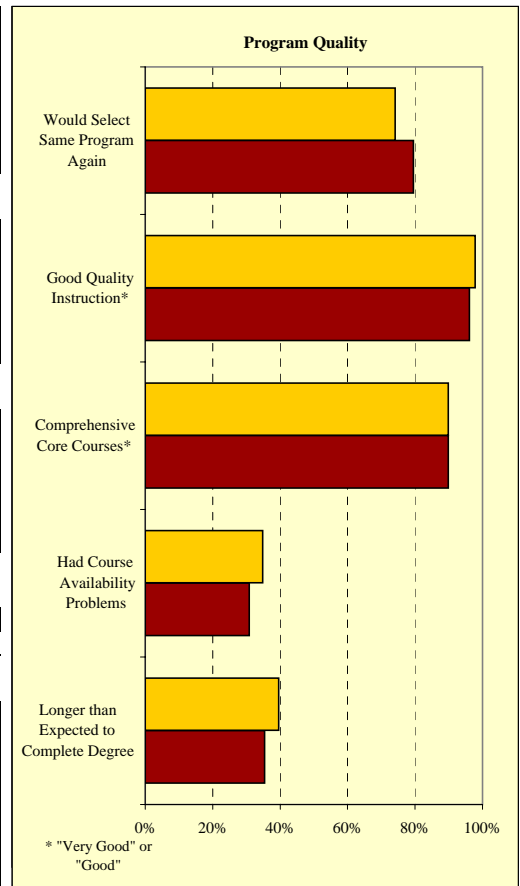
7. Usefulness of Knowledge, Skills, and Abilities Acquired during Program in Day-to-day Life:	23.0101	UVIC
Very Useful	26 36%	481 35%
Somewhat Useful	36 49%	707 51%
Not Very Useful	9 12%	156 11%
Not at All Useful	2 3%	34 2%

8. Program Satisfaction:	23.0101	UVIC
Very Satisfied	40 44%	683 42%
Satisfied	47 52%	901 55%
Dissatisfied	4 4%	45 3%
Very Dissatisfied	- 0%	9 1%
Total	91 100%	1638 100%



9. Would you select the same program again?	23.0101	UVIC
Yes	63 74%	1,247 79%
No, because . . . (multiple response question)	22	322
. . . interests have changed	7 17%*	92 17%*
. . . courses were not practical	8 20%*	123 23%*
. . . little or no career opportunities	10 24%*	109 21%*
. . . other	16 39%*	203 39%*

* Percent of total responses, among those who would not take program again



10. Quality of Instruction:	23.0101	UVIC
Very Good	33 36%	564 35%
Good	56 62%	1,003 62%
Poor	1 1%	60 4%
Very Poor	1 1%	3 0%
Total	91 100%	1,630 100%

11. Comprehensiveness of Core Courses:	23.0101	UVIC
Very Good	23 26%	468 29%
Good	57 64%	982 61%
Poor	9 10%	152 9%
Very Poor	- 0%	11 1%
Total	89 100%	1,613 100%

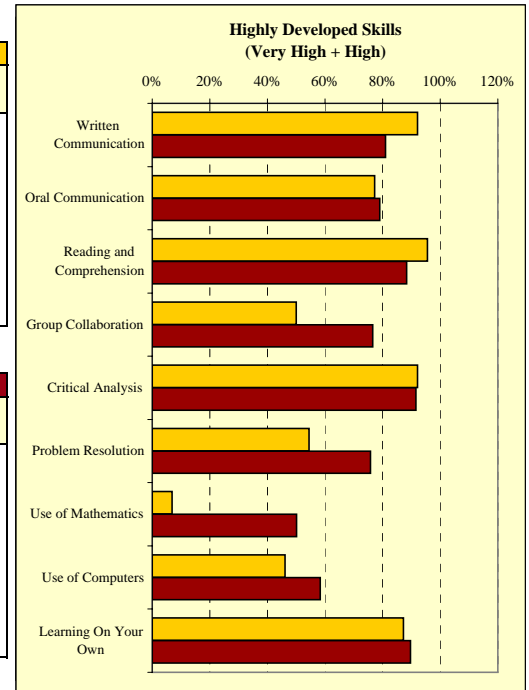
12. Course Availability:	23.0101	UVIC
Encountered course availability problems	31 35%	497 31%

13. Degree Completion:	23.0101	UVIC
Took longer than expected to complete degree	36 40%	580 35%
Top 4 reasons for prolonged degree completion (multiple response question):		
Personal or family reasons	6 8%*	92 10%*
Financial reasons / work	14 19%*	82 9%*
Change of major/program/specialization	7 10%*	82 9%*
Involvement in co-op program extended completion time	2 3%*	101 11%*
Other reason(s)	44 60%*	565 61%*

* Percent of total responses, among those who took longer than expected to complete degree

SKILL DEVELOPMENT

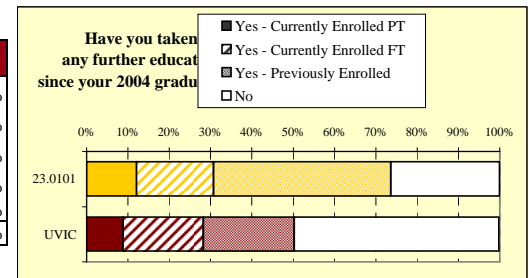
14a. To what degree did program help you develop the following skills?	23.0101					# Resp.
	Very High	High	Low	Very Low		
	Written Communication	42%	51%	8%	0%	
Oral Communication	20%	57%	22%	1%	88	
Reading and Comprehension	56%	40%	3%	1%	90	
Group Collaboration	9%	41%	39%	11%	82	
Critical Analysis	53%	39%	8%	0%	89	
Problem Resolution	15%	39%	35%	10%	79	
Use of Mathematics Appropriate to Field	0%	7%	38%	55%	29	
Use of Computers Appropriate to Field	8%	38%	29%	25%	52	
Learning On Your Own	40%	48%	12%	1%	86	



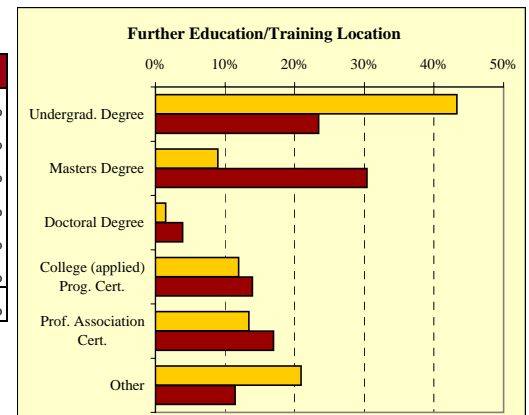
14b. To what degree did program help you develop the following skills?	UVIC					# Resp.
	Very High	High	Low	Very Low		
	Written Communication	27%	54%	17%	2%	
Oral Communication	23%	56%	19%	2%	1,564	
Reading and Comprehension	34%	55%	10%	1%	1,583	
Group Collaboration	32%	45%	20%	3%	1,556	
Critical Analysis	45%	46%	7%	1%	1,626	
Problem Resolution	21%	55%	21%	3%	1,540	
Use of Mathematics Appropriate to Field	18%	32%	35%	14%	1,116	
Use of Computers Appropriate to Field	19%	39%	32%	10%	1,331	
Learning On Your Own	39%	51%	9%	1%	1,589	

FURTHER EDUCATION

15. Took further education since 2004 graduation	23.0101	UVIC		
Yes:	67	74%	826	50%
Not currently enrolled	39	43%	360	22%
Currently enrolled full-time	17	19%	319	19%
Currently enrolled part-time	11	12%	145	9%
No	24	26%	814	50%
Total	91	100%	1,640	100%



16. Type of Formal Post-Secondary Education	23.0101	UVIC		
Undergraduate Degree	29	43%	192	23%
Masters Degree	6	9%	249	30%
Doctoral Degree	1	1%	32	4%
College (applied) Program Certification	8	12%	114	14%
Professional Association Certification	9	13%	139	17%
Other	14	21%	94	11%
Total Respondents	67	100%	820	100%



Detailed Summary of Survey Results

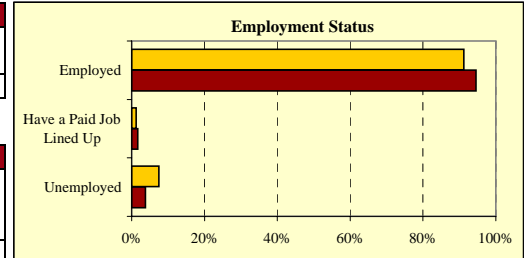
University of Victoria

6 Digit CIP: 23.0101: English Language & Literature, General

■ UVIC
■ 23.0101

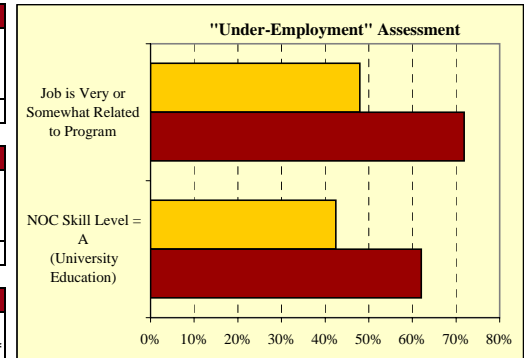
EMPLOYMENT

17. Labour Force Status:	23.0101	UVIC
In Labour Force (working or seeking work)	80 88%	1,458 89%
Not in Labour Force	11 12%	182 11%
Grand Total	91 100%	1,640 100%



18. Employment Status of those IN Labour Force:	23.0101	UVIC
Employed	73 91%	1,379 95%
Have a Paid Job Lined Up	1 1%	24 2%
Unemployed	6 8%	55 4%
Total Labour Force	80 100%	1,458 100%

19. Status of Graduates NOT in Labour Force:	23.0101	UVIC
Attending School FT	7 64%	136 75%
Attending School PT	2 18%	7 4%
Other	2 18%	39 21%
Total NOT in Labour Force	11 100%	182 100%

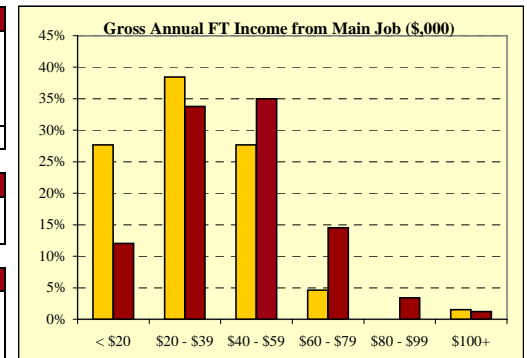


20. Employment Type:	23.0101	UVIC
Paid worker	69 95%	1,261 91%
Self-employed	2 3%	65 5%
Both a paid worker and self-employed	2 3%	53 4%
Total Employed	73 100%	1,379 100%

21. Job Characteristics:	23.0101	UVIC
I hold more than one job	22 30%*	285 21%
My main job is full-time (>= 30 hours per week)	55 77%**	1,095 82%*

* of total employed ** of those who provided data on hours/week worked

22. How related is your main job to your program?:	23.0101	UVIC
Very Related	13 18%	633 46%
Somewhat Related	22 30%	358 26%
Not Very Related	21 29%	177 13%
Not At All Related	17 23%	211 15%
Total	73 100%	1,379 100%



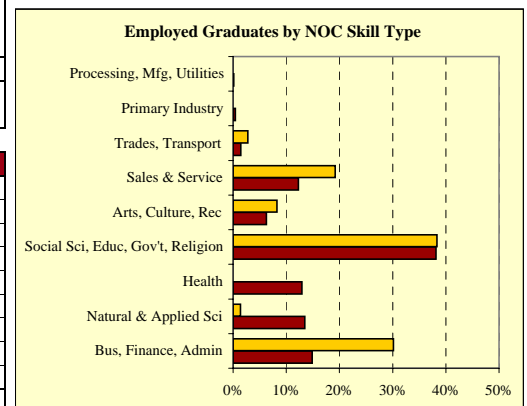
23. "Under-employment" Assessment:	23.0101	UVIC
Job is very or somewhat related to program	35 48%	991 72%
NOC Skill Level = A (University Education)	31 42%	851 62%

* of total valid responses

24. Gross Annual Income from Main Job:*	23.0101	UVIC
Less than \$20,000	18 28%	149 12%
\$20,000 to \$39,999	25 38%	418 34%
\$40,000 to \$59,999	18 28%	433 35%
\$60,000 to \$79,999	3 5%	180 15%
\$80,000 to \$99,999	- 0%	42 3%
\$100,000 and Above	1 2%	15 1%
Total	65 100%	1,237 100%
Median Annual Income (full-time)	\$36,750	\$45,000
Average Annual Income (full-time)	\$38,360	\$46,707

* where data provided

25. NOC Skill Type of Main Job:	23.0101	UVIC
Business, Finance and Administration	22 30%	203 15%
Natural and Applied Sciences and Related	1 1%	184 13%
Health	- 0%	177 13%
Social Sciences, Educ., Gov't Services, Religion	28 38%	522 38%
Arts, Culture, Recreation and Sport	6 8%	86 6%
Sales and Service	14 19%	168 12%
Trades, Transport and Equip. Operators and Related	2 3%	20 1%
Unique to the Primary Industry	- 0%	6 0%
Unique to Processing, Manufacturing and Utilities	- 0%	2 0%
Total	73 100%	1,368 100%



Detailed Summary of Survey Results

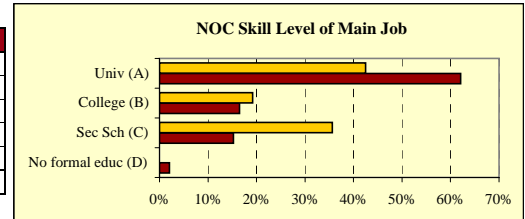
University of Victoria

6 Digit CIP: 23.0101: English Language & Literature, General

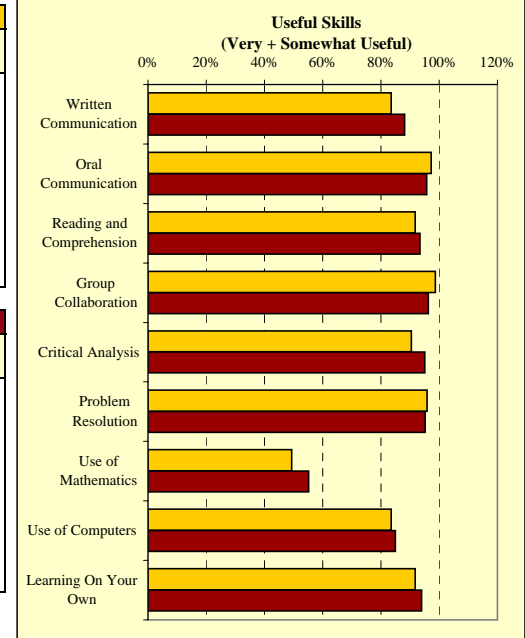
■ UVIC
■ 23.0101

EMPLOYMENT, continued

26. NOC Skill Level of Main Job:	23.0101	UVIC
A. University education	31 42%	851 62%
B. College education/trade apprenticeship	14 19%	226 16%
C. Secondary school + job-specific training	26 36%	209 15%
D. No formal education	- 0%	28 2%
No skill level assigned (management)	2 3%	57 4%
Total	73 100%	1,371 100%



27a. How useful are the following skills and abilities in doing your main job?	23.0101					#
	Very Useful	Somewhat Useful	Not Very Useful	Not at all Useful	Resp.	
Written Communication	70%	14%	11%	5%	73	
Oral Communication	75%	22%	3%	0%	73	
Reading and Comprehension	66%	26%	4%	2%	73	
Group Collaboration	86%	12%	1%	0%	73	
Critical Analysis	70%	21%	8%	1%	73	
Problem Resolution	78%	18%	4%	0%	72	
Use of Mathematics Appropriate to Field	11%	38%	16%	34%	73	
Use of Computers Appropriate to Field	53%	30%	7%	10%	73	
Learning On Your Own	62%	30%	7%	1%	73	



27b. How useful are the following skills and abilities in doing your main job?	UVIC					#
	Very Useful	Somewhat Useful	Not Very Useful	Not at all Useful	Resp.	
Written Communication	67%	21%	7%	5%	1,379	
Oral Communication	78%	17%	3%	1%	1,378	
Reading and Comprehension	70%	24%	4%	2%	1,379	
Group Collaboration	80%	17%	3%	1%	1,379	
Critical Analysis	76%	19%	3%	2%	1,378	
Problem Resolution	77%	19%	4%	1%	1,377	
Use of Mathematics Appropriate to Field	21%	34%	24%	20%	1,377	
Use of Computers Appropriate to Field	56%	29%	9%	6%	1,378	
Learning On Your Own	68%	26%	4%	2%	1,379	

28a. Top 10 Full-time Occupations of 23.0101 Graduates:	23.0101	
NOC Skill Level Description	% Employed FT in this Occ.**	Median FT Salary
4141 A Secondary School Teachers	18%	\$42,500
6421 C Retail Salespersons	5%	\$24,414
4142 A Elem & Kindergarten Teacher	4%	\$40,000
0611 N/A Sales, Marketing & Advt Managers	3%	\$60,000
1121 A Specialists in Human Resources	3%	\$52,900
5123 A Journalists	3%	\$39,000
1441 C Administrative Clerks	3%	\$29,939
4212 B Community & Social Srvc Workers	3%	\$29,500
*		
*		

*data not displayed where n < 2

**percentages cited are of those for whom occupational data was provided, full-time and part-time

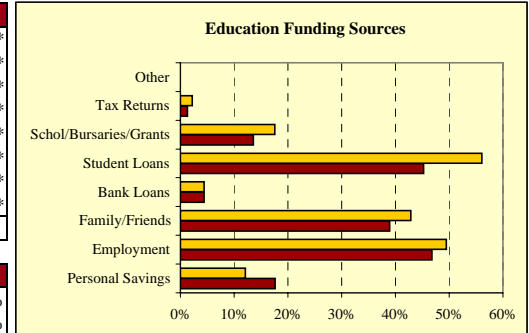
28b. Top 10 Full-time Occupations of Graduates from University of Victoria:	UVIC	
NOC Skill Level Description	% Employed FT in this Occ.**	Median FT Salary
3152 A Registered Nurses	8%	\$58,000
4141 A Secondary School Teachers	5%	\$43,000
4142 A Elem & Kindergarten Teacher	4%	\$41,500
4112 A Lawyers & Quebec Notaries	3%	\$66,750
4152 A Social Workers	3%	\$49,000
2174 A Computer Programmers/Interactive Media Developers	2%	\$53,500
4212 B Community & Social Srvc Workers	2%	\$35,000
2132 A Mechanical Engineers	2%	\$55,000
4165 A Health Policy Researchers	2%	\$52,000
5124 A Occs in Public Relations & Comm	2%	\$44,000

*data not displayed where n < 2

**percentages cited are of those for whom occupational data was provided, full-time and part-time

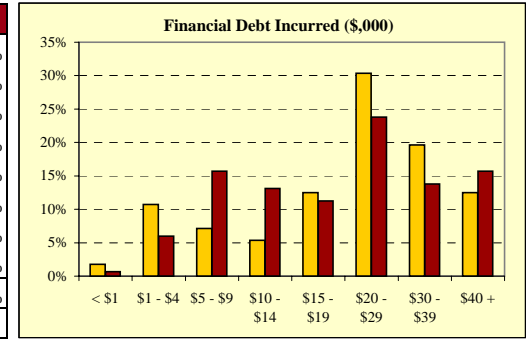
EDUCATION FINANCING

29. Education Funding Sources (2 sources per respondent):	23.0101	UVIC
Personal Savings	11 12%*	289 18%*
Employment	45 49%*	767 47%*
Family/Friends	39 43%*	638 39%*
Bank Loans	4 4%*	72 4%*
Student Loans	51 56%*	742 45%*
Scholarships/Bursaries/Grants	16 18%*	223 14%*
Tax Returns	2 2%*	21 1%*
Other	- 0%*	- 0%*
Total Respondents	91	1,640

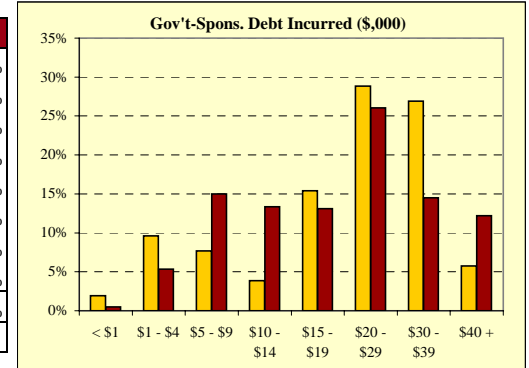


30. Financial Debt Incurred to Finance Univ. Education:	23.0101	UVIC
Incurred any form of financial debt	56 62%*	899 55%
Incurred government-sponsored student loan debt	52 57%*	787 48%

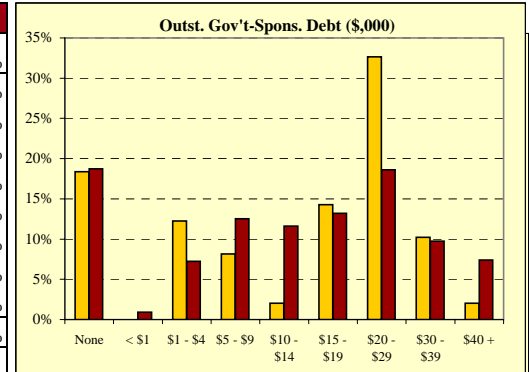
31. Financial Debt Amount:*	23.0101	UVIC
< \$1,000	1 2%	6 1%
\$1,000 to \$4,999	6 11%	54 6%
\$5,000 to \$9,999	4 7%	141 16%
\$10,000 to \$14,999	3 5%	118 13%
\$15,000 to \$19,999	7 13%	101 11%
\$20,000 to \$29,999	17 30%	214 24%
\$30,000 to \$39,999	11 20%	124 14%
\$40,000 or More	7 13%	141 16%
Total	56 100%	899 100%
Median Financial Debt	\$25,000	\$20,000



32. Government-Sponsored Student Loan Debt Amount:*	23.0101	UVIC
< \$1,000	1 2%	4 1%
\$1,000 to \$4,999	5 10%	42 5%
\$5,000 to \$9,999	4 8%	118 15%
\$10,000 to \$14,999	2 4%	105 13%
\$15,000 to \$19,999	8 15%	103 13%
\$20,000 to \$29,999	15 29%	205 26%
\$30,000 to \$39,999	14 27%	114 14%
\$40,000 or More	3 6%	96 12%
Total	52 100%	787 100%
Median Gov't-Sponsored Student Loan Debt	\$24,000	\$20,000



33. Outstanding Gov't-Sponsored Loan Debt Amount:*	23.0101	UVIC
None - Loan repaid in full	9 18%	142 19%
< \$1,000	- 0%	7 1%
\$1,000 to \$4,999	6 12%	55 7%
\$5,000 to \$9,999	4 8%	95 13%
\$10,000 to \$14,999	1 2%	88 12%
\$15,000 to \$19,999	7 14%	100 13%
\$20,000 to \$29,999	16 33%	141 19%
\$30,000 to \$39,999	5 10%	74 10%
\$40,000 or More	1 2%	56 7%
Total	49 100%	758 100%
Median Gov't-Sponsored Loan Debt Outstanding	\$15,000	\$14,000



* Percentage of respondents who identified this source

* Percentage of respondents who provided data

*includes only cases where financial debt was incurred

*includes only cases where government-sponsored debt was incurred

*includes only cases where government-sponsored debt was incurred, and valid "amount remaining" was provided

Detailed Summary of Survey Results

University of Victoria

6 Digit CIP: 23.0101: English Language & Literature, General

■ UVIC
■ 23.0101

SPECIAL SECTION ON INTERNATIONAL EDUCATION

42. In your employment since graduation, how important has it been for you to understand the following international skills/issues?

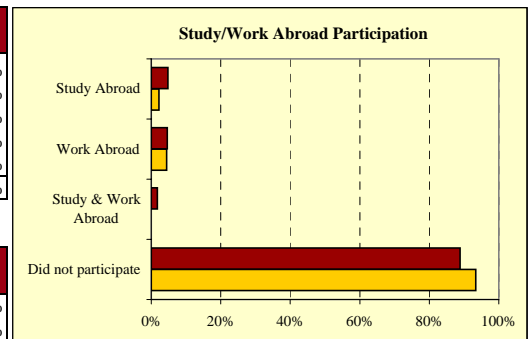
International Skill	23.0101						UVIC					
	Very Important	Important	Not Very Important	Not at all Important	Not Applicable	Total Resp.	Very Important	Important	Not Very Important	Not at all Important	Not Applicable	Total Resp.
Speak a second language	15%	18%	34%	32%	1%	91	15%	19%	31%	33%	2%	1633
International Business Practices	7%	21%	37%	36%	0%	90	11%	23%	33%	33%	0%	1604
Global Issues	26%	32%	26%	17%	0%	90	27%	37%	22%	14%	0%	1609
Interconnections between local and global issues	23%	38%	24%	14%	0%	90	30%	40%	18%	12%	0%	1608
Knowledge and traditions of other countries and cultures	33%	32%	24%	10%	0%	90	40%	32%	17%	12%	0%	1609

43. How helpful was the institution in preparing you with the following international skills?

International Skill	23.0101						UVIC					
	Very Helpful	Helpful	Not Very Helpful	Not at all Helpful	Not Applicable	Total Resp.	Very Helpful	Helpful	Not Very Helpful	Not at all Helpful	Not Applicable	Total Resp.
Speak a second language	8%	26%	12%	15%	39%	89	6%	11%	18%	18%	47%	1636
International Business Practices	1%	6%	33%	60%	0%	88	6%	18%	32%	44%	0%	1604
Global Issues	16%	47%	28%	9%	0%	89	24%	43%	20%	12%	0%	1630
Interconnections between local and global issues	19%	44%	23%	13%	0%	90	22%	46%	21%	10%	0%	1627
Knowledge and traditions of other countries and cultures	20%	53%	17%	10%	0%	90	25%	45%	20%	10%	0%	1624

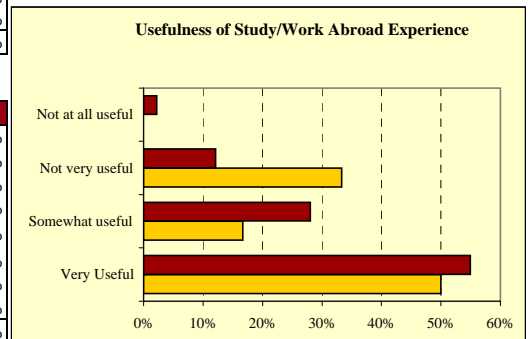
44. Did you study or work abroad during your program?

	23.0101	UVIC
Yes:		
Study Abroad	6	7%
Work Abroad	2	2%
Study and work abroad	4	4%
Study and work abroad	-	0%
No	84	93%
Total	90	100%



45. Usefulness of study or work abroad experiences to current job:*

	23.0101	UVIC
Very Useful	3	50%
Somewhat useful	1	17%
Not very useful	2	33%
Not at all useful	-	0%
Total	6	100%



46. Reasons why you did not study or work abroad:

	23.0101	UVIC
Not aware these opportunities exist	10	12%
Financial reasons	18	22%
Extended degree completion time	4	5%
Personal reasons (i.e. employment, family)	6	7%
No opportunities/Limited opportunities	8	10%
Not interested/ relevant/ required/ attractive	27	33%
Conflicts with schooling (course load too heavy)	7	8%
Other	3	4%
Total	83	100%