

# B.C. University Student Outcomes 2006 Survey of 2004 Baccalaureate Graduates

Detailed Summary of Survey Results

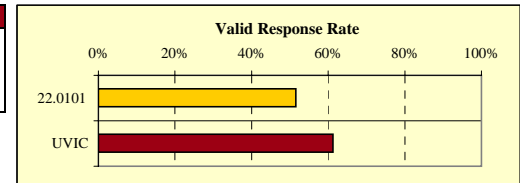
University of Victoria

6 Digit CIP: 22.0101: Law (L.L.B., J.D.)

■ UVIC  
■ 22.0101

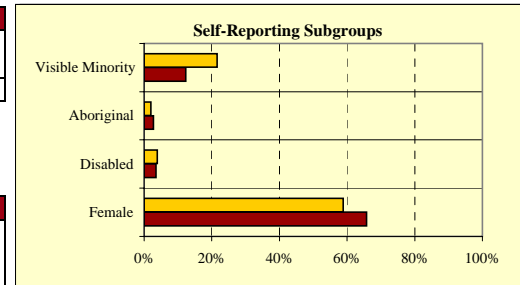
## RESPONSE RATE

1. Survey Response Rate:	22.0101	UVIC
2004 Baccalaureate Graduates Survey Cohort	110	2,947
Net Frame	99	2,679
Survey Respondents and Valid Response Rate	51	1,640
	52%	61%



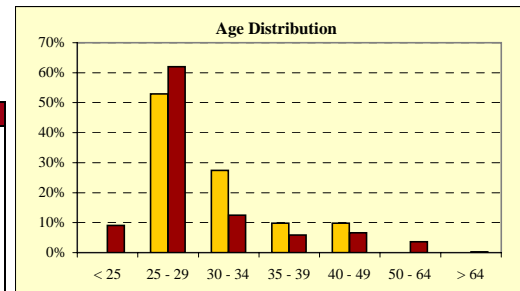
## DEMOGRAPHIC INFORMATION

2. Gender:	22.0101	UVIC
Male	21	561
Female	30	1,079
Total	51	1,640
	100%	100%

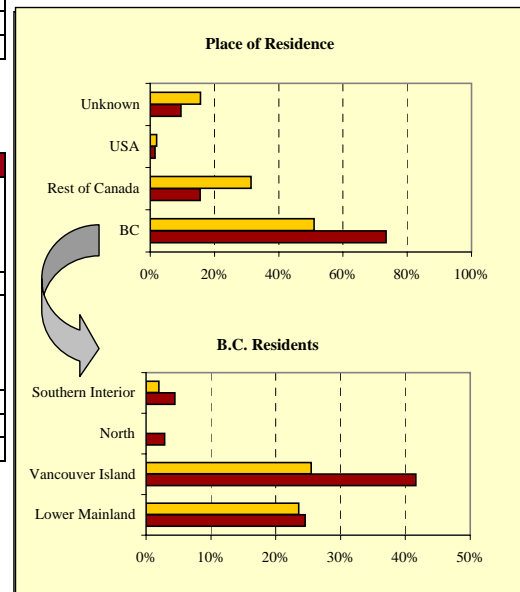


3. Self-Reporting Subgroups:	22.0101	UVIC
Disabled	2	58
Aboriginal	1	45
Visible Minority	11	201
	4%	4%
	2%	3%
	22%	12%

4. Age (at time of survey):	22.0101	UVIC
< 25	-	149
25 to 29	27	1,016
30 to 34	14	205
35 to 39	5	97
40 to 49	5	109
50 to 64	-	60
> 64	-	4
Unknown	-	-
Total	51	1,640
Mean Age:	31.5	29.3



5. Place of Residence (at time of survey):	22.0101	UVIC
BC - Lower Mainland	12	402
BC - Vancouver Island	13	682
BC - North	-	47
BC - Southern Interior	1	73
BC Subtotal	26	1,204
Canada - Alberta	3	116
Canada - Ontario	11	92
Canada - Other	2	47
U.S.A.	1	24
Non-BC Subtotal	17	279
Unknown	8	157
Total	51	1,640

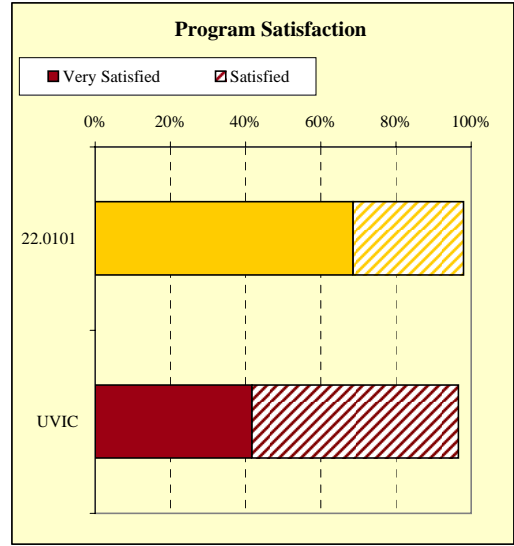


**EDUCATION EVALUATION AND SKILL DEVELOPMENT**

6. Usefulness of Knowledge, Skills, and Abilities Acquired during Program in Work:		22.0101		UVIC	
Very Useful	32	64%	639	46%	
Somewhat Useful	17	34%	546	40%	
Not Very Useful	1	2%	135	10%	
Not at All Useful	-	0%	57	4%	

7. Usefulness of Knowledge, Skills, and Abilities Acquired during Program in Day-to-day Life:		22.0101		UVIC	
Very Useful	14	29%	481	35%	
Somewhat Useful	27	55%	707	51%	
Not Very Useful	8	16%	156	11%	
Not at All Useful	-	0%	34	2%	

8. Program Satisfaction:		22.0101		UVIC	
Very Satisfied	35	69%	683	42%	
Satisfied	15	29%	901	55%	
Dissatisfied	1	2%	45	3%	
Very Dissatisfied	-	0%	9	1%	
Total	51	100%	1638	100%	



9. Would you select the same program again?		22.0101		UVIC	
Yes	49	96%	1,247	79%	
No, because . . . (multiple response question)	2		322		
. . . interests have changed	-	0%*	92	17%*	
. . . courses were not practical	1	50%*	123	23%*	
. . . little or no career opportunities	-	0%*	109	21%*	
. . . other	1	50%*	203	39%*	

\* Percent of total responses, among those who would not take program again

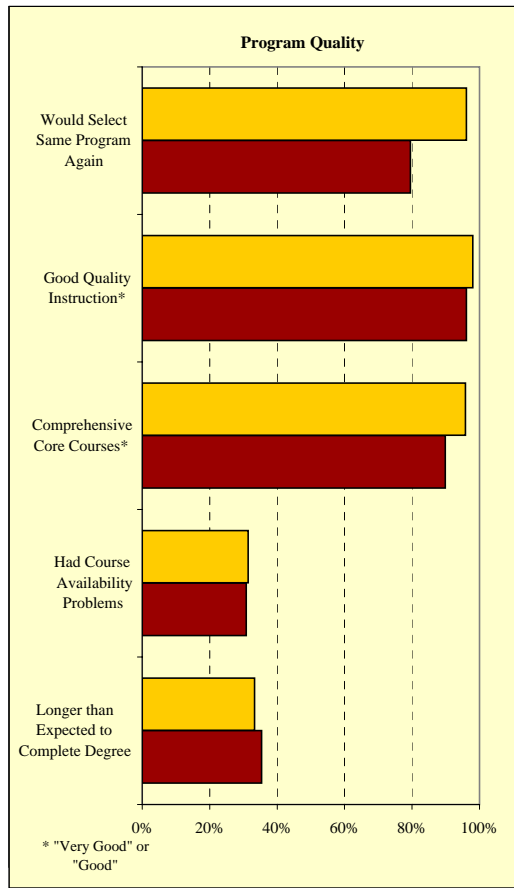
10. Quality of Instruction:		22.0101		UVIC	
Very Good	30	59%	564	35%	
Good	20	39%	1,003	62%	
Poor	1	2%	60	4%	
Very Poor	-	0%	3	0%	
Total	51	100%	1,630	100%	

11. Comprehensiveness of Core Courses:		22.0101		UVIC	
Very Good	23	48%	468	29%	
Good	23	48%	982	61%	
Poor	2	4%	152	9%	
Very Poor	-	0%	11	1%	
Total	48	100%	1,613	100%	

12. Course Availability:		22.0101		UVIC	
Encountered course availability problems	16	31%	497	31%	

13. Degree Completion:		22.0101		UVIC	
Took longer than expected to complete degree	17	33%	580	35%	
<b>Top 4 reasons for prolonged degree completion (multiple response question):</b>					
Personal or family reasons	2	11%*	92	10%*	
Financial reasons / work	-	0%*	82	9%*	
Change of major/program/specialization	1	6%*	82	9%*	
Involvement in co-op program extended completion time	11	61%*	101	11%*	
Other reason(s)	4	22%*	565	61%*	

\* Percent of total responses, among those who took longer than expected to complete degree



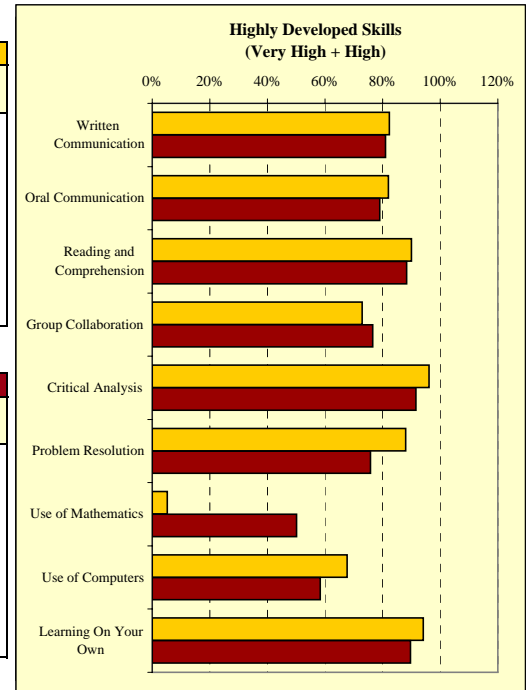
**SKILL DEVELOPMENT**

14a.

To what degree did program help you develop the following skills?	22.0101					# Resp.
	Very High	High	Low	Very Low		
	Written Communication	31%	51%	16%	2%	
Oral Communication	32%	50%	12%	6%	50	
Reading and Comprehension	46%	44%	10%	0%	50	
Group Collaboration	21%	52%	21%	6%	48	
Critical Analysis	59%	37%	2%	2%	51	
Problem Resolution	32%	56%	10%	2%	50	
Use of Mathematics Appropriate to Field	0%	5%	32%	63%	19	
Use of Computers Appropriate to Field	12%	56%	24%	9%	34	
Learning On Your Own	39%	55%	6%	0%	51	

14b.

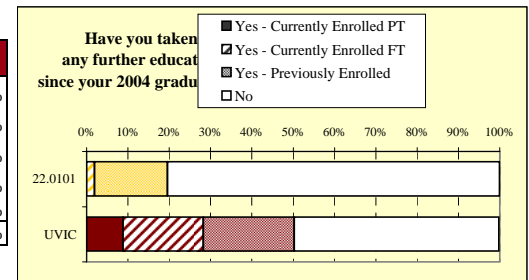
To what degree did program help you develop the following skills?	UVIC					# Resp.
	Very High	High	Low	Very Low		
	Written Communication	27%	54%	17%	2%	
Oral Communication	23%	56%	19%	2%	1,564	
Reading and Comprehension	34%	55%	10%	1%	1,583	
Group Collaboration	32%	45%	20%	3%	1,556	
Critical Analysis	45%	46%	7%	1%	1,626	
Problem Resolution	21%	55%	21%	3%	1,540	
Use of Mathematics Appropriate to Field	18%	32%	35%	14%	1,116	
Use of Computers Appropriate to Field	19%	39%	32%	10%	1,331	
Learning On Your Own	39%	51%	9%	1%	1,589	



**FURTHER EDUCATION**

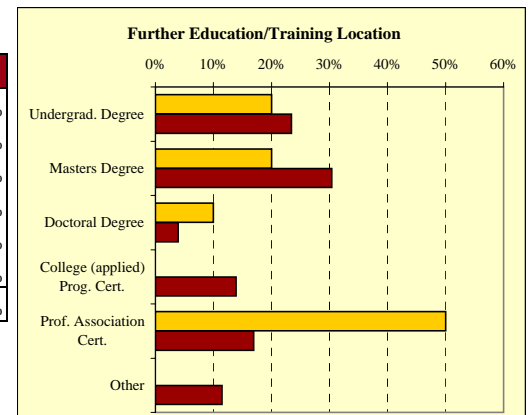
15.

Took further education since 2004 graduation	22.0101	UVIC
Yes:		
Not currently enrolled	10	826
Currently enrolled full-time	9	360
Currently enrolled part-time	1	319
No	-	145
No	41	814
Total	51	1,640



16.

Type of Formal Post-Secondary Education	22.0101	UVIC
Undergraduate Degree	2	192
Masters Degree	2	249
Doctoral Degree	1	32
College (applied) Program Certification	-	114
Professional Association Certification	5	139
Other	-	94
Total Respondents	10	820

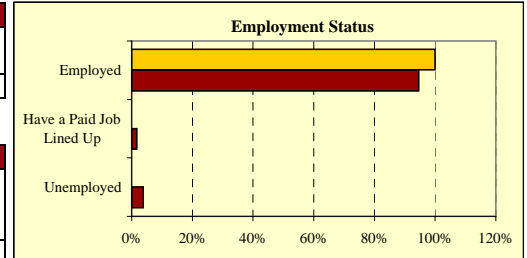


**Detailed Summary of Survey Results**  
**University of Victoria**  
**6 Digit CIP: 22.0101: Law (L.L.B., J.D.)**

■ UVIC  
 ■ 22.0101

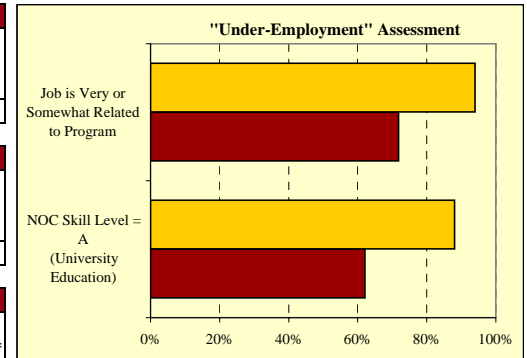
**EMPLOYMENT**

17. <b>Labour Force Status:</b>	22.0101	UVIC
In Labour Force (working or seeking work)	50 98%	1,458 89%
Not in Labour Force	1 2%	182 11%
Grand Total	51 100%	1,640 100%



18. <b>Employment Status of those IN Labour Force:</b>	22.0101	UVIC
Employed	50 100%	1,379 95%
Have a Paid Job Lined Up	- 0%	24 2%
Unemployed	- 0%	55 4%
Total Labour Force	50 100%	1,458 100%

19. <b>Status of Graduates NOT in Labour Force:</b>	22.0101	UVIC
Attending School FT	1 100%	136 75%
Attending School PT	- 0%	7 4%
Other	- 0%	39 21%
Total NOT in Labour Force	1 100%	182 100%

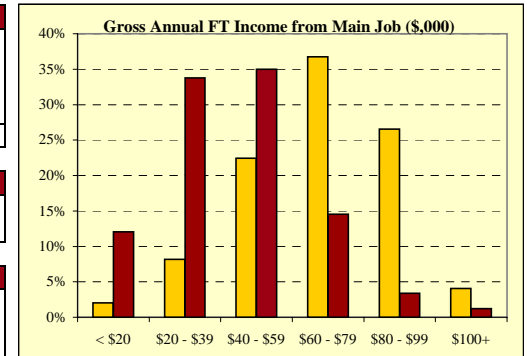


20. <b>Employment Type:</b>	22.0101	UVIC
Paid worker	46 92%	1,261 91%
Self-employed	2 4%	65 5%
Both a paid worker and self-employed	2 4%	53 4%
Total Employed	50 100%	1,379 100%

21. <b>Job Characteristics:</b>	22.0101	UVIC
I hold more than one job	3 6%*	285 21%
My main job is full-time (>= 30 hours per week)	48 96%**	1,095 82%*

\* of total employed      \*\* of those who provided data on hours/week worked

22. <b>How related is your main job to your program?</b>	22.0101	UVIC
Very Related	43 86%	633 46%
Somewhat Related	4 8%	358 26%
Not Very Related	3 6%	177 13%
Not At All Related	- 0%	211 15%
Total	50 100%	1,379 100%



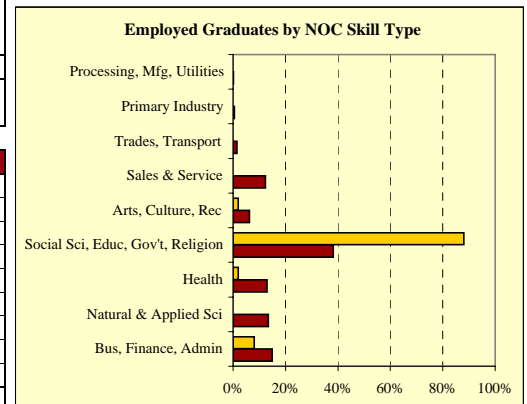
23. <b>"Under-employment" Assessment:</b>	22.0101	UVIC
Job is very or somewhat related to program	47 94%	991 72%
NOC Skill Level = A (University Education)	44 88%	851 62%

\* of total valid responses

24. <b>Gross Annual Income from Main Job:*</b>	22.0101	UVIC
Less than \$20,000	1 2%	149 12%
\$20,000 to \$39,999	4 8%	418 34%
\$40,000 to \$59,999	11 22%	433 35%
\$60,000 to \$79,999	18 37%	180 15%
\$80,000 to \$99,999	13 27%	42 3%
\$100,000 and Above	2 4%	15 1%
Total	49 100%	1,237 100%
Median Annual Income (full-time)	\$65,000	\$45,000
Average Annual Income (full-time)	\$67,537	\$46,707

\* where data provided

25. <b>NOC Skill Type of Main Job:</b>	22.0101	UVIC
Business, Finance and Administration	4 8%	203 15%
Natural and Applied Sciences and Related	- 0%	184 13%
Health	1 2%	177 13%
Social Sciences, Educ., Gov't Services, Religion	44 88%	522 38%
Arts, Culture, Recreation and Sport	1 2%	86 6%
Sales and Service	- 0%	168 12%
Trades, Transport and Eqp. Operators and Related	- 0%	20 1%
Unique to the Primary Industry	- 0%	6 0%
Unique to Processing, Manufacturing and Utilities	- 0%	2 0%
Total	50 100%	1,368 100%

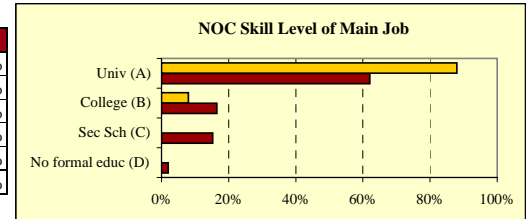


**Detailed Summary of Survey Results**  
**University of Victoria**  
**6 Digit CIP: 22.0101: Law (L.L.B., J.D.)**

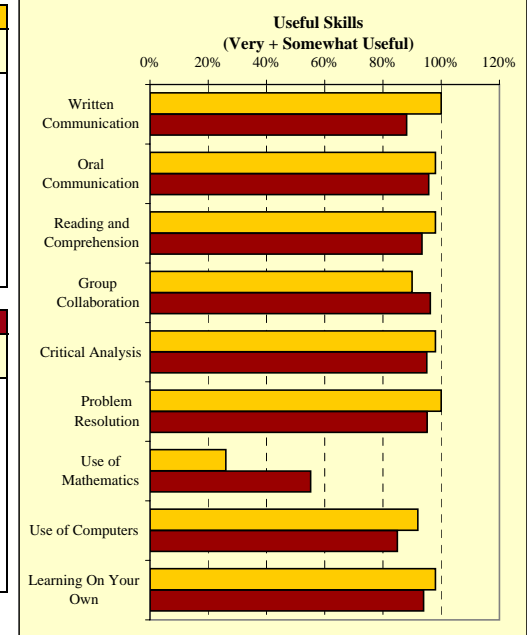
■ UVIC  
■ 22.0101

**EMPLOYMENT, continued**

<b>26. NOC Skill Level of Main Job:</b>	<b>22.0101</b>		<b>UVIC</b>	
A. University education	44	88%	851	62%
B. College education/trade apprenticeship	4	8%	226	16%
C. Secondary school + job-specific training	-	0%	209	15%
D. No formal education	-	0%	28	2%
No skill level assigned (management)	2	4%	57	4%
<b>Total</b>	<b>50</b>	<b>100%</b>	<b>1,371</b>	<b>100%</b>



<b>27a. How useful are the following skills and abilities in doing your main job?</b>	<b>22.0101</b>					<b># Resp.</b>
	<b>Very Useful</b>	<b>Somewhat Useful</b>	<b>Not Very Useful</b>	<b>Not at all Useful</b>		
Written Communication	94%	6%	0%	0%		50
Oral Communication	94%	4%	2%	0%		50
Reading and Comprehension	86%	12%	2%	0%		50
Group Collaboration	68%	22%	4%	6%		50
Critical Analysis	86%	12%	2%	0%		50
Problem Resolution	84%	16%	0%	0%		50
Use of Mathematics Appropriate to Field	6%	20%	34%	40%		50
Use of Computers Appropriate to Field	54%	38%	4%	4%		50
Learning On Your Own	70%	28%	2%	0%		50



<b>27b. How useful are the following skills and abilities in doing your main job?</b>	<b>UVIC</b>					<b># Resp.</b>
	<b>Very Useful</b>	<b>Somewhat Useful</b>	<b>Not Very Useful</b>	<b>Not at all Useful</b>		
Written Communication	67%	21%	7%	5%		1,379
Oral Communication	78%	17%	3%	1%		1,378
Reading and Comprehension	70%	24%	4%	2%		1,379
Group Collaboration	80%	17%	3%	1%		1,379
Critical Analysis	76%	19%	3%	2%		1,378
Problem Resolution	77%	19%	4%	1%		1,377
Use of Mathematics Appropriate to Field	21%	34%	24%	20%		1,377
Use of Computers Appropriate to Field	56%	29%	9%	6%		1,378
Learning On Your Own	68%	26%	4%	2%		1,379

<b>28a. Top 10 Full-time Occupations of 22.0101 Graduates:</b>			<b>22.0101</b>	
NOC	NOC Skill Level Description		% Employed FT in this Occ.**	Median FT Salary
4112	A Lawyers & Quebec Notaries		82%	\$67,500
1221	B Administrative Officers		4%	\$53,500
*				
*				
*				
*				
*				
*				
*				

\*data not displayed where n < 2

\*\*percentages cited are of those for whom occupational data was provided, full-time and part-time

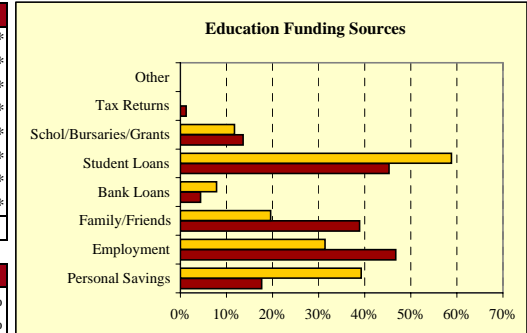
<b>28b. Top 10 Full-time Occupations of Graduates from University of Victoria:</b>			<b>UVIC</b>	
NOC	NOC Skill Level Description		% Employed FT in this Occ.**	Median FT Salary
3152	A Registered Nurses		8%	\$58,000
4141	A Secondary School Teachers		5%	\$43,000
4142	A Elem & Kindergarten Teacher		4%	\$41,500
4112	A Lawyers & Quebec Notaries		3%	\$66,750
4152	A Social Workers		3%	\$49,000
2174	A Computer Programmers/Interactive Media Developers		2%	\$53,500
4212	B Community & Social Srvc Workers		2%	\$35,000
2132	A Mechanical Engineers		2%	\$55,000
4165	A Health Policy Researchers		2%	\$52,000
5124	A Occs in Public Relations & Comm		2%	\$44,000

\*data not displayed where n < 2

\*\*percentages cited are of those for whom occupational data was provided, full-time and part-time

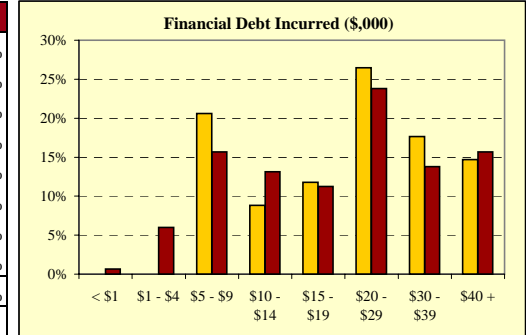
**EDUCATION FINANCING**

29. Education Funding Sources (2 sources per respondent):	22.0101	UVIC
Personal Savings	20 39%*	289 18%*
Employment	16 31%*	767 47%*
Family/Friends	10 20%*	638 39%*
Bank Loans	4 8%*	72 4%*
Student Loans	30 59%*	742 45%*
Scholarships/Bursaries/Grants	6 12%*	223 14%*
Tax Returns	- 0%*	21 1%*
Other	- 0%*	- 0%*
<b>Total Respondents</b>	<b>51</b>	<b>1,640</b>

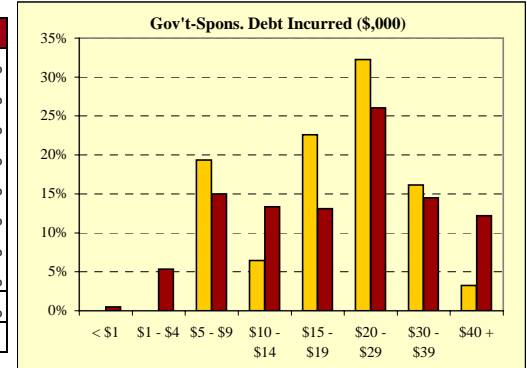


30. Financial Debt Incurred to Finance Univ. Education:	22.0101	UVIC
Incurred any form of financial debt	34 67%*	899 55%
Incurred government-sponsored student loan debt	31 61%*	787 48%

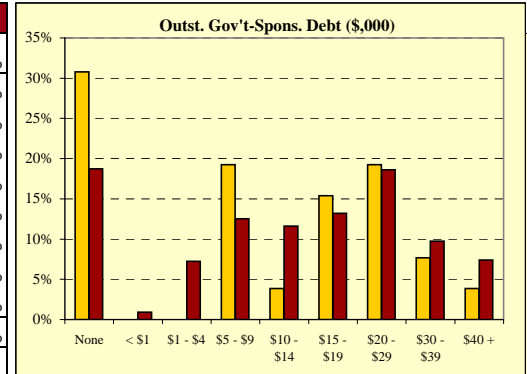
31. Financial Debt Amount:*	22.0101	UVIC
< \$1,000	- 0%	6 1%
\$1,000 to \$4,999	- 0%	54 6%
\$5,000 to \$9,999	7 21%	141 16%
\$10,000 to \$14,999	3 9%	118 13%
\$15,000 to \$19,999	4 12%	101 11%
\$20,000 to \$29,999	9 26%	214 24%
\$30,000 to \$39,999	6 18%	124 14%
\$40,000 or More	5 15%	141 16%
<b>Total</b>	<b>34 100%</b>	<b>899 100%</b>
<b>Median Financial Debt</b>	<b>\$20,000</b>	<b>\$20,000</b>



32. Government-Sponsored Student Loan Debt Amount:*	22.0101	UVIC
< \$1,000	- 0%	4 1%
\$1,000 to \$4,999	- 0%	42 5%
\$5,000 to \$9,999	6 19%	118 15%
\$10,000 to \$14,999	2 6%	105 13%
\$15,000 to \$19,999	7 23%	103 13%
\$20,000 to \$29,999	10 32%	205 26%
\$30,000 to \$39,999	5 16%	114 14%
\$40,000 or More	1 3%	96 12%
<b>Total</b>	<b>31 100%</b>	<b>787 100%</b>
<b>Median Gov't-Sponsored Student Loan Debt</b>	<b>\$20,000</b>	<b>\$20,000</b>



33. Outstanding Gov't-Sponsored Loan Debt Amount:*	22.0101	UVIC
None - Loan repaid in full	8 31%	142 19%
< \$1,000	- 0%	7 1%
\$1,000 to \$4,999	- 0%	55 7%
\$5,000 to \$9,999	5 19%	95 13%
\$10,000 to \$14,999	1 4%	88 12%
\$15,000 to \$19,999	4 15%	100 13%
\$20,000 to \$29,999	5 19%	141 19%
\$30,000 to \$39,999	2 8%	74 10%
\$40,000 or More	1 4%	56 7%
<b>Total</b>	<b>26 100%</b>	<b>758 100%</b>
<b>Median Gov't-Sponsored Loan Debt Outstanding</b>	<b>\$10,500</b>	<b>\$14,000</b>



\*includes only cases where government-sponsored debt was incurred, and valid "amount remaining" was provided

**SPECIAL SECTION ON INTERNATIONAL EDUCATION**

**42. In your employment since graduation, how important has it been for you to understand the following international skills/issues?**

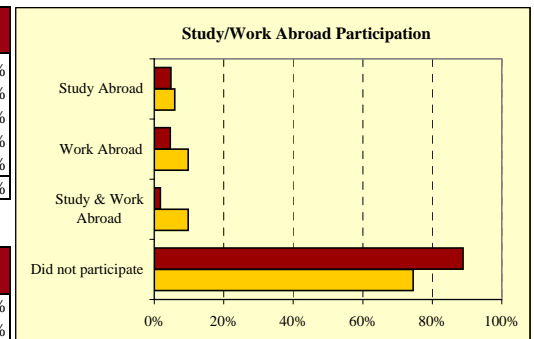
International Skill	22.0101						UVIC					
	Very Important	Important	Not Very Important	Not at all Important	Not Applicable	Total Resp.	Very Important	Important	Not Very Important	Not at all Important	Not Applicable	Total Resp.
Speak a second language	12%	16%	30%	42%	0%	50	15%	19%	31%	33%	2%	1633
International Business Practices	12%	31%	25%	31%	0%	51	11%	23%	33%	33%	0%	1604
Global Issues	20%	39%	18%	24%	0%	51	27%	37%	22%	14%	0%	1609
Interconnections between local and global issues	25%	45%	14%	16%	0%	51	30%	40%	18%	12%	0%	1608
Knowledge and traditions of other countries and cultures	22%	35%	33%	10%	0%	51	40%	32%	17%	12%	0%	1609

**43. How helpful was the institution in preparing you with the following international skills?**

International Skill	22.0101						UVIC					
	Very Helpful	Helpful	Not Very Helpful	Not at all Helpful	Not Applicable	Total Resp.	Very Helpful	Helpful	Not Very Helpful	Not at all Helpful	Not Applicable	Total Resp.
Speak a second language	2%	8%	10%	16%	65%	51	6%	11%	18%	18%	47%	1636
International Business Practices	12%	31%	25%	31%	0%	51	6%	18%	32%	44%	0%	1604
Global Issues	20%	47%	20%	14%	0%	51	24%	43%	20%	12%	0%	1630
Interconnections between local and global issues	14%	55%	22%	10%	0%	51	22%	46%	21%	10%	0%	1627
Knowledge and traditions of other countries and cultures	16%	47%	20%	18%	0%	51	25%	45%	20%	10%	0%	1624

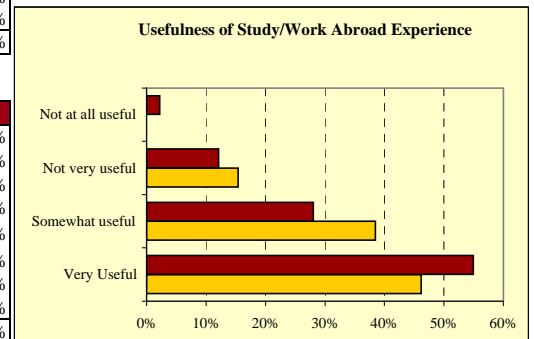
**44. Did you study or work abroad during your program?**

	22.0101	UVIC
Yes:		
Study Abroad	13	25%
Work Abroad	3	6%
Study and work abroad	5	10%
Study and work abroad	5	10%
No	38	75%
Total	51	100%



**45. Usefulness of study or work abroad experiences to current job:\***

	22.0101	UVIC
Very Useful	6	46%
Somewhat useful	5	38%
Not very useful	2	15%
Not at all useful	-	0%
Total	13	100%



**46. Reasons why you did not study or work abroad:**

	22.0101	UVIC
Not aware these opportunities exist	-	0%
Financial reasons	8	21%
Extended degree completion time	1	3%
Personal reasons (i.e. employment, family)	9	24%
No opportunities/Limited opportunities	6	16%
Not interested/ relevant/ required/ attractive	10	26%
Conflicts with schooling (course load too heavy)	3	8%
Other	1	3%
Total	38	100%