

B.C. University Student Outcomes 2006 Survey of 2004 Baccalaureate Graduates

Detailed Summary of Survey Results

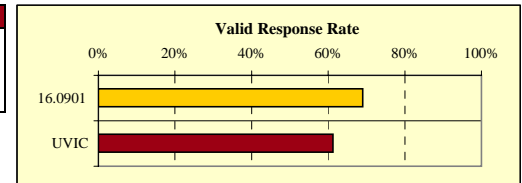
University of Victoria

6 Digit CIP: 16.0901: French Language & Literature

■ UVIC
■ 16.0901

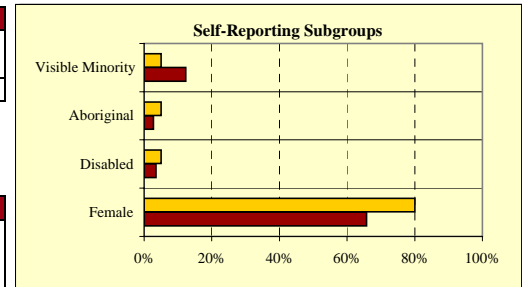
RESPONSE RATE

1. Survey Response Rate:	16.0901	UVIC		
2004 Baccalaureate Graduates Survey Cohort	31	2,947		
Net Frame	29	2,679		
Survey Respondents and Valid Response Rate	20	1,640	61%	



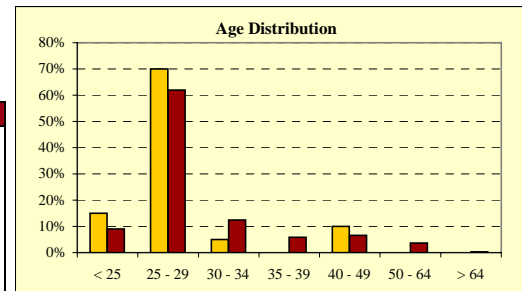
DEMOGRAPHIC INFORMATION

2. Gender:	16.0901	UVIC		
Male	4	561	20%	34%
Female	16	1,079	80%	66%
Total	20	1,640	100%	100%

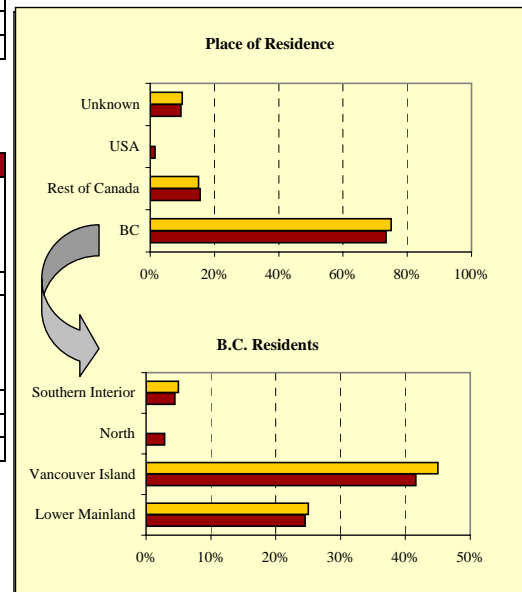


3. Self-Reporting Subgroups:	16.0901	UVIC		
Disabled	1	58	5%	4%
Aboriginal	1	45	5%	3%
Visible Minority	1	201	5%	12%

4. Age (at time of survey):	16.0901	UVIC		
< 25	3	149	15%	9%
25 to 29	14	1,016	70%	62%
30 to 34	1	205	5%	13%
35 to 39	-	97	0%	6%
40 to 49	2	109	10%	7%
50 to 64	-	60	0%	4%
> 64	-	4	0%	0%
Unknown	-	-	0%	0%
Total	20	1,640	100%	100%
Mean Age:	28.3	29.3		



5. Place of Residence (at time of survey):	16.0901	UVIC		
BC - Lower Mainland	5	402	25%	25%
BC - Vancouver Island	9	682	45%	42%
BC - North	-	47	0%	3%
BC - Southern Interior	1	73	5%	4%
BC Subtotal	15	1,204	75%	73%
Canada - Alberta	-	116	0%	7%
Canada - Ontario	3	92	15%	6%
Canada - Other	-	47	0%	3%
U.S.A.	-	24	0%	1%
Non-BC Subtotal	3	279	15%	17%
Unknown	2	157	10%	10%
Total	20	1,640	100%	100%

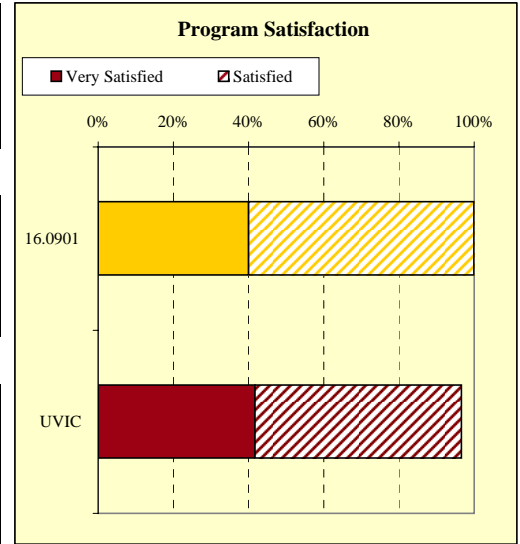


EDUCATION EVALUATION AND SKILL DEVELOPMENT

6. Usefulness of Knowledge, Skills, and Abilities Acquired during Program in Work:	16.0901		UVIC	
Very Useful	6	35%	639	46%
Somewhat Useful	8	47%	546	40%
Not Very Useful	2	12%	135	10%
Not at All Useful	1	6%	57	4%

7. Usefulness of Knowledge, Skills, and Abilities Acquired during Program in Day-to-day Life:	16.0901		UVIC	
Very Useful	4	24%	481	35%
Somewhat Useful	9	53%	707	51%
Not Very Useful	4	24%	156	11%
Not at All Useful	-	0%	34	2%

8. Program Satisfaction:	16.0901		UVIC	
Very Satisfied	8	40%	683	42%
Satisfied	12	60%	901	55%
Dissatisfied	-	0%	45	3%
Very Dissatisfied	-	0%	9	1%
Total	20	100%	1638	100%



9. Would you select the same program again?	16.0901		UVIC	
Yes	17	89%	1,247	79%
No, because . . . (multiple response question)	2		322	
. . . interests have changed	-	0%*	92	17%*
. . . courses were not practical	1	25%*	123	23%*
. . . little or no career opportunities	2	50%*	109	21%*
. . . other	1	25%*	203	39%*

* Percent of total responses, among those who would not take program again

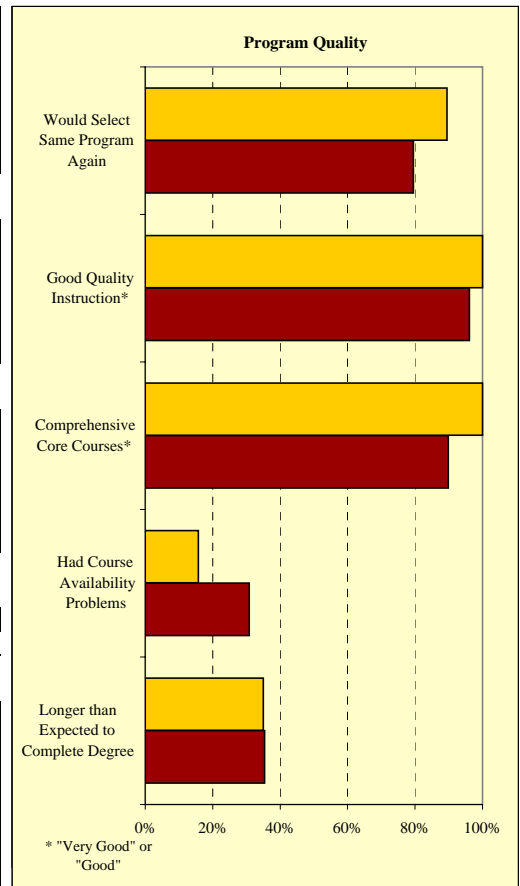
10. Quality of Instruction:	16.0901		UVIC	
Very Good	9	45%	564	35%
Good	11	55%	1,003	62%
Poor	-	0%	60	4%
Very Poor	-	0%	3	0%
Total	20	100%	1,630	100%

11. Comprehensiveness of Core Courses:	16.0901		UVIC	
Very Good	8	40%	468	29%
Good	12	60%	982	61%
Poor	-	0%	152	9%
Very Poor	-	0%	11	1%
Total	20	100%	1,613	100%

12. Course Availability:	16.0901		UVIC	
Encountered course availability problems	3	16%	497	31%

13. Degree Completion:	16.0901		UVIC	
Took longer than expected to complete degree	7	35%	580	35%
Top 4 reasons for prolonged degree completion (multiple response question):				
Personal or family reasons	1	7%*	92	10%*
Financial reasons / work	2	13%*	82	9%*
Change of major/program/specialization	-	0%*	82	9%*
Involvement in co-op program extended completion time	-	0%*	101	11%*
Other reason(s)	12	80%*	565	61%*

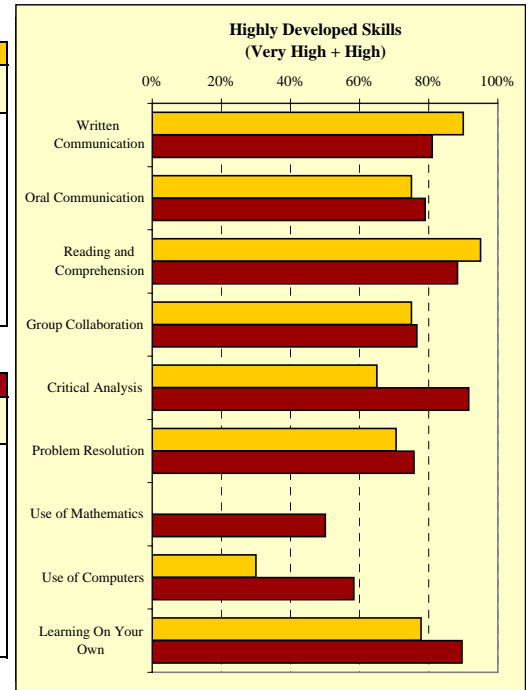
* Percent of total responses, among those who took longer than expected to complete degree



SKILL DEVELOPMENT

14a.

To what degree did program help you develop the following skills?	16.0901					# Resp.
	Very High	High	Low	Very Low		
	Written Communication	40%	50%	10%	0%	
Oral Communication	30%	45%	25%	0%	20	
Reading and Comprehension	45%	50%	5%	0%	20	
Group Collaboration	20%	55%	20%	5%	20	
Critical Analysis	25%	40%	35%	0%	20	
Problem Resolution	18%	53%	29%	0%	17	
Use of Mathematics Appropriate to Field	0%	0%	33%	67%	3	
Use of Computers Appropriate to Field	20%	10%	40%	30%	10	
Learning On Your Own	39%	39%	22%	0%	18	



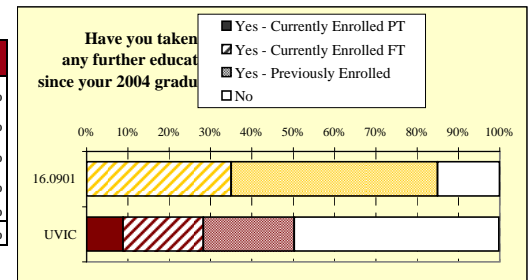
14b.

To what degree did program help you develop the following skills?	UVIC					# Resp.
	Very High	High	Low	Very Low		
	Written Communication	27%	54%	17%	2%	
Oral Communication	23%	56%	19%	2%	1,564	
Reading and Comprehension	34%	55%	10%	1%	1,583	
Group Collaboration	32%	45%	20%	3%	1,556	
Critical Analysis	45%	46%	7%	1%	1,626	
Problem Resolution	21%	55%	21%	3%	1,540	
Use of Mathematics Appropriate to Field	18%	32%	35%	14%	1,116	
Use of Computers Appropriate to Field	19%	39%	32%	10%	1,331	
Learning On Your Own	39%	51%	9%	1%	1,589	

FURTHER EDUCATION

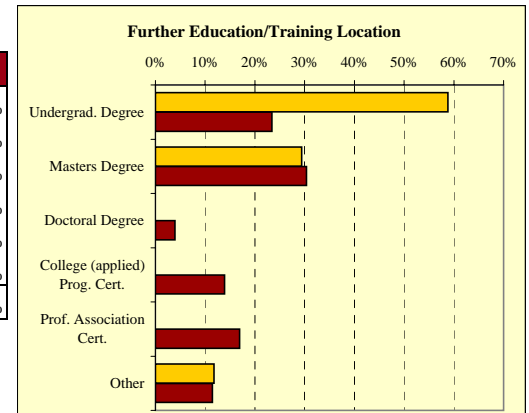
15. Took further education since 2004 graduation

	16.0901	UVIC		
Yes:	17	85%	826	50%
Not currently enrolled	10	50%	360	22%
Currently enrolled full-time	7	35%	319	19%
Currently enrolled part-time	-	0%	145	9%
No	3	15%	814	50%
Total	20	100%	1,640	100%



16. Type of Formal Post-Secondary Education

	16.0901	UVIC		
Undergraduate Degree	10	59%	192	23%
Masters Degree	5	29%	249	30%
Doctoral Degree	-	0%	32	4%
College (applied) Program Certification	-	0%	114	14%
Professional Association Certification	-	0%	139	17%
Other	2	12%	94	11%
Total Respondents	17	100%	820	100%

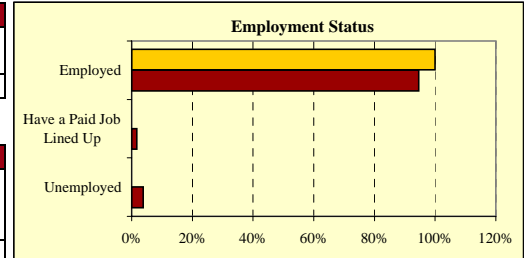


Detailed Summary of Survey Results
University of Victoria
6 Digit CIP: 16.0901: French Language & Literature

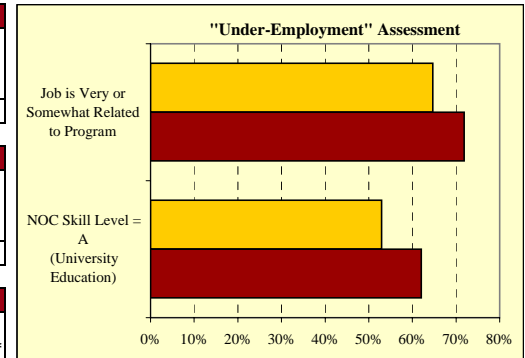
■ UVIC
■ 16.0901

EMPLOYMENT

17. Labour Force Status:	16.0901	UVIC
In Labour Force (working or seeking work)	17 85%	1,458 89%
Not in Labour Force	3 15%	182 11%
Grand Total	20 100%	1,640 100%



18. Employment Status of those IN Labour Force:	16.0901	UVIC
Employed	17 100%	1,379 95%
Have a Paid Job Lined Up	- 0%	24 2%
Unemployed	- 0%	55 4%
Total Labour Force	17 100%	1,458 100%

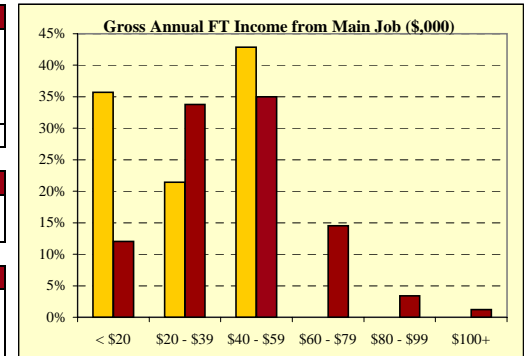


19. Status of Graduates NOT in Labour Force:	16.0901	UVIC
Attending School FT	3 100%	136 75%
Attending School PT	- 0%	7 4%
Other	- 0%	39 21%
Total NOT in Labour Force	3 100%	182 100%

20. Employment Type:	16.0901	UVIC
Paid worker	17 100%	1,261 91%
Self-employed	- 0%	65 5%
Both a paid worker and self-employed	- 0%	53 4%
Total Employed	17 100%	1,379 100%

21. Job Characteristics:	16.0901	UVIC
I hold more than one job	3 18%*	285 21%
My main job is full-time (>= 30 hours per week)	11 69%**	1,095 82%*

* of total employed ** of those who provided data on hours/week worked



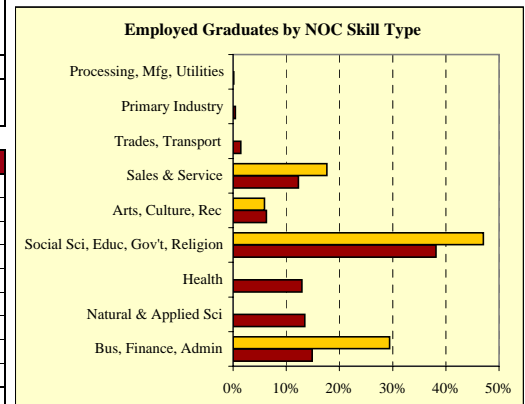
22. How related is your main job to your program?	16.0901	UVIC
Very Related	5 29%	633 46%
Somewhat Related	6 35%	358 26%
Not Very Related	- 0%	177 13%
Not At All Related	6 35%	211 15%
Total	17 100%	1,379 100%

23. "Under-employment" Assessment:	16.0901	UVIC
Job is very or somewhat related to program	11 65%	991 72%
NOC Skill Level = A (University Education)	9 53%	851 62%

* of total valid responses

24. Gross Annual Income from Main Job:*	16.0901	UVIC
Less than \$20,000	5 36%	149 12%
\$20,000 to \$39,999	3 21%	418 34%
\$40,000 to \$59,999	6 43%	433 35%
\$60,000 to \$79,999	- 0%	180 15%
\$80,000 to \$99,999	- 0%	42 3%
\$100,000 and Above	- 0%	15 1%
Total	14 100%	1,237 100%
Median Annual Income (full-time)	\$42,500	\$45,000
Average Annual Income (full-time)	\$38,762	\$46,707

* where data provided



25. NOC Skill Type of Main Job:	16.0901	UVIC
Business, Finance and Administration	5 29%	203 15%
Natural and Applied Sciences and Related	- 0%	184 13%
Health	- 0%	177 13%
Social Sciences, Educ., Gov't Services, Religion	8 47%	522 38%
Arts, Culture, Recreation and Sport	1 6%	86 6%
Sales and Service	3 18%	168 12%
Trades, Transport and Eqp. Operators and Related	- 0%	20 1%
Unique to the Primary Industry	- 0%	6 0%
Unique to Processing, Manufacturing and Utilities	- 0%	2 0%
Total	17 100%	1,368 100%

Detailed Summary of Survey Results

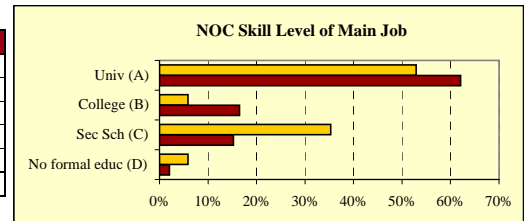
University of Victoria

6 Digit CIP: 16.0901: French Language & Literature

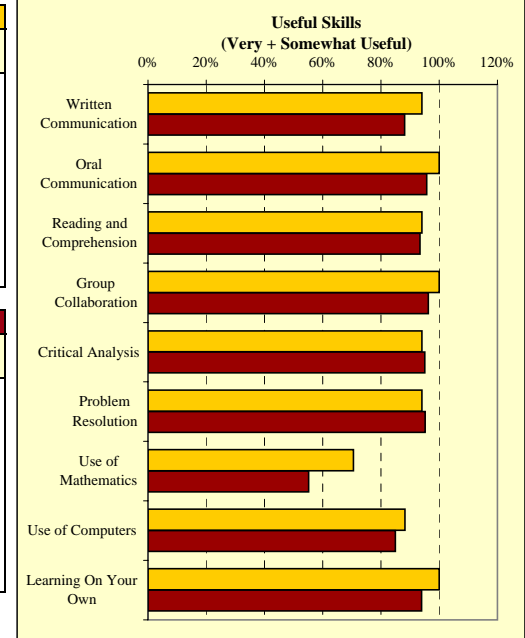
UVIC
16.0901

EMPLOYMENT, continued

26. NOC Skill Level of Main Job:	16.0901	UVIC
A. University education	9 53%	851 62%
B. College education/trade apprenticeship	1 6%	226 16%
C. Secondary school + job-specific training	6 35%	209 15%
D. No formal education	1 6%	28 2%
No skill level assigned (management)	- 0%	57 4%
Total	17 100%	1,371 100%



27a. How useful are the following skills and abilities in doing your main job?	16.0901				
	Very Useful	Somewhat Useful	Not Very Useful	Not at all Useful	# Resp.
Written Communication	71%	24%	0%	6%	17
Oral Communication	82%	18%	0%	0%	17
Reading and Comprehension	65%	29%	0%	5%	17
Group Collaboration	82%	18%	0%	0%	17
Critical Analysis	47%	47%	6%	0%	17
Problem Resolution	71%	24%	6%	0%	17
Use of Mathematics Appropriate to Field	29%	41%	12%	18%	17
Use of Computers Appropriate to Field	65%	24%	6%	6%	17
Learning On Your Own	82%	18%	0%	0%	17



27b. How useful are the following skills and abilities in doing your main job?	UVIC				
	Very Useful	Somewhat Useful	Not Very Useful	Not at all Useful	# Resp.
Written Communication	67%	21%	7%	5%	1,379
Oral Communication	78%	17%	3%	1%	1,378
Reading and Comprehension	70%	24%	4%	2%	1,379
Group Collaboration	80%	17%	3%	1%	1,379
Critical Analysis	76%	19%	3%	2%	1,378
Problem Resolution	77%	19%	4%	1%	1,377
Use of Mathematics Appropriate to Field	21%	34%	24%	20%	1,377
Use of Computers Appropriate to Field	56%	29%	9%	6%	1,378
Learning On Your Own	68%	26%	4%	2%	1,379

28a. Top 10 Full-time Occupations of 16.0901 Graduates:	16.0901		
NOC Skill Level Description	% Employed FT in this Occ.**	Median FT Salary	
4141 A Secondary School Teachers	18%	\$44,000	
4142 A Elem & Kindergarten Teacher	12%	\$42,250	
*			
*			
*			
*			
*			
*			
*			

*data not displayed where n < 2

**percentages cited are of those for whom occupational data was provided, full-time and part-time

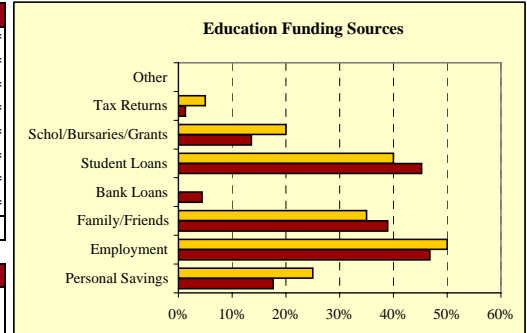
28b. Top 10 Full-time Occupations of Graduates from University of Victoria:	UVIC		
NOC Skill Level Description	% Employed FT in this Occ.**	Median FT Salary	
3152 A Registered Nurses	8%	\$58,000	
4141 A Secondary School Teachers	5%	\$43,000	
4142 A Elem & Kindergarten Teacher	4%	\$41,500	
4112 A Lawyers & Quebec Notaries	3%	\$66,750	
4152 A Social Workers	3%	\$49,000	
2174 A Computer Programmers/Interactive Media Developers	2%	\$53,500	
4212 B Community & Social Srvc Workers	2%	\$35,000	
2132 A Mechanical Engineers	2%	\$55,000	
4165 A Health Policy Researchers	2%	\$52,000	
5124 A Occs in Public Relations & Comm	2%	\$44,000	

*data not displayed where n < 2

**percentages cited are of those for whom occupational data was provided, full-time and part-time

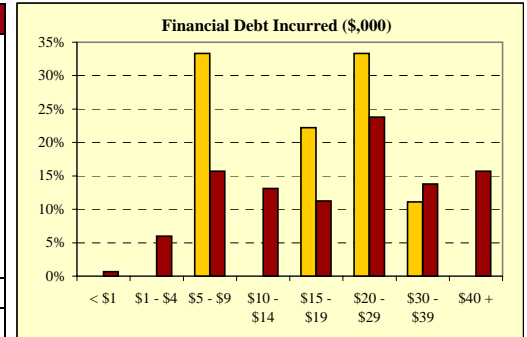
EDUCATION FINANCING

29. Education Funding Sources (2 sources per respondent):	16.0901	UVIC
Personal Savings	5 25%*	289 18%*
Employment	10 50%*	767 47%*
Family/Friends	7 35%*	638 39%*
Bank Loans	- 0%*	72 4%*
Student Loans	8 40%*	742 45%*
Scholarships/Bursaries/Grants	4 20%*	223 14%*
Tax Returns	1 5%*	21 1%*
Other	- 0%*	- 0%*
Total Respondents	20	1,640

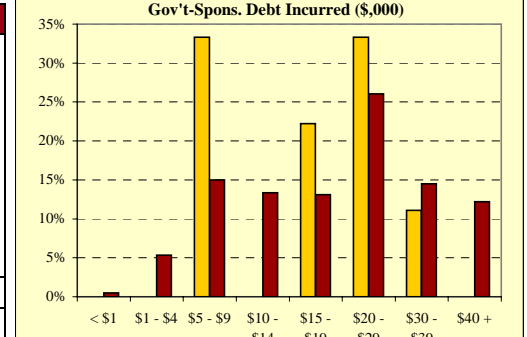


30. Financial Debt Incurred to Finance Univ. Education:	16.0901	UVIC
Incurred any form of financial debt	9 45%*	899 55%
Incurred government-sponsored student loan debt	9 45%*	787 48%

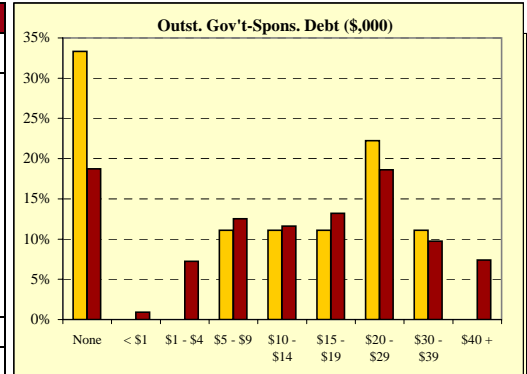
31. Financial Debt Amount:*	16.0901	UVIC
< \$1,000	- 0%	6 1%
\$1,000 to \$4,999	- 0%	54 6%
\$5,000 to \$9,999	3 33%	141 16%
\$10,000 to \$14,999	- 0%	118 13%
\$15,000 to \$19,999	2 22%	101 11%
\$20,000 to \$29,999	3 33%	214 24%
\$30,000 to \$39,999	1 11%	124 14%
\$40,000 or More	- 0%	141 16%
Total	9 100%	899 100%
Median Financial Debt	\$15,000	\$20,000



32. Government-Sponsored Student Loan Debt Amount:*	16.0901	UVIC
< \$1,000	- 0%	4 1%
\$1,000 to \$4,999	- 0%	42 5%
\$5,000 to \$9,999	3 33%	118 15%
\$10,000 to \$14,999	- 0%	105 13%
\$15,000 to \$19,999	2 22%	103 13%
\$20,000 to \$29,999	3 33%	205 26%
\$30,000 to \$39,999	1 11%	114 14%
\$40,000 or More	- 0%	96 12%
Total	9 100%	787 100%
Median Gov't-Sponsored Student Loan Debt	\$15,000	\$20,000



33. Outstanding Gov't-Sponsored Loan Debt Amount:*	16.0901	UVIC
None - Loan repaid in full	3 33%	142 19%
< \$1,000	- 0%	7 1%
\$1,000 to \$4,999	- 0%	55 7%
\$5,000 to \$9,999	1 11%	95 13%
\$10,000 to \$14,999	1 11%	88 12%
\$15,000 to \$19,999	1 11%	100 13%
\$20,000 to \$29,999	2 22%	141 19%
\$30,000 to \$39,999	1 11%	74 10%
\$40,000 or More	- 0%	56 7%
Total	9 100%	758 100%
Median Gov't-Sponsored Loan Debt Outstanding	\$14,000	\$14,000



*includes only cases where government-sponsored debt was incurred, and valid "amount remaining" was provided

SPECIAL SECTION ON INTERNATIONAL EDUCATION

42. In your employment since graduation, how important has it been for you to understand the following international skills/issues?

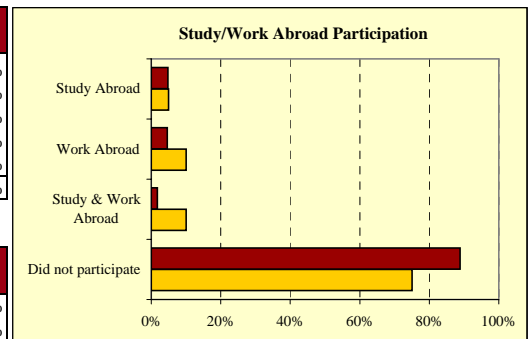
International Skill	16.0901						UVIC					
	Very Important	Important	Not Very Important	Not at all Important	Not Applicable	Total Resp.	Very Important	Important	Not Very Important	Not at all Important	Not Applicable	Total Resp.
Speak a second language	75%	20%	5%	0%	0%	20	15%	19%	31%	33%	2%	1633
International Business Practices	15%	25%	40%	20%	0%	20	11%	23%	33%	33%	0%	1604
Global Issues	45%	35%	15%	5%	0%	20	27%	37%	22%	14%	0%	1609
Interconnections between local and global issues	50%	40%	10%	0%	0%	20	30%	40%	18%	12%	0%	1608
Knowledge and traditions of other countries and cultures	50%	45%	0%	5%	0%	20	40%	32%	17%	12%	0%	1609

43. How helpful was the institution in preparing you with the following international skills?

International Skill	16.0901						UVIC					
	Very Helpful	Helpful	Not Very Helpful	Not at all Helpful	Not Applicable	Total Resp.	Very Helpful	Helpful	Not Very Helpful	Not at all Helpful	Not Applicable	Total Resp.
Speak a second language	55%	30%	10%	0%	5%	20	6%	11%	18%	18%	47%	1636
International Business Practices	5%	20%	45%	30%	0%	20	6%	18%	32%	44%	0%	1604
Global Issues	25%	25%	45%	5%	0%	20	24%	43%	20%	12%	0%	1630
Interconnections between local and global issues	15%	35%	45%	5%	0%	20	22%	46%	21%	10%	0%	1627
Knowledge and traditions of other countries and cultures	25%	50%	25%	0%	0%	20	25%	45%	20%	10%	0%	1624

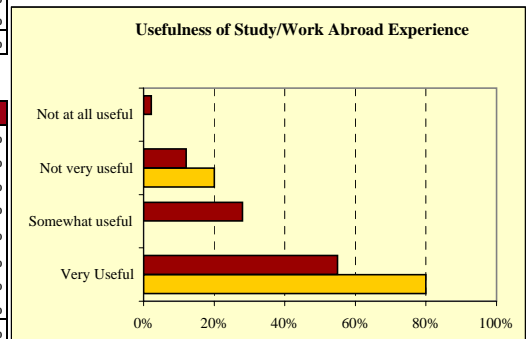
44. Did you study or work abroad during your program?

	16.0901	UVIC
Yes:		
Study Abroad	5	25%
Work Abroad	1	5%
Study and work abroad	2	10%
No	15	75%
Total	20	100%



45. Usefulness of study or work abroad experiences to current job:*

	16.0901	UVIC
Very Useful	4	80%
Somewhat useful	-	0%
Not very useful	1	20%
Not at all useful	-	0%
Total	5	100%



46. Reasons why you did not study or work abroad:

	16.0901	UVIC
Not aware these opportunities exist	-	0%
Financial reasons	4	27%
Extended degree completion time	1	7%
Personal reasons (i.e. employment, family)	2	13%
No opportunities/Limited opportunities	1	7%
Not interested/ relevant/ required/ attractive	2	13%
Conflicts with schooling (course load too heavy)	4	27%
Other	1	7%
Total	15	100%