

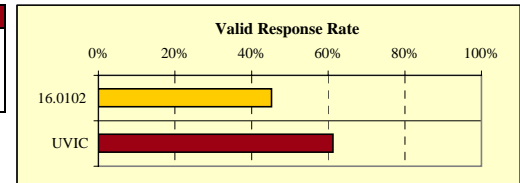
B.C. University Student Outcomes 2006 Survey of 2004 Baccalaureate Graduates

Detailed Summary of Survey Results
University of Victoria
6 Digit CIP: 16.0102: Linguistics

■ UVIC
■ 16.0102

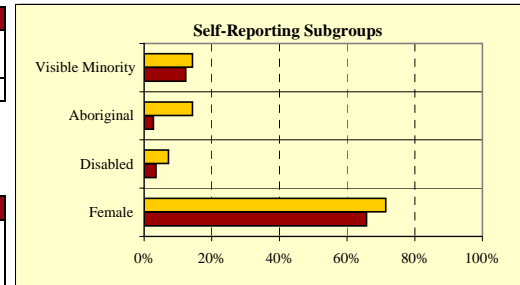
RESPONSE RATE

1. Survey Response Rate:	16.0102	UVIC
2004 Baccalaureate Graduates Survey Cohort	36	2,947
Net Frame	31	2,679
Survey Respondents and Valid Response Rate	14	1,640
	45%	61%



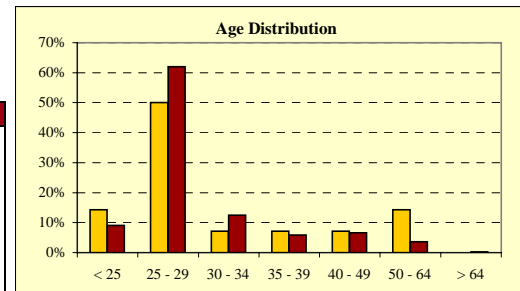
DEMOGRAPHIC INFORMATION

2. Gender:	16.0102	UVIC
Male	4	561
Female	10	1,079
Total	14	1,640
	100%	100%

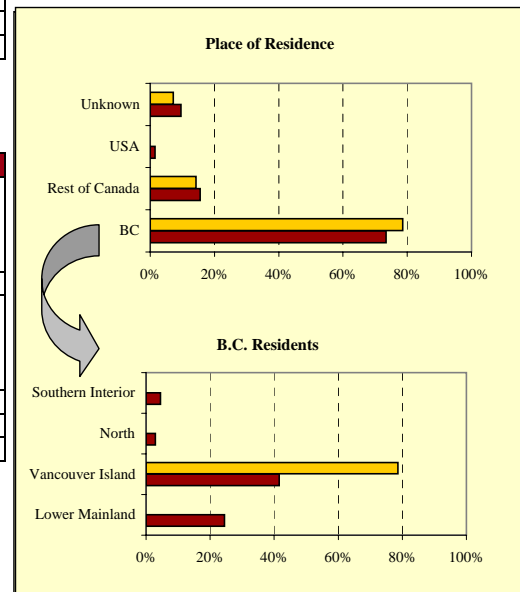


3. Self-Reporting Subgroups:	16.0102	UVIC
Disabled	1	58
Aboriginal	2	45
Visible Minority	2	201
	7%	14%
	14%	3%
	14%	12%

4. Age (at time of survey):	16.0102	UVIC
< 25	2	149
25 to 29	7	1,016
30 to 34	1	205
35 to 39	1	97
40 to 49	1	109
50 to 64	2	60
> 64	-	4
Unknown	-	-
Total	14	1,640
Mean Age:	30.5	29.3



5. Place of Residence (at time of survey):	16.0102	UVIC
BC - Lower Mainland	-	402
BC - Vancouver Island	11	682
BC - North	-	47
BC - Southern Interior	-	73
BC Subtotal	11	1,204
Canada - Alberta	1	116
Canada - Ontario	-	92
Canada - Other	1	47
U.S.A.	-	24
Non-BC Subtotal	2	279
Unknown	1	157
Total	14	1,640

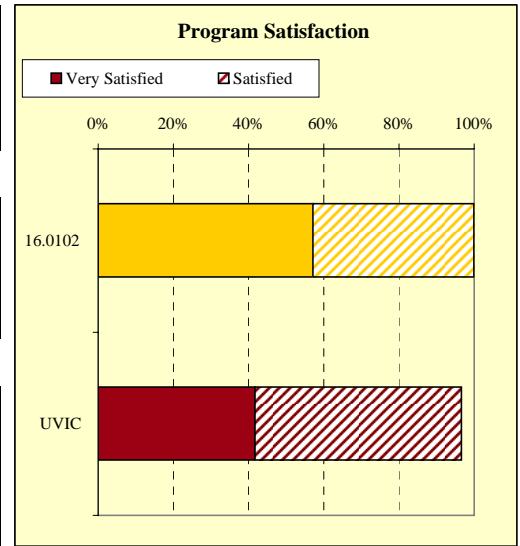


EDUCATION EVALUATION AND SKILL DEVELOPMENT

6. Usefulness of Knowledge, Skills, and Abilities Acquired during Program in Work:	16.0102	UVIC
Very Useful	2 22%	639 46%
Somewhat Useful	4 44%	546 40%
Not Very Useful	1 11%	135 10%
Not at All Useful	2 22%	57 4%

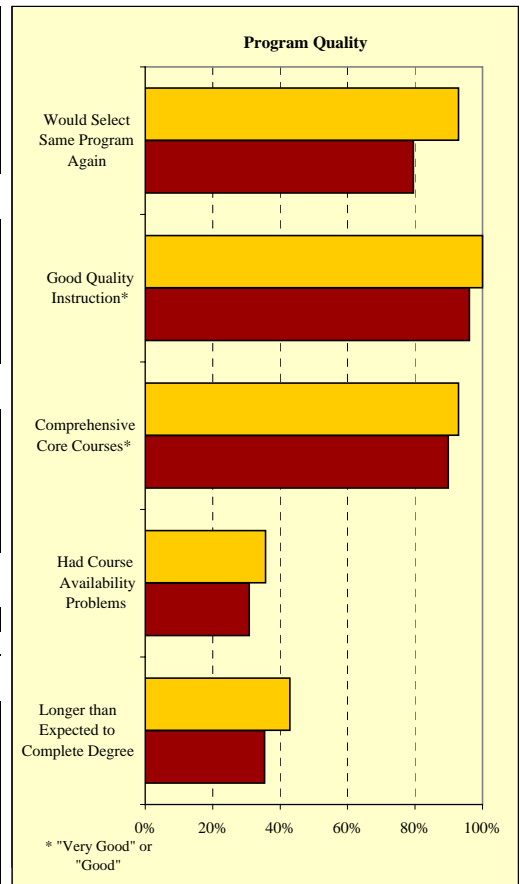
7. Usefulness of Knowledge, Skills, and Abilities Acquired during Program in Day-to-day Life:	16.0102	UVIC
Very Useful	3 33%	481 35%
Somewhat Useful	5 56%	707 51%
Not Very Useful	1 11%	156 11%
Not at All Useful	- 0%	34 2%

8. Program Satisfaction:	16.0102	UVIC
Very Satisfied	8 57%	683 42%
Satisfied	6 43%	901 55%
Dissatisfied	- 0%	45 3%
Very Dissatisfied	- 0%	9 1%
Total	14 100%	1638 100%



9. Would you select the same program again?	16.0102	UVIC
Yes	13 93%	1,247 79%
No, because . . . (multiple response question)	1	322
. . . interests have changed	- 0%*	92 17%*
. . . courses were not practical	- 0%*	123 23%*
. . . little or no career opportunities	1 100%*	109 21%*
. . . other	- 0%*	203 39%*

* Percent of total responses, among those who would not take program again



* "Very Good" or "Good"

10. Quality of Instruction:	16.0102	UVIC
Very Good	8 57%	564 35%
Good	6 43%	1,003 62%
Poor	- 0%	60 4%
Very Poor	- 0%	3 0%
Total	14 100%	1,630 100%

11. Comprehensiveness of Core Courses:	16.0102	UVIC
Very Good	7 50%	468 29%
Good	6 43%	982 61%
Poor	1 7%	152 9%
Very Poor	- 0%	11 1%
Total	14 100%	1,613 100%

12. Course Availability:	16.0102	UVIC
Encountered course availability problems	5 36%	497 31%

13. Degree Completion:	16.0102	UVIC
Took longer than expected to complete degree	6 43%	580 35%
Top 4 reasons for prolonged degree completion (multiple response question):		
Personal or family reasons	2 33%*	92 10%*
Financial reasons / work	- 0%*	82 9%*
Change of major/program/specialization	2 33%*	82 9%*
Involvement in co-op program extended completion time	- 0%*	101 11%*
Other reason(s)	2 33%*	565 61%*

* Percent of total responses, among those who took longer than expected to complete degree

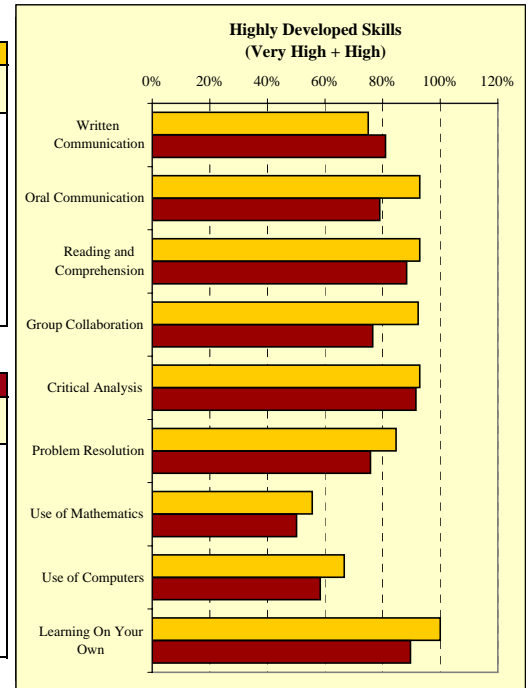
SKILL DEVELOPMENT

14a.

To what degree did program help you develop the following skills?	16.0102					# Resp.
	Very High	High	Low	Very Low		
	Written Communication	33%	42%	25%	0%	
Oral Communication	7%	86%	7%	0%	14	
Reading and Comprehension	21%	71%	7%	0%	14	
Group Collaboration	38%	54%	8%	0%	13	
Critical Analysis	71%	21%	7%	0%	14	
Problem Resolution	31%	54%	15%	0%	13	
Use of Mathematics Appropriate to Field	11%	44%	33%	11%	9	
Use of Computers Appropriate to Field	33%	33%	22%	11%	9	
Learning On Your Own	36%	64%	0%	0%	14	

14b.

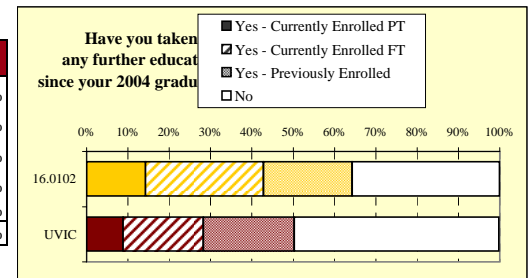
To what degree did program help you develop the following skills?	UVIC					# Resp.
	Very High	High	Low	Very Low		
	Written Communication	27%	54%	17%	2%	
Oral Communication	23%	56%	19%	2%	1,564	
Reading and Comprehension	34%	55%	10%	1%	1,583	
Group Collaboration	32%	45%	20%	3%	1,556	
Critical Analysis	45%	46%	7%	1%	1,626	
Problem Resolution	21%	55%	21%	3%	1,540	
Use of Mathematics Appropriate to Field	18%	32%	35%	14%	1,116	
Use of Computers Appropriate to Field	19%	39%	32%	10%	1,331	
Learning On Your Own	39%	51%	9%	1%	1,589	



FURTHER EDUCATION

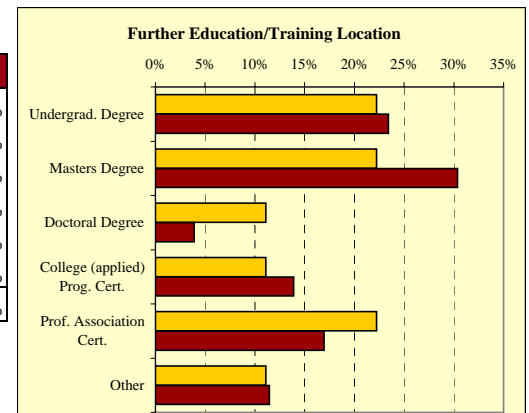
15.

Took further education since 2004 graduation	16.0102	UVIC
Yes:	9	826
Not currently enrolled	3	360
Currently enrolled full-time	4	319
Currently enrolled part-time	2	145
No	5	814
Total	14	1,640



16.

Type of Formal Post-Secondary Education	16.0102	UVIC
Undergraduate Degree	2	192
Masters Degree	2	249
Doctoral Degree	1	32
College (applied) Program Certification	1	114
Professional Association Certification	2	139
Other	1	94
Total Respondents	9	820

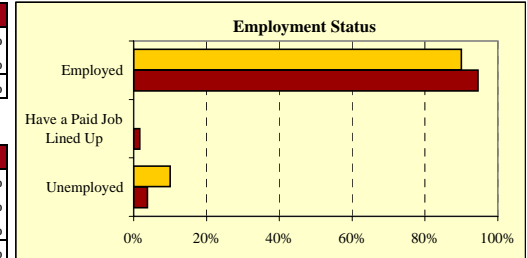


Detailed Summary of Survey Results
University of Victoria
6 Digit CIP: 16.0102: Linguistics

■ UVIC
■ 16.0102

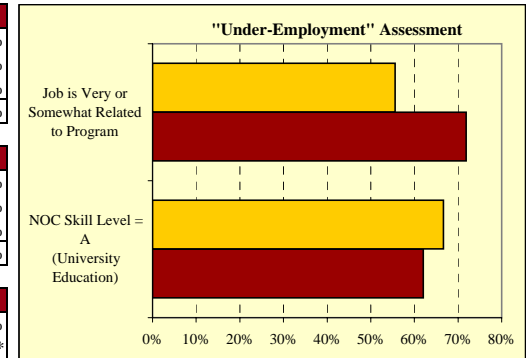
EMPLOYMENT

17. Labour Force Status:	16.0102	UVIC
In Labour Force (working or seeking work)	10 71%	1,458 89%
Not in Labour Force	4 29%	182 11%
Grand Total	14 100%	1,640 100%



18. Employment Status of those IN Labour Force:	16.0102	UVIC
Employed	9 90%	1,379 95%
Have a Paid Job Lined Up	- 0%	24 2%
Unemployed	1 10%	55 4%
Total Labour Force	10 100%	1,458 100%

19. Status of Graduates NOT in Labour Force:	16.0102	UVIC
Attending School FT	3 75%	136 75%
Attending School PT	- 0%	7 4%
Other	1 25%	39 21%
Total NOT in Labour Force	4 100%	182 100%

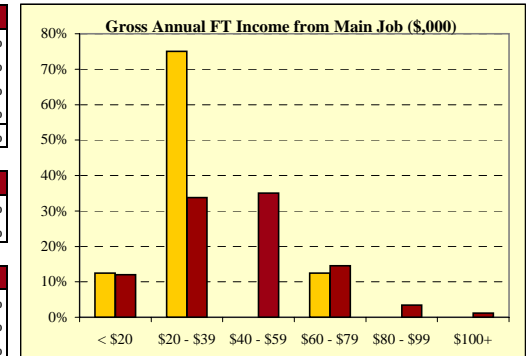


20. Employment Type:	16.0102	UVIC
Paid worker	8 89%	1,261 91%
Self-employed	- 0%	65 5%
Both a paid worker and self-employed	1 11%	53 4%
Total Employed	9 100%	1,379 100%

21. Job Characteristics:	16.0102	UVIC
I hold more than one job	1 11%*	285 21%
My main job is full-time (>= 30 hours per week)	5 63%**	1,095 82%*

* of total employed ** of those who provided data on hours/week worked

22. How related is your main job to your program?	16.0102	UVIC
Very Related	1 11%	633 46%
Somewhat Related	4 44%	358 26%
Not Very Related	2 22%	177 13%
Not At All Related	2 22%	211 15%
Total	9 100%	1,379 100%



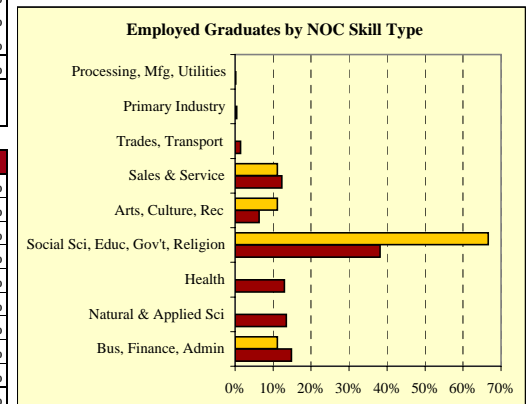
23. "Under-employment" Assessment:	16.0102	UVIC
Job is very or somewhat related to program	5 56%	991 72%
NOC Skill Level = A (University Education)	6 67%	851 62%

* of total valid responses

24. Gross Annual Income from Main Job:*	16.0102	UVIC
Less than \$20,000	1 13%	149 12%
\$20,000 to \$39,999	6 75%	418 34%
\$40,000 to \$59,999	- 0%	433 35%
\$60,000 to \$79,999	1 13%	180 15%
\$80,000 to \$99,999	- 0%	42 3%
\$100,000 and Above	- 0%	15 1%
Total	8 100%	1,237 100%
Median Annual Income (full-time)	\$30,000	\$45,000
Average Annual Income (full-time)	\$35,012	\$46,707

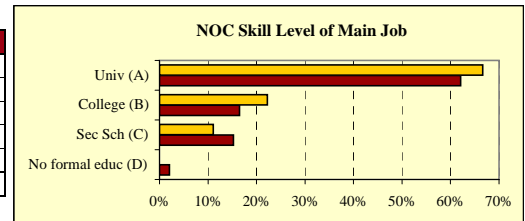
* where data provided

25. NOC Skill Type of Main Job:	16.0102	UVIC
Business, Finance and Administration	1 11%	203 15%
Natural and Applied Sciences and Related	- 0%	184 13%
Health	- 0%	177 13%
Social Sciences, Educ., Gov't Services, Religion	6 67%	522 38%
Arts, Culture, Recreation and Sport	1 11%	86 6%
Sales and Service	1 11%	168 12%
Trades, Transport and Eqp. Operators and Related	- 0%	20 1%
Unique to the Primary Industry	- 0%	6 0%
Unique to Processing, Manufacturing and Utilities	- 0%	2 0%
Total	9 100%	1,368 100%

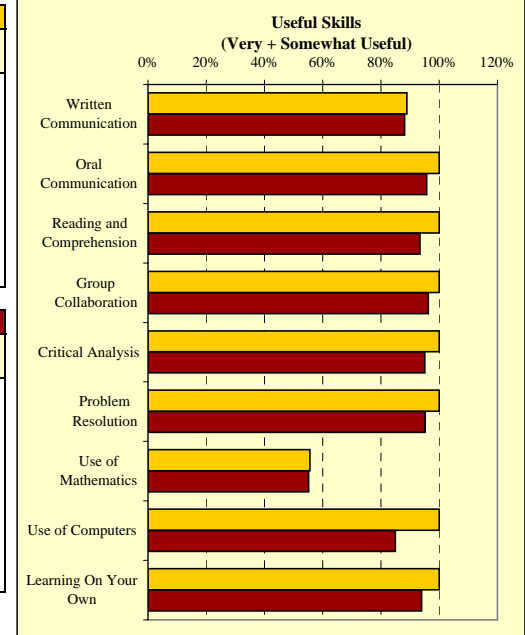


EMPLOYMENT, continued

26. NOC Skill Level of Main Job:	16.0102		UVIC	
A. University education	6	67%	851	62%
B. College education/trade apprenticeship	2	22%	226	16%
C. Secondary school + job-specific training	1	11%	209	15%
D. No formal education	-	0%	28	2%
No skill level assigned (management)	-	0%	57	4%
Total	9	100%	1,371	100%



27a. How useful are the following skills and abilities in doing your main job?	16.0102					# Resp.
	Very Useful	Somewhat Useful	Not Very Useful	Not at all Useful		
Written Communication	44%	44%	11%	0%	9	
Oral Communication	100%	0%	0%	0%	9	
Reading and Comprehension	67%	33%	0%	0%	9	
Group Collaboration	100%	0%	0%	0%	9	
Critical Analysis	56%	44%	0%	0%	9	
Problem Resolution	89%	11%	0%	0%	9	
Use of Mathematics Appropriate to Field	11%	44%	33%	11%	9	
Use of Computers Appropriate to Field	56%	44%	0%	0%	9	
Learning On Your Own	56%	44%	0%	0%	9	



27b. How useful are the following skills and abilities in doing your main job?	UVIC					# Resp.
	Very Useful	Somewhat Useful	Not Very Useful	Not at all Useful		
Written Communication	67%	21%	7%	5%	1,379	
Oral Communication	78%	17%	3%	1%	1,378	
Reading and Comprehension	70%	24%	4%	2%	1,379	
Group Collaboration	80%	17%	3%	1%	1,379	
Critical Analysis	76%	19%	3%	2%	1,378	
Problem Resolution	77%	19%	4%	1%	1,377	
Use of Mathematics Appropriate to Field	21%	34%	24%	20%	1,377	
Use of Computers Appropriate to Field	56%	29%	9%	6%	1,378	
Learning On Your Own	68%	26%	4%	2%	1,379	

28a. Top 10 Full-time Occupations of 16.0102 Graduates:	16.0102	
NOC Skill Level Description	% Employed FT in this Occ.**	Median FT Salary
*		
*		
*		
*		
*		
*		
*		
*		
*		
*		

*data not displayed where n < 2

**percentages cited are of those for whom occupational data was provided, full-time and part-time

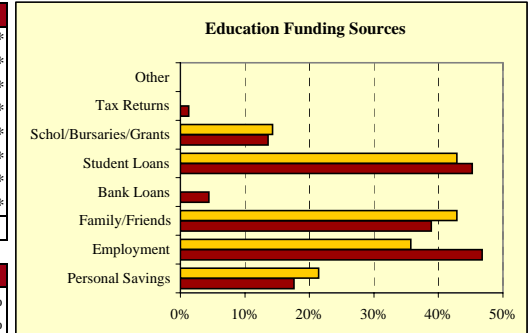
28b. Top 10 Full-time Occupations of Graduates from University of Victoria:	UVIC	
NOC Skill Level Description	% Employed FT in this Occ.**	Median FT Salary
3152 A Registered Nurses	8%	\$58,000
4141 A Secondary School Teachers	5%	\$43,000
4142 A Elem & Kindergarten Teacher	4%	\$41,500
4112 A Lawyers & Quebec Notaries	3%	\$66,750
4152 A Social Workers	3%	\$49,000
2174 A Computer Programmers/Interactive Media Developers	2%	\$53,500
4212 B Community & Social Srvc Workers	2%	\$35,000
2132 A Mechanical Engineers	2%	\$55,000
4165 A Health Policy Researchers	2%	\$52,000
5124 A Occs in Public Relations & Comm	2%	\$44,000

*data not displayed where n < 2

**percentages cited are of those for whom occupational data was provided, full-time and part-time

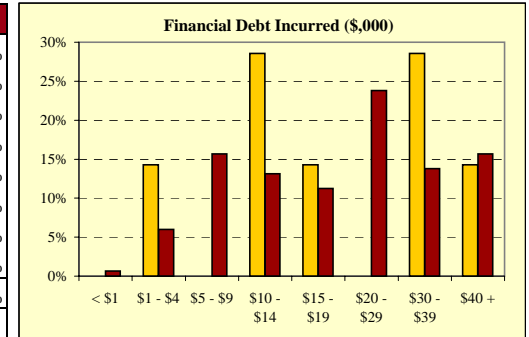
EDUCATION FINANCING

29. Education Funding Sources (2 sources per respondent):	16.0102	UVIC
Personal Savings	3 21%*	289 18%*
Employment	5 36%*	767 47%*
Family/Friends	6 43%*	638 39%*
Bank Loans	- 0%*	72 4%*
Student Loans	6 43%*	742 45%*
Scholarships/Bursaries/Grants	2 14%*	223 14%*
Tax Returns	- 0%*	21 1%*
Other	- 0%*	- 0%*
Total Respondents	14	1,640

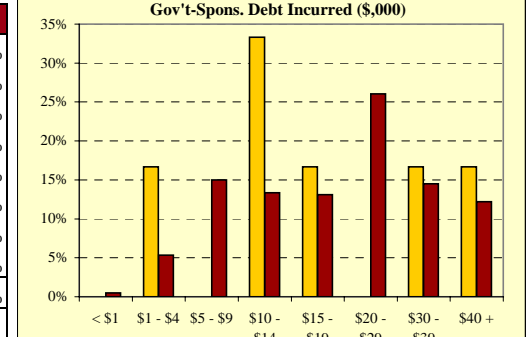


30. Financial Debt Incurred to Finance Univ. Education:	16.0102	UVIC
Incurred any form of financial debt	7 50%*	899 55%
Incurred government-sponsored student loan debt	6 43%*	787 48%

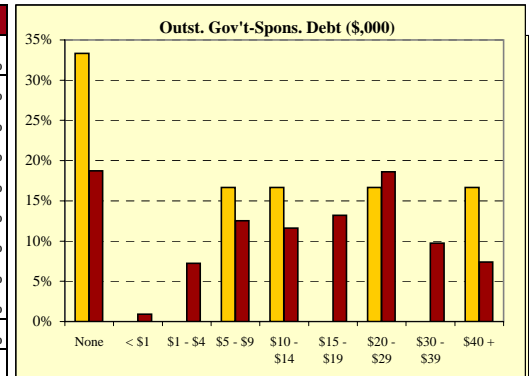
31. Financial Debt Amount:*	16.0102	UVIC
< \$1,000	- 0%	6 1%
\$1,000 to \$4,999	1 14%	54 6%
\$5,000 to \$9,999	- 0%	141 16%
\$10,000 to \$14,999	2 29%	118 13%
\$15,000 to \$19,999	1 14%	101 11%
\$20,000 to \$29,999	- 0%	214 24%
\$30,000 to \$39,999	2 29%	124 14%
\$40,000 or More	1 14%	141 16%
Total	7	899
Median Financial Debt	\$15,000	\$20,000



32. Government-Sponsored Student Loan Debt Amount:*	16.0102	UVIC
< \$1,000	- 0%	4 1%
\$1,000 to \$4,999	1 17%	42 5%
\$5,000 to \$9,999	- 0%	118 15%
\$10,000 to \$14,999	2 33%	105 13%
\$15,000 to \$19,999	1 17%	103 13%
\$20,000 to \$29,999	- 0%	205 26%
\$30,000 to \$39,999	1 17%	114 14%
\$40,000 or More	1 17%	96 12%
Total	6	787
Median Gov't-Sponsored Student Loan Debt	\$13,000	\$20,000



33. Outstanding Gov't-Sponsored Loan Debt Amount:*	16.0102	UVIC
None - Loan repaid in full	2 33%	142 19%
< \$1,000	- 0%	7 1%
\$1,000 to \$4,999	- 0%	55 7%
\$5,000 to \$9,999	1 17%	95 13%
\$10,000 to \$14,999	1 17%	88 12%
\$15,000 to \$19,999	- 0%	100 13%
\$20,000 to \$29,999	1 17%	141 19%
\$30,000 to \$39,999	- 0%	74 10%
\$40,000 or More	1 17%	56 7%
Total	6	758
Median Gov't-Sponsored Loan Debt Outstanding	\$9,000	\$14,000



*includes only cases where government-sponsored debt was incurred, and valid "amount remaining" was provided

SPECIAL SECTION ON INTERNATIONAL EDUCATION

42. In your employment since graduation, how important has it been for you to understand the following international skills/issues?

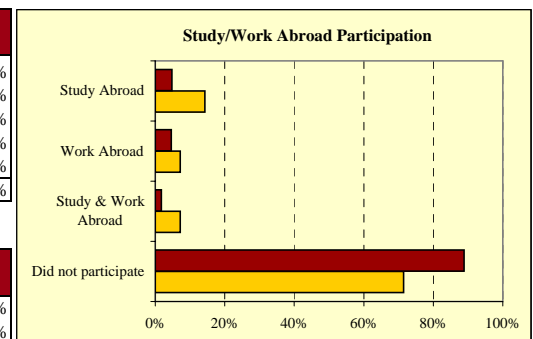
International Skill	16.0102						UVIC					
	Very Important	Important	Not Very Important	Not at all Important	Not Applicable	Total Resp.	Very Important	Important	Not Very Important	Not at all Important	Not Applicable	Total Resp.
Speak a second language	38%	8%	15%	31%	8%	13	15%	19%	31%	33%	2%	1633
International Business Practices	33%	17%	25%	25%	0%	12	11%	23%	33%	33%	0%	1604
Global Issues	50%	25%	0%	25%	0%	12	27%	37%	22%	14%	0%	1609
Interconnections between local and global issues	42%	33%	8%	17%	0%	12	30%	40%	18%	12%	0%	1608
Knowledge and traditions of other countries and cultures	75%	17%	0%	8%	0%	12	40%	32%	17%	12%	0%	1609

43. How helpful was the institution in preparing you with the following international skills?

International Skill	16.0102						UVIC					
	Very Helpful	Helpful	Not Very Helpful	Not at all Helpful	Not Applicable	Total Resp.	Very Helpful	Helpful	Not Very Helpful	Not at all Helpful	Not Applicable	Total Resp.
Speak a second language	21%	36%	7%	21%	14%	14	6%	11%	18%	18%	47%	1636
International Business Practices	7%	14%	43%	36%	0%	14	6%	18%	32%	44%	0%	1604
Global Issues	36%	29%	21%	14%	0%	14	24%	43%	20%	12%	0%	1630
Interconnections between local and global issues	14%	43%	29%	14%	0%	14	22%	46%	21%	10%	0%	1627
Knowledge and traditions of other countries and cultures	23%	62%	15%	0%	0%	13	25%	45%	20%	10%	0%	1624

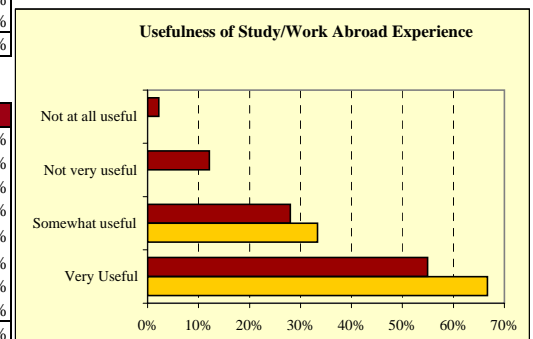
44. Did you study or work abroad during your program?

	16.0102	UVIC
Yes:		
Study Abroad	4	29%
Work Abroad	2	14%
Study and work abroad	1	7%
Study and work abroad	1	7%
No	10	71%
Total	14	100%



45. Usefulness of study or work abroad experiences to current job:*

	16.0102	UVIC
Very Useful	2	67%
Somewhat useful	1	33%
Not very useful	-	0%
Not at all useful	-	0%
Total	3	100%



46. Reasons why you did not study or work abroad:

	16.0102	UVIC
Not aware these opportunities exist	1	10%
Financial reasons	1	10%
Extended degree completion time	1	10%
Personal reasons (i.e. employment, family)	1	10%
No opportunities/Limited opportunities	2	20%
Not interested/ relevant/ required/ attractive	2	20%
Conflicts with schooling (course load too heavy)	1	10%
Other	1	10%
Total	10	100%