

B.C. University Student Outcomes 2006 Survey of 2004 Baccalaureate Graduates

Detailed Summary of Survey Results

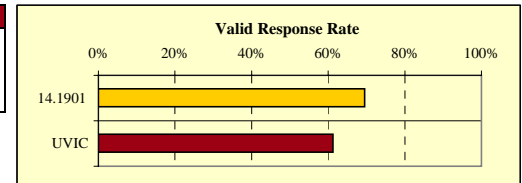
University of Victoria

6 Digit CIP: 14.1901: Mechanical Engineering

■ UVIC
■ 14.1901

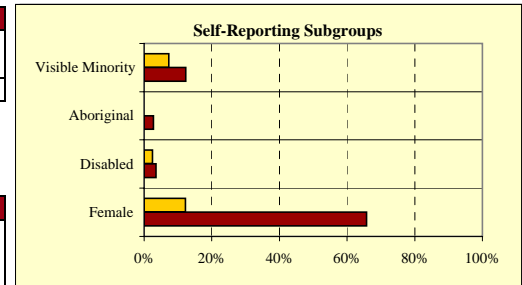
RESPONSE RATE

1. Survey Response Rate:	14.1901	UVIC
2004 Baccalaureate Graduates Survey Cohort	63	2,947
Net Frame	59	2,679
Survey Respondents and Valid Response Rate	41	1,640
	69%	61%



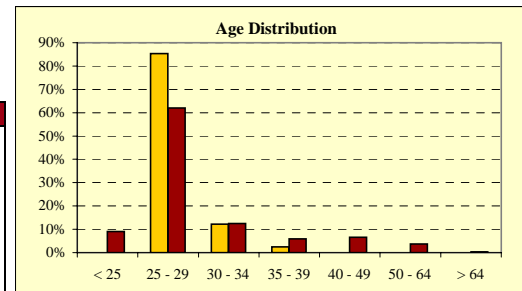
DEMOGRAPHIC INFORMATION

2. Gender:	14.1901	UVIC
Male	36	561
Female	5	1,079
Total	41	1,640
	100%	100%

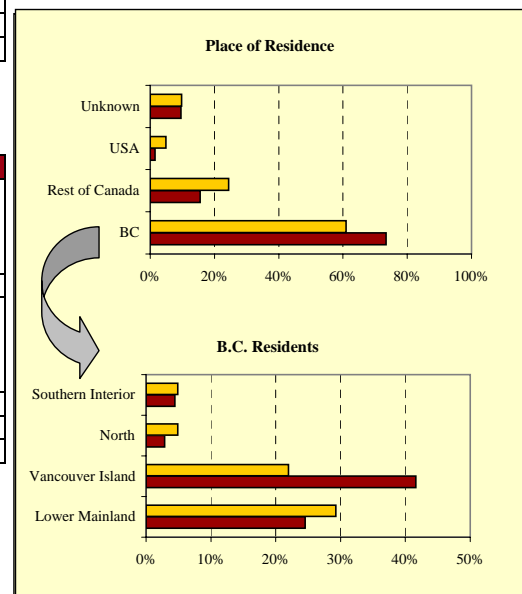


3. Self-Reporting Subgroups:	14.1901	UVIC
Disabled	1	58
Aboriginal	-	45
Visible Minority	3	201
	2%	4%
	0%	3%
	7%	12%

4. Age (at time of survey):	14.1901	UVIC
< 25	-	149
25 to 29	35	1,016
30 to 34	5	205
35 to 39	1	97
40 to 49	-	109
50 to 64	-	60
> 64	-	4
Unknown	-	-
Total	41	1,640
Mean Age:	27.8	29.3



5. Place of Residence (at time of survey):	14.1901	UVIC
BC - Lower Mainland	12	402
BC - Vancouver Island	9	682
BC - North	2	47
BC - Southern Interior	2	73
BC Subtotal	25	1,204
Canada - Alberta	6	116
Canada - Ontario	1	92
Canada - Other	3	47
U.S.A.	2	24
Non-BC Subtotal	12	279
Unknown	4	157
Total	41	1,640

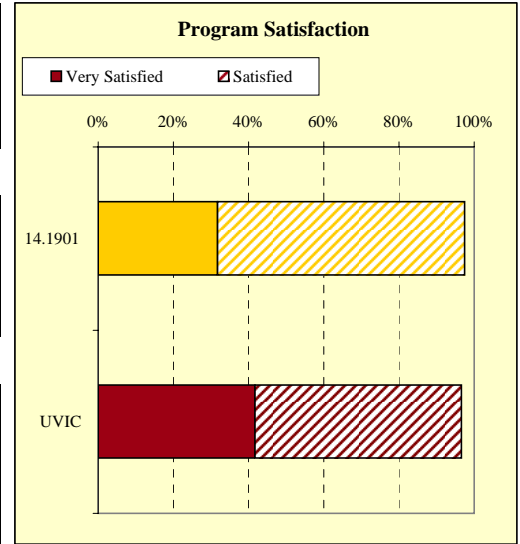


EDUCATION EVALUATION AND SKILL DEVELOPMENT

6. Usefulness of Knowledge, Skills, and Abilities Acquired during Program in Work:	14.1901	UVIC
Very Useful	15 41%	639 46%
Somewhat Useful	19 51%	546 40%
Not Very Useful	3 8%	135 10%
Not at All Useful	- 0%	57 4%

7. Usefulness of Knowledge, Skills, and Abilities Acquired during Program in Day-to-day Life:	14.1901	UVIC
Very Useful	10 27%	481 35%
Somewhat Useful	20 54%	707 51%
Not Very Useful	6 16%	156 11%
Not at All Useful	1 3%	34 2%

8. Program Satisfaction:	14.1901	UVIC
Very Satisfied	13 32%	683 42%
Satisfied	27 66%	901 55%
Dissatisfied	1 2%	45 3%
Very Dissatisfied	- 0%	9 1%
Total	41 100%	1638 100%



9. Would you select the same program again?	14.1901	UVIC
Yes	33 87%	1,247 79%
No, because . . . (multiple response question)	5	322
. . . interests have changed	3 38%*	92 17%*
. . . courses were not practical	1 13%*	123 23%*
. . . little or no career opportunities	2 25%*	109 21%*
. . . other	2 25%*	203 39%*

* Percent of total responses, among those who would not take program again

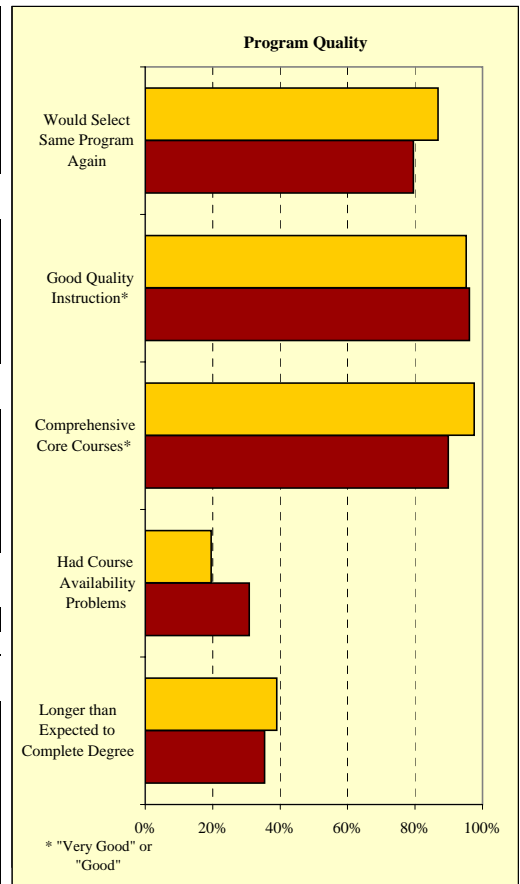
10. Quality of Instruction:	14.1901	UVIC
Very Good	9 22%	564 35%
Good	30 73%	1,003 62%
Poor	2 5%	60 4%
Very Poor	- 0%	3 0%
Total	41 100%	1,630 100%

11. Comprehensiveness of Core Courses:	14.1901	UVIC
Very Good	5 12%	468 29%
Good	35 85%	982 61%
Poor	- 0%	152 9%
Very Poor	1 2%	11 1%
Total	41 100%	1,613 100%

12. Course Availability:	14.1901	UVIC
Encountered course availability problems	8 20%	497 31%

13. Degree Completion:	14.1901	UVIC
Took longer than expected to complete degree	16 39%	580 35%
Top 4 reasons for prolonged degree completion (multiple response question):		
Personal or family reasons	1 5%*	92 10%*
Financial reasons / work	- 0%*	82 9%*
Change of major/program/specialization	2 10%*	82 9%*
Involvement in co-op program extended completion time	4 20%*	101 11%*
Other reason(s)	13 65%*	565 61%*

* Percent of total responses, among those who took longer than expected to complete degree



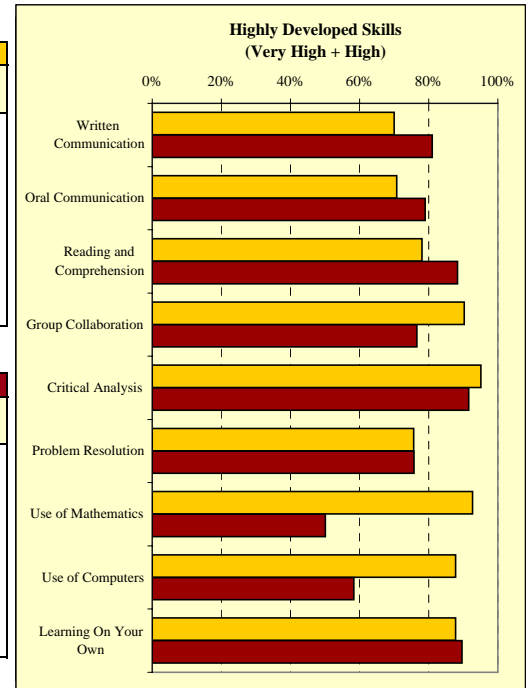
SKILL DEVELOPMENT

14a.

To what degree did program help you develop the following skills?	14.1901					# Resp.
	Very High	High	Low	Very Low		
	Written Communication	15%	55%	28%	3%	
Oral Communication	10%	61%	27%	2%	41	
Reading and Comprehension	22%	56%	15%	7%	41	
Group Collaboration	39%	51%	7%	2%	41	
Critical Analysis	39%	56%	2%	2%	41	
Problem Resolution	20%	56%	22%	2%	41	
Use of Mathematics Appropriate to Field	68%	24%	5%	2%	41	
Use of Computers Appropriate to Field	39%	49%	7%	5%	41	
Learning On Your Own	29%	59%	10%	2%	41	

14b.

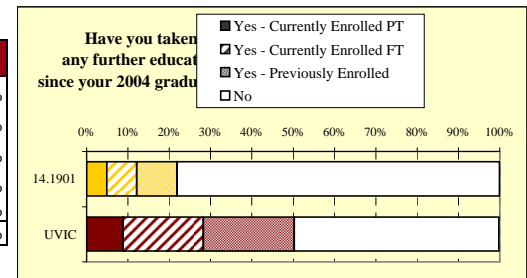
To what degree did program help you develop the following skills?	UVIC					# Resp.
	Very High	High	Low	Very Low		
	Written Communication	27%	54%	17%	2%	
Oral Communication	23%	56%	19%	2%	1,564	
Reading and Comprehension	34%	55%	10%	1%	1,583	
Group Collaboration	32%	45%	20%	3%	1,556	
Critical Analysis	45%	46%	7%	1%	1,626	
Problem Resolution	21%	55%	21%	3%	1,540	
Use of Mathematics Appropriate to Field	18%	32%	35%	14%	1,116	
Use of Computers Appropriate to Field	19%	39%	32%	10%	1,331	
Learning On Your Own	39%	51%	9%	1%	1,589	



FURTHER EDUCATION

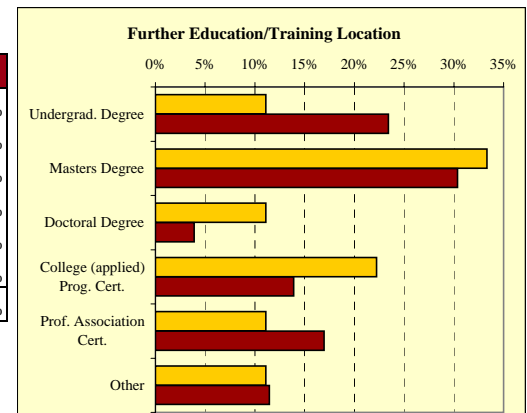
15.

Took further education since 2004 graduation	14.1901	UVIC		
Yes:				
Not currently enrolled	9	22%	826	50%
Currently enrolled full-time	4	10%	360	22%
Currently enrolled part-time	3	7%	319	19%
No	2	5%	145	9%
No	32	78%	814	50%
Total	41	100%	1,640	100%



16.

Type of Formal Post-Secondary Education	14.1901	UVIC		
Undergraduate Degree	1	11%	192	23%
Masters Degree	3	33%	249	30%
Doctoral Degree	1	11%	32	4%
College (applied) Program Certification	2	22%	114	14%
Professional Association Certification	1	11%	139	17%
Other	1	11%	94	11%
Total Respondents	9	100%	820	100%

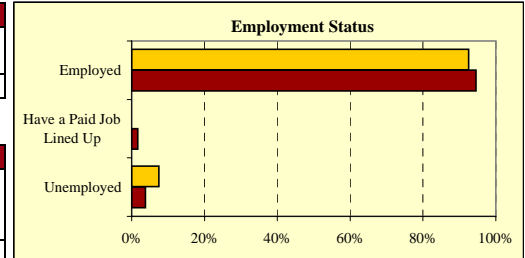


Detailed Summary of Survey Results
University of Victoria
6 Digit CIP: 14.1901: Mechanical Engineering

■ UVIC
■ 14.1901

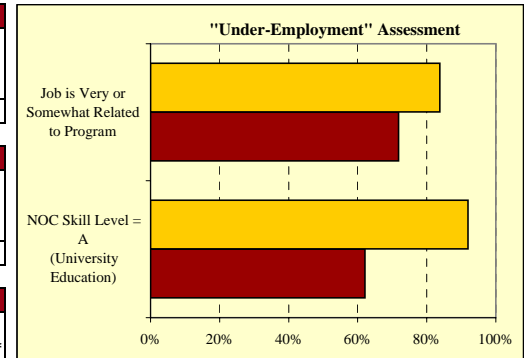
EMPLOYMENT

17. Labour Force Status:	14.1901	UVIC
In Labour Force (working or seeking work)	40 98%	1,458 89%
Not in Labour Force	1 2%	182 11%
Grand Total	41 100%	1,640 100%



18. Employment Status of those IN Labour Force:	14.1901	UVIC
Employed	37 93%	1,379 95%
Have a Paid Job Lined Up	- 0%	24 2%
Unemployed	3 8%	55 4%
Total Labour Force	40 100%	1,458 100%

19. Status of Graduates NOT in Labour Force:	14.1901	UVIC
Attending School FT	1 100%	136 75%
Attending School PT	- 0%	7 4%
Other	- 0%	39 21%
Total NOT in Labour Force	1 100%	182 100%

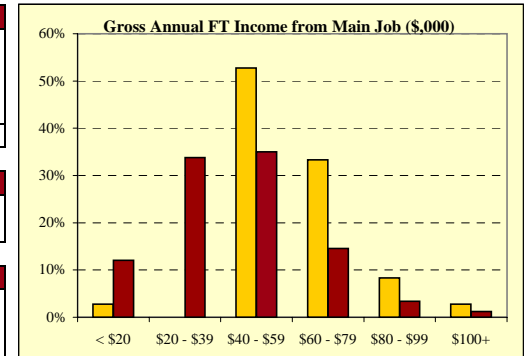


20. Employment Type:	14.1901	UVIC
Paid worker	34 92%	1,261 91%
Self-employed	1 3%	65 5%
Both a paid worker and self-employed	2 5%	53 4%
Total Employed	37 100%	1,379 100%

21. Job Characteristics:	14.1901	UVIC
I hold more than one job	5 14%*	285 21%
My main job is full-time (>= 30 hours per week)	37 100%**	1,095 82%*

* of total employed ** of those who provided data on hours/week worked

22. How related is your main job to your program?	14.1901	UVIC
Very Related	24 65%	633 46%
Somewhat Related	7 19%	358 26%
Not Very Related	6 16%	177 13%
Not At All Related	- 0%	211 15%
Total	37 100%	1,379 100%



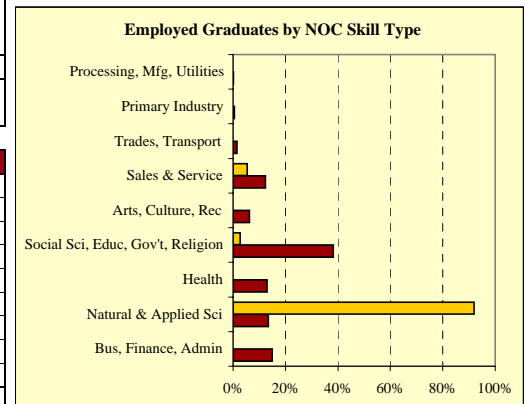
23. "Under-employment" Assessment:	14.1901	UVIC
Job is very or somewhat related to program	31 84%	991 72%
NOC Skill Level = A (University Education)	34 92%	851 62%

* of total valid responses

24. Gross Annual Income from Main Job:*	14.1901	UVIC
Less than \$20,000	1 3%	149 12%
\$20,000 to \$39,999	- 0%	418 34%
\$40,000 to \$59,999	19 53%	433 35%
\$60,000 to \$79,999	12 33%	180 15%
\$80,000 to \$99,999	3 8%	42 3%
\$100,000 and Above	1 3%	15 1%
Total	36 100%	1,237 100%
Median Annual Income (full-time)	\$56,100	\$45,000
Average Annual Income (full-time)	\$59,177	\$46,707

* where data provided

25. NOC Skill Type of Main Job:	14.1901	UVIC
Business, Finance and Administration	- 0%	203 15%
Natural and Applied Sciences and Related	34 92%	184 13%
Health	- 0%	177 13%
Social Sciences, Educ., Gov't Services, Religion	1 3%	522 38%
Arts, Culture, Recreation and Sport	- 0%	86 6%
Sales and Service	2 5%	168 12%
Trades, Transport and Eqp. Operators and Related	- 0%	20 1%
Unique to the Primary Industry	- 0%	6 0%
Unique to Processing, Manufacturing and Utilities	- 0%	2 0%
Total	37 100%	1,368 100%

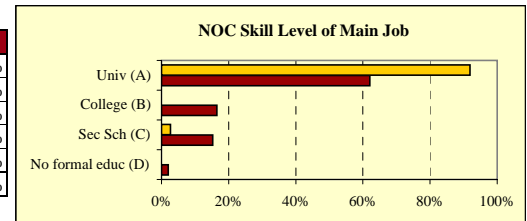


Detailed Summary of Survey Results
University of Victoria
6 Digit CIP: 14.1901: Mechanical Engineering

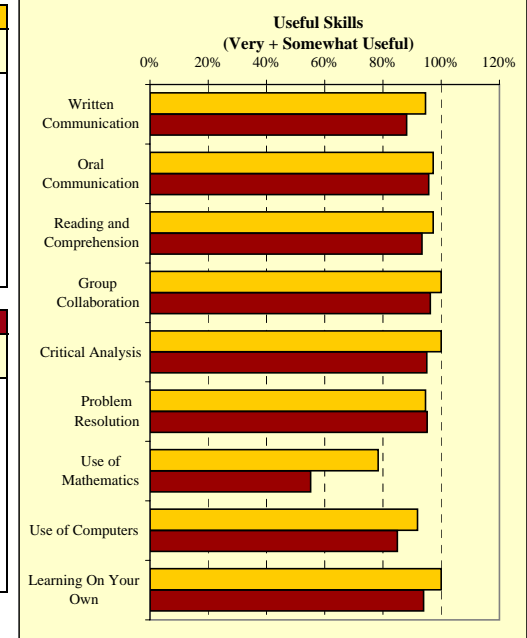
■ UVIC
■ 14.1901

EMPLOYMENT, continued

26. NOC Skill Level of Main Job:	14.1901	UVIC
A. University education	34 92%	851 62%
B. College education/trade apprenticeship	- 0%	226 16%
C. Secondary school + job-specific training	1 3%	209 15%
D. No formal education	- 0%	28 2%
No skill level assigned (management)	2 5%	57 4%
Total	37 100%	1,371 100%



27a. How useful are the following skills and abilities in doing your main job?	14.1901					# Resp.
	Very Useful	Somewhat Useful	Not Very Useful	Not at all Useful		
Written Communication	70%	24%	3%	3%		37
Oral Communication	86%	11%	3%	0%		37
Reading and Comprehension	70%	27%	2%	0%		37
Group Collaboration	84%	16%	0%	0%		37
Critical Analysis	86%	14%	0%	0%		37
Problem Resolution	73%	22%	5%	0%		37
Use of Mathematics Appropriate to Field	24%	54%	19%	3%		37
Use of Computers Appropriate to Field	65%	27%	8%	0%		37
Learning On Your Own	78%	22%	0%	0%		37



27b. How useful are the following skills and abilities in doing your main job?	UVIC					# Resp.
	Very Useful	Somewhat Useful	Not Very Useful	Not at all Useful		
Written Communication	67%	21%	7%	5%		1,379
Oral Communication	78%	17%	3%	1%		1,378
Reading and Comprehension	70%	24%	4%	2%		1,379
Group Collaboration	80%	17%	3%	1%		1,379
Critical Analysis	76%	19%	3%	2%		1,378
Problem Resolution	77%	19%	4%	1%		1,377
Use of Mathematics Appropriate to Field	21%	34%	24%	20%		1,377
Use of Computers Appropriate to Field	56%	29%	9%	6%		1,378
Learning On Your Own	68%	26%	4%	2%		1,379

28a. Top 10 Full-time Occupations of 14.1901 Graduates:			14.1901
NOC	NOC Skill Level Description		% Employed FT in this Occ.**
2132	A Mechanical Engineers		81%
*			
*			
*			
*			
*			
*			
*			
*			
*			

*data not displayed where n < 2

**percentages cited are of those for whom occupational data was provided, full-time and part-time

28b. Top 10 Full-time Occupations of Graduates from University of Victoria:			UVIC
NOC	NOC Skill Level Description		% Employed FT in this Occ.**
3152	A Registered Nurses		8%
4141	A Secondary School Teachers		5%
4142	A Elem & Kindergarten Teacher		4%
4112	A Lawyers & Quebec Notaries		3%
4152	A Social Workers		3%
2174	A Computer Programmers/Interactive Media Developers		2%
4212	B Community & Social Srvc Workers		2%
2132	A Mechanical Engineers		2%
4165	A Health Policy Researchers		2%
5124	A Occs in Public Relations & Comm		2%

*data not displayed where n < 2

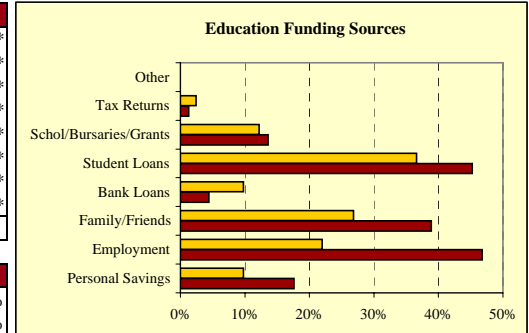
**percentages cited are of those for whom occupational data was provided, full-time and part-time

Detailed Summary of Survey Results
University of Victoria
6 Digit CIP: 14.1901: Mechanical Engineering

■ UVIC
■ 14.1901

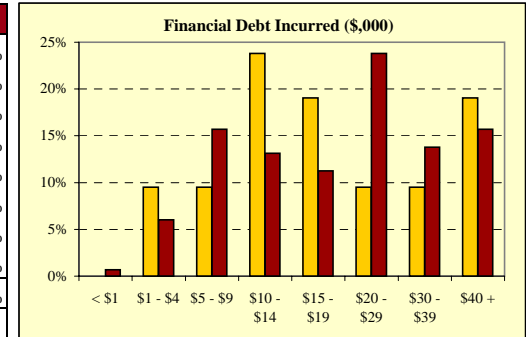
EDUCATION FINANCING

29. Education Funding Sources (2 sources per respondent):	14.1901	UVIC
Personal Savings	4 10%*	289 18%*
Employment	9 22%*	767 47%*
Family/Friends	11 27%*	638 39%*
Bank Loans	4 10%*	72 4%*
Student Loans	15 37%*	742 45%*
Scholarships/Bursaries/Grants	5 12%*	223 14%*
Tax Returns	1 2%*	21 1%*
Other	- 0%*	- 0%*
Total Respondents	41	1,640

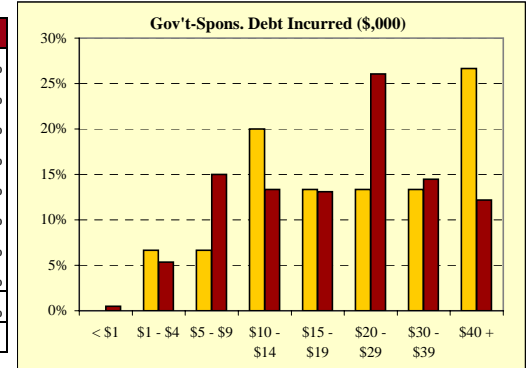


30. Financial Debt Incurred to Finance Univ. Education:	14.1901	UVIC
Incurred any form of financial debt	21 51%*	899 55%*
Incurred government-sponsored student loan debt	15 37%*	787 48%*

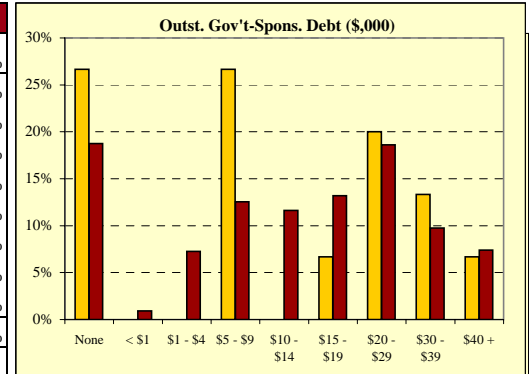
31. Financial Debt Amount:*	14.1901	UVIC
< \$1,000	- 0%	6 1%
\$1,000 to \$4,999	2 10%	54 6%
\$5,000 to \$9,999	2 10%	141 16%
\$10,000 to \$14,999	5 24%	118 13%
\$15,000 to \$19,999	4 19%	101 11%
\$20,000 to \$29,999	2 10%	214 24%
\$30,000 to \$39,999	2 10%	124 14%
\$40,000 or More	4 19%	141 16%
Total	21 100%	899 100%
Median Financial Debt	\$15,000	\$20,000



32. Government-Sponsored Student Loan Debt Amount:*	14.1901	UVIC
< \$1,000	- 0%	4 1%
\$1,000 to \$4,999	1 7%	42 5%
\$5,000 to \$9,999	1 7%	118 15%
\$10,000 to \$14,999	3 20%	105 13%
\$15,000 to \$19,999	2 13%	103 13%
\$20,000 to \$29,999	2 13%	205 26%
\$30,000 to \$39,999	2 13%	114 14%
\$40,000 or More	4 27%	96 12%
Total	15 100%	787 100%
Median Gov't-Sponsored Student Loan Debt	\$20,000	\$20,000



33. Outstanding Gov't-Sponsored Loan Debt Amount:*	14.1901	UVIC
None - Loan repaid in full	4 27%	142 19%
< \$1,000	- 0%	7 1%
\$1,000 to \$4,999	- 0%	55 7%
\$5,000 to \$9,999	4 27%	95 13%
\$10,000 to \$14,999	- 0%	88 12%
\$15,000 to \$19,999	1 7%	100 13%
\$20,000 to \$29,999	3 20%	141 19%
\$30,000 to \$39,999	2 13%	74 10%
\$40,000 or More	1 7%	56 7%
Total	15 100%	758 100%
Median Gov't-Sponsored Loan Debt Outstanding	\$8,000	\$14,000



*includes only cases where government-sponsored debt was incurred, and valid "amount remaining" was provided

SPECIAL SECTION ON INTERNATIONAL EDUCATION

42. In your employment since graduation, how important has it been for you to understand the following international skills/issues?

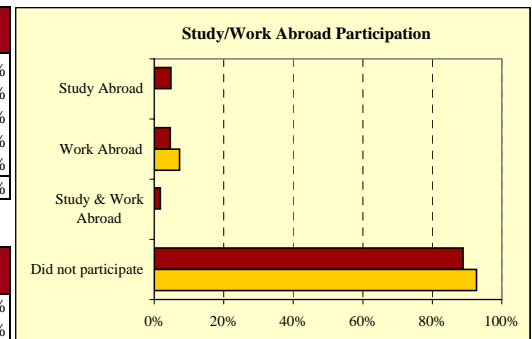
International Skill	14.1901						UVIC					
	Very Important	Important	Not Very Important	Not at all Important	Not Applicable	Total Resp.	Very Important	Important	Not Very Important	Not at all Important	Not Applicable	Total Resp.
Speak a second language	10%	12%	37%	41%	0%	41	15%	19%	31%	33%	2%	1633
International Business Practices	17%	39%	24%	20%	0%	41	11%	23%	33%	33%	0%	1604
Global Issues	12%	37%	37%	15%	0%	41	27%	37%	22%	14%	0%	1609
Interconnections between local and global issues	17%	39%	32%	12%	0%	41	30%	40%	18%	12%	0%	1608
Knowledge and traditions of other countries and cultures	24%	24%	29%	22%	0%	41	40%	32%	17%	12%	0%	1609

43. How helpful was the institution in preparing you with the following international skills?

International Skill	14.1901						UVIC					
	Very Helpful	Helpful	Not Very Helpful	Not at all Helpful	Not Applicable	Total Resp.	Very Helpful	Helpful	Not Very Helpful	Not at all Helpful	Not Applicable	Total Resp.
Speak a second language	0%	2%	15%	37%	46%	41	6%	11%	18%	18%	47%	1636
International Business Practices	0%	17%	46%	37%	0%	41	6%	18%	32%	44%	0%	1604
Global Issues	2%	27%	56%	15%	0%	41	24%	43%	20%	12%	0%	1630
Interconnections between local and global issues	2%	24%	59%	15%	0%	41	22%	46%	21%	10%	0%	1627
Knowledge and traditions of other countries and cultures	0%	15%	61%	24%	0%	41	25%	45%	20%	10%	0%	1624

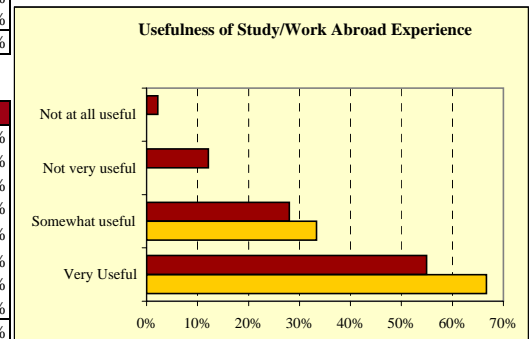
44. Did you study or work abroad during your program?

	14.1901	UVIC
Yes:		
Study Abroad	3	7%
Work Abroad	-	0%
Study and work abroad	3	7%
No	38	93%
Total	41	100%



45. Usefulness of study or work abroad experiences to current job:*

	14.1901	UVIC
Very Useful	2	67%
Somewhat useful	1	33%
Not very useful	-	0%
Not at all useful	-	0%
Total	3	100%



46. Reasons why you did not study or work abroad:

	14.1901	UVIC
Not aware these opportunities exist	4	11%
Financial reasons	3	8%
Extended degree completion time	2	5%
Personal reasons (i.e. employment, family)	3	8%
No opportunities/Limited opportunities	11	30%
Not interested/ relevant/ required/ attractive	9	24%
Conflicts with schooling (course load too heavy)	4	11%
Other	1	3%
Total	37	100%