

# B.C. University Student Outcomes 2006 Survey of 2004 Baccalaureate Graduates

Detailed Summary of Survey Results

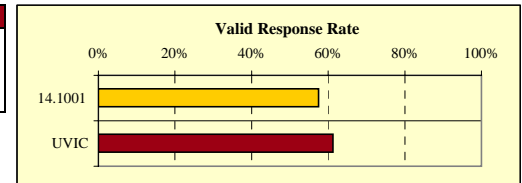
University of Victoria

6 Digit CIP: 14.1001: Electrical, Electronics & Communications Engineering

■ UVIC  
■ 14.1001

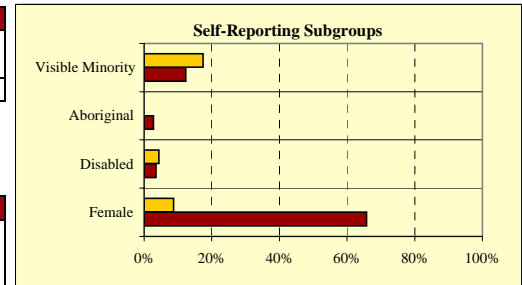
## RESPONSE RATE

1. Survey Response Rate:	14.1001	UVIC		
2004 Baccalaureate Graduates Survey Cohort	45	2,947		
Net Frame	40	2,679		
Survey Respondents and Valid Response Rate	23	1,640	58%	61%



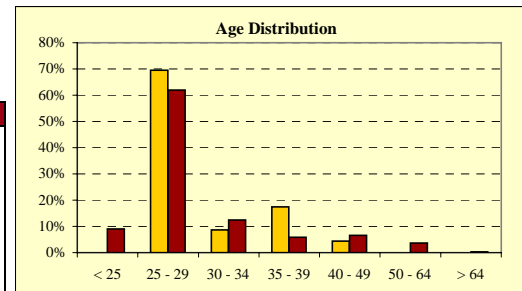
## DEMOGRAPHIC INFORMATION

2. Gender:	14.1001	UVIC		
Male	21	561	91%	34%
Female	2	1,079	9%	66%
Total	23	1,640	100%	100%

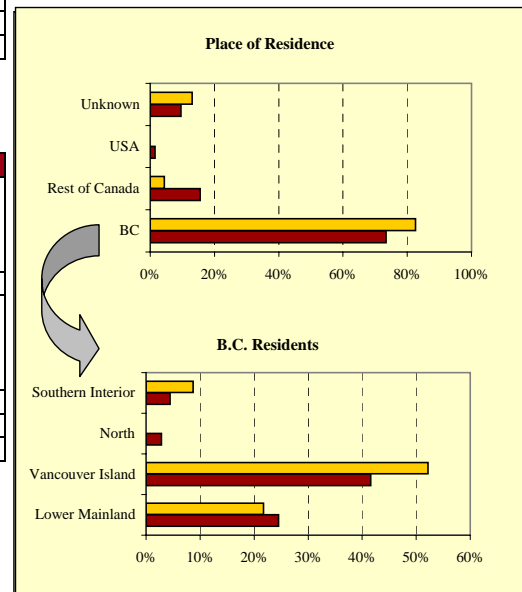


3. Self-Reporting Subgroups:	14.1001	UVIC		
Disabled	1	58	4%	4%
Aboriginal	-	45	0%	3%
Visible Minority	4	201	17%	12%

4. Age (at time of survey):	14.1001	UVIC		
< 25	-	149	0%	9%
25 to 29	16	1,016	70%	62%
30 to 34	2	205	9%	13%
35 to 39	4	97	17%	6%
40 to 49	1	109	4%	7%
50 to 64	-	60	0%	4%
> 64	-	4	0%	0%
Unknown	-	-	0%	0%
Total	23	1,640	100%	100%
Mean Age:	28.8	29.3		



5. Place of Residence (at time of survey):	14.1001	UVIC		
BC - Lower Mainland	5	402	22%	25%
BC - Vancouver Island	12	682	52%	42%
BC - North	-	47	0%	3%
BC - Southern Interior	2	73	9%	4%
BC Subtotal	19	1,204	83%	73%
Canada - Alberta	-	116	0%	7%
Canada - Ontario	1	92	4%	6%
Canada - Other	-	47	0%	3%
U.S.A.	-	24	0%	1%
Non-BC Subtotal	1	279	4%	17%
Unknown	3	157	13%	10%
Total	23	1,640	100%	100%

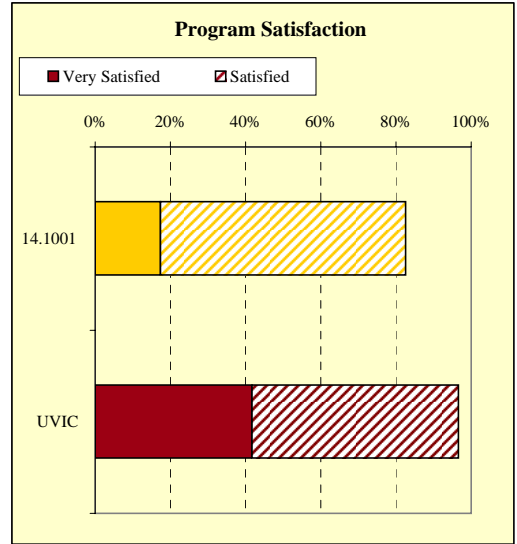


EDUCATION EVALUATION AND SKILL DEVELOPMENT

6. Usefulness of Knowledge, Skills, and Abilities Acquired during Program in Work:	14.1001	UVIC
Very Useful	2 11%	639 46%
Somewhat Useful	10 56%	546 40%
Not Very Useful	5 28%	135 10%
Not at All Useful	1 6%	57 4%

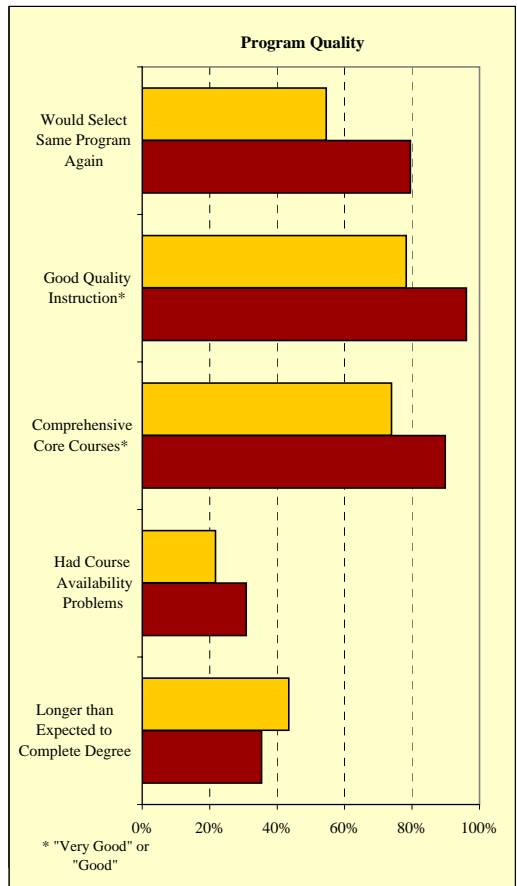
7. Usefulness of Knowledge, Skills, and Abilities Acquired during Program in Day-to-day Life:	14.1001	UVIC
Very Useful	2 11%	481 35%
Somewhat Useful	9 50%	707 51%
Not Very Useful	5 28%	156 11%
Not at All Useful	2 11%	34 2%

8. Program Satisfaction:	14.1001	UVIC
Very Satisfied	4 17%	683 42%
Satisfied	15 65%	901 55%
Dissatisfied	4 17%	45 3%
Very Dissatisfied	- 0%	9 1%
Total	23 100%	1638 100%



9. Would you select the same program again?	14.1001	UVIC
Yes	12 55%	1,247 79%
No, because . . . (multiple response question)	10	322
. . . interests have changed	4 29%*	92 17%*
. . . courses were not practical	5 36%*	123 23%*
. . . little or no career opportunities	- 0%*	109 21%*
. . . other	5 36%*	203 39%*

\* Percent of total responses, among those who would not take program again



\* "Very Good" or "Good"

10. Quality of Instruction:	14.1001	UVIC
Very Good	1 4%	564 35%
Good	17 74%	1,003 62%
Poor	5 22%	60 4%
Very Poor	- 0%	3 0%
Total	23 100%	1,630 100%

11. Comprehensiveness of Core Courses:	14.1001	UVIC
Very Good	1 4%	468 29%
Good	16 70%	982 61%
Poor	5 22%	152 9%
Very Poor	1 4%	11 1%
Total	23 100%	1,613 100%

12. Course Availability:	14.1001	UVIC
Encountered course availability problems	5 22%	497 31%

13. Degree Completion:	14.1001	UVIC
Took longer than expected to complete degree	10 43%	580 35%
<b>Top 4 reasons for prolonged degree completion (multiple response question):</b>		
Personal or family reasons	- 0%*	92 10%*
Financial reasons / work	- 0%*	82 9%*
Change of major/program/specialization	1 7%*	82 9%*
Involvement in co-op program extended completion time	3 21%*	101 11%*
Other reason(s)	10 71%*	565 61%*

\* Percent of total responses, among those who took longer than expected to complete degree

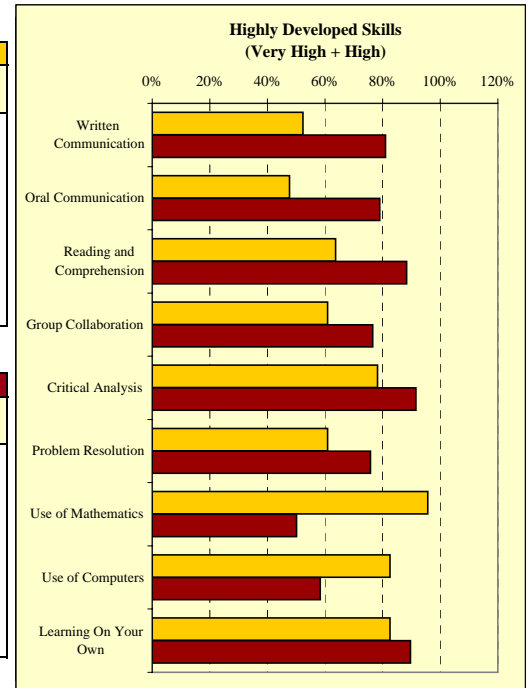
**SKILL DEVELOPMENT**

14a.

To what degree did program help you develop the following skills?	14.1001				# Resp.
	Very High	High	Low	Very Low	
	Written Communication	10%	43%	38%	
Oral Communication	0%	48%	38%	14%	21
Reading and Comprehension	18%	45%	27%	9%	22
Group Collaboration	13%	48%	39%	0%	23
Critical Analysis	30%	48%	22%	0%	23
Problem Resolution	9%	52%	39%	0%	23
Use of Mathematics Appropriate to Field	57%	39%	4%	0%	23
Use of Computers Appropriate to Field	30%	52%	13%	4%	23
Learning On Your Own	39%	43%	17%	0%	23

14b.

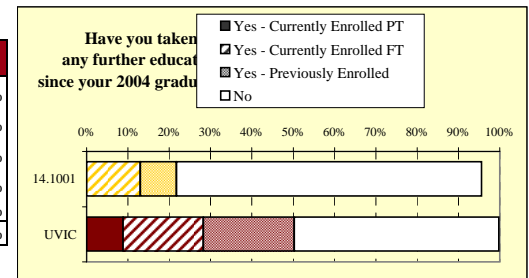
To what degree did program help you develop the following skills?	UVIC				# Resp.
	Very High	High	Low	Very Low	
	Written Communication	27%	54%	17%	
Oral Communication	23%	56%	19%	2%	1,564
Reading and Comprehension	34%	55%	10%	1%	1,583
Group Collaboration	32%	45%	20%	3%	1,556
Critical Analysis	45%	46%	7%	1%	1,626
Problem Resolution	21%	55%	21%	3%	1,540
Use of Mathematics Appropriate to Field	18%	32%	35%	14%	1,116
Use of Computers Appropriate to Field	19%	39%	32%	10%	1,331
Learning On Your Own	39%	51%	9%	1%	1,589



**FURTHER EDUCATION**

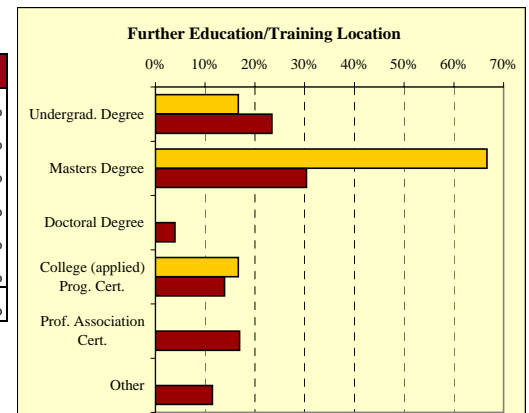
15.

Took further education since 2004 graduation	14.1001	UVIC
Yes:		
Not currently enrolled	6 (26%)	826 (50%)
Currently enrolled full-time	2 (9%)	360 (22%)
Currently enrolled part-time	3 (13%)	319 (19%)
No	- (0%)	145 (9%)
No	17 (74%)	814 (50%)
Total	23 (100%)	1,640 (100%)



16.

Type of Formal Post-Secondary Education	14.1001	UVIC
Undergraduate Degree	1 (17%)	192 (23%)
Masters Degree	4 (67%)	249 (30%)
Doctoral Degree	- (0%)	32 (4%)
College (applied) Program Certification	1 (17%)	114 (14%)
Professional Association Certification	- (0%)	139 (17%)
Other	- (0%)	94 (11%)
Total Respondents	6 (100%)	820 (100%)



Detailed Summary of Survey Results

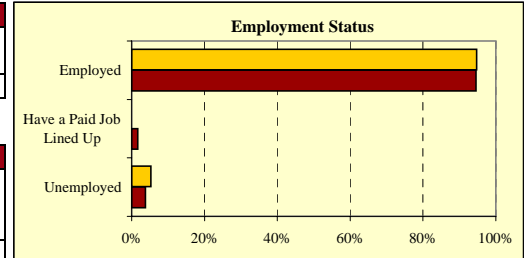
University of Victoria

6 Digit CIP: 14.1001: Electrical, Electronics & Communications Engineering

■ UVIC  
■ 14.1001

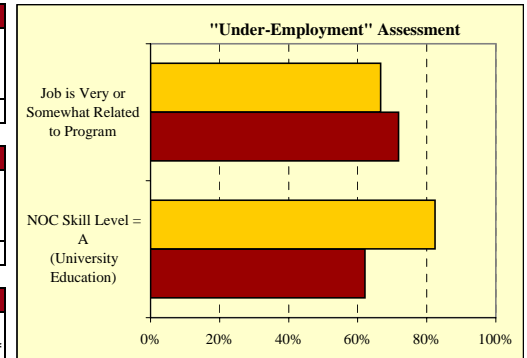
EMPLOYMENT

17. Labour Force Status:	14.1001	UVIC
In Labour Force (working or seeking work)	19 83%	1,458 89%
Not in Labour Force	4 17%	182 11%
Grand Total	23 100%	1,640 100%



18. Employment Status of those IN Labour Force:	14.1001	UVIC
Employed	18 95%	1,379 95%
Have a Paid Job Lined Up	- 0%	24 2%
Unemployed	1 5%	55 4%
Total Labour Force	19 100%	1,458 100%

19. Status of Graduates NOT in Labour Force:	14.1001	UVIC
Attending School FT	2 50%	136 75%
Attending School PT	- 0%	7 4%
Other	2 50%	39 21%
Total NOT in Labour Force	4 100%	182 100%

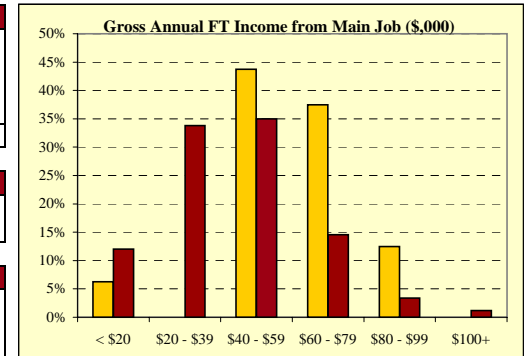


20. Employment Type:	14.1001	UVIC
Paid worker	16 89%	1,261 91%
Self-employed	2 11%	65 5%
Both a paid worker and self-employed	- 0%	53 4%
Total Employed	18 100%	1,379 100%

21. Job Characteristics:	14.1001	UVIC
I hold more than one job	- 0%*	285 21%
My main job is full-time (>= 30 hours per week)	18 100%**	1,095 82%*

\* of total employed      \*\* of those who provided data on hours/week worked

22. How related is your main job to your program?:	14.1001	UVIC
Very Related	8 44%	633 46%
Somewhat Related	4 22%	358 26%
Not Very Related	5 28%	177 13%
Not At All Related	1 6%	211 15%
Total	18 100%	1,379 100%



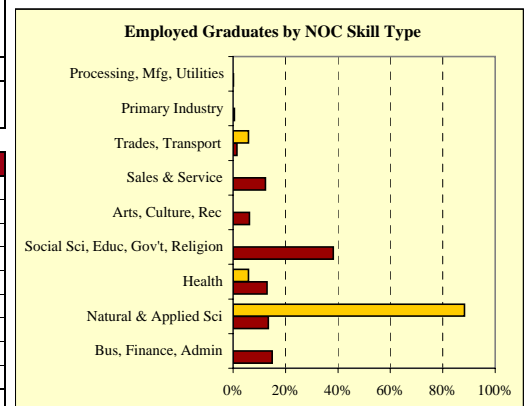
23. "Under-employment" Assessment:	14.1001	UVIC
Job is very or somewhat related to program	12 67%	991 72%
NOC Skill Level = A (University Education)	14 82%	851 62%

\* of total valid responses

24. Gross Annual Income from Main Job:*	14.1001	UVIC
Less than \$20,000	1 6%	149 12%
\$20,000 to \$39,999	- 0%	418 34%
\$40,000 to \$59,999	7 44%	433 35%
\$60,000 to \$79,999	6 38%	180 15%
\$80,000 to \$99,999	2 13%	42 3%
\$100,000 and Above	- 0%	15 1%
Total	16 100%	1,237 100%
Median Annual Income (full-time)	\$59,500	\$45,000
Average Annual Income (full-time)	\$58,081	\$46,707

\* where data provided

25. NOC Skill Type of Main Job:	14.1001	UVIC
Business, Finance and Administration	- 0%	203 15%
Natural and Applied Sciences and Related	15 88%	184 13%
Health	1 6%	177 13%
Social Sciences, Educ., Gov't Services, Religion	- 0%	522 38%
Arts, Culture, Recreation and Sport	- 0%	86 6%
Sales and Service	- 0%	168 12%
Trades, Transport and Eqp. Operators and Related	1 6%	20 1%
Unique to the Primary Industry	- 0%	6 0%
Unique to Processing, Manufacturing and Utilities	- 0%	2 0%
Total	17 100%	1,368 100%



Detailed Summary of Survey Results

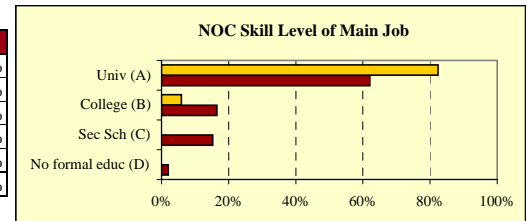
University of Victoria

6 Digit CIP: 14.1001: Electrical, Electronics & Communications Engineering

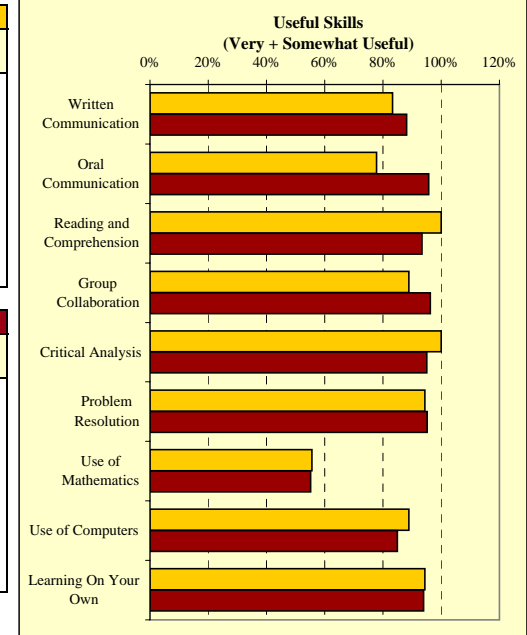
UVIC  
14.1001

EMPLOYMENT, continued

26. NOC Skill Level of Main Job:	14.1001	UVIC
A. University education	14 82%	851 62%
B. College education/trade apprenticeship	1 6%	226 16%
C. Secondary school + job-specific training	- 0%	209 15%
D. No formal education	- 0%	28 2%
No skill level assigned (management)	2 12%	57 4%
Total	17 100%	1,371 100%



27a. How useful are the following skills and abilities in doing your main job?	14.1001					#
	Very Useful	Somewhat Useful	Not Very Useful	Not at all Useful	Resp.	
Written Communication	56%	28%	17%	0%	18	
Oral Communication	67%	11%	22%	0%	18	
Reading and Comprehension	67%	33%	0%	0%	18	
Group Collaboration	56%	33%	6%	6%	18	
Critical Analysis	72%	28%	0%	0%	18	
Problem Resolution	67%	28%	6%	0%	18	
Use of Mathematics Appropriate to Field	22%	33%	39%	6%	18	
Use of Computers Appropriate to Field	61%	28%	11%	0%	18	
Learning On Your Own	67%	28%	6%	0%	18	



27b. How useful are the following skills and abilities in doing your main job?	UVIC					#
	Very Useful	Somewhat Useful	Not Very Useful	Not at all Useful	Resp.	
Written Communication	67%	21%	7%	5%	1,379	
Oral Communication	78%	17%	3%	1%	1,378	
Reading and Comprehension	70%	24%	4%	2%	1,379	
Group Collaboration	80%	17%	3%	1%	1,379	
Critical Analysis	76%	19%	3%	2%	1,378	
Problem Resolution	77%	19%	4%	1%	1,377	
Use of Mathematics Appropriate to Field	21%	34%	24%	20%	1,377	
Use of Computers Appropriate to Field	56%	29%	9%	6%	1,378	
Learning On Your Own	68%	26%	4%	2%	1,379	

28a. Top 10 Full-time Occupations of 14.1001 Graduates:	14.1001		
NOC	NOC Skill Level Description	% Employed FT in this Occ.**	Median FT Salary
2133	A Electrical & Electronics Engineers	50%	\$60,000
2173	A Software Engineers	11%	\$50,000
*			
*			
*			
*			
*			
*			
*			

\*data not displayed where n < 2

\*\*percentages cited are of those for whom occupational data was provided, full-time and part-time

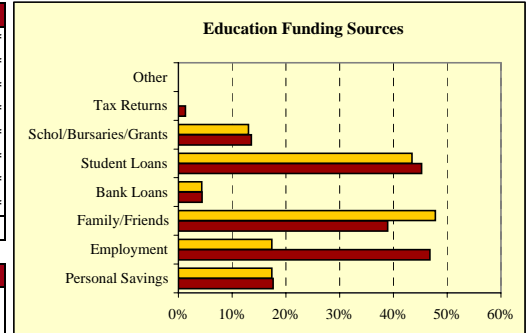
28b. Top 10 Full-time Occupations of Graduates from University of Victoria:	UVIC		
NOC	NOC Skill Level Description	% Employed FT in this Occ.**	Median FT Salary
3152	A Registered Nurses	8%	\$58,000
4141	A Secondary School Teachers	5%	\$43,000
4142	A Elem & Kindergarten Teacher	4%	\$41,500
4112	A Lawyers & Quebec Notaries	3%	\$66,750
4152	A Social Workers	3%	\$49,000
2174	A Computer Programmers/Interactive Media Developers	2%	\$53,500
4212	B Community & Social Srvc Workers	2%	\$35,000
2132	A Mechanical Engineers	2%	\$55,000
4165	A Health Policy Researchers	2%	\$52,000
5124	A Occs in Public Relations & Comm	2%	\$44,000

\*data not displayed where n < 2

\*\*percentages cited are of those for whom occupational data was provided, full-time and part-time

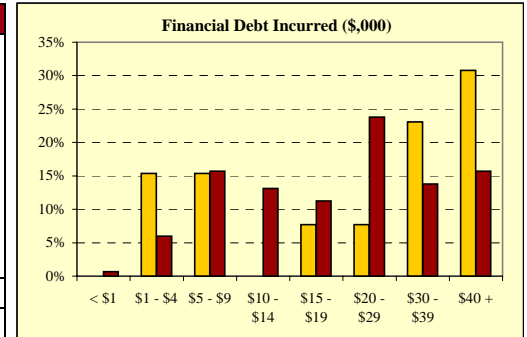
EDUCATION FINANCING

29. Education Funding Sources (2 sources per respondent):	14.1001	UVIC
Personal Savings	4 17%*	289 18%*
Employment	4 17%*	767 47%*
Family/Friends	11 48%*	638 39%*
Bank Loans	1 4%*	72 4%*
Student Loans	10 43%*	742 45%*
Scholarships/Bursaries/Grants	3 13%*	223 14%*
Tax Returns	- 0%*	21 1%*
Other	- 0%*	- 0%*
Total Respondents	23	1,640

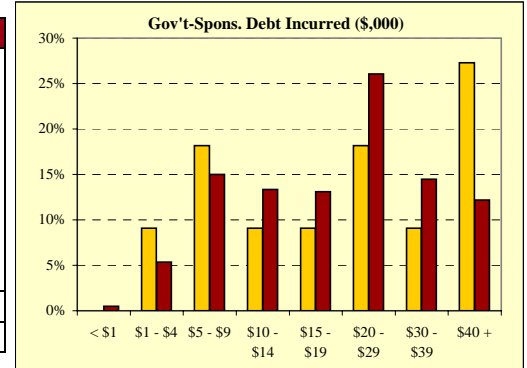


30. Financial Debt Incurred to Finance Univ. Education:	14.1001	UVIC
Incurred any form of financial debt	13 57%*	899 55%
Incurred government-sponsored student loan debt	11 48%*	787 48%

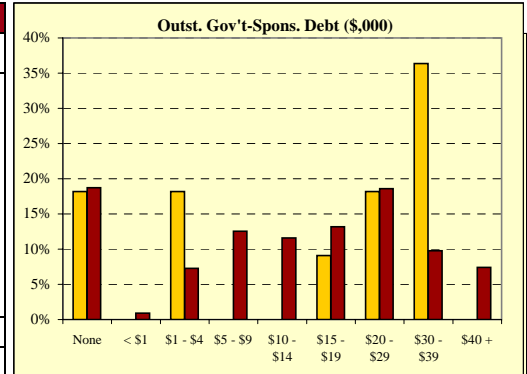
31. Financial Debt Amount:*	14.1001	UVIC
< \$1,000	- 0%	6 1%
\$1,000 to \$4,999	2 15%	54 6%
\$5,000 to \$9,999	2 15%	141 16%
\$10,000 to \$14,999	- 0%	118 13%
\$15,000 to \$19,999	1 8%	101 11%
\$20,000 to \$29,999	1 8%	214 24%
\$30,000 to \$39,999	3 23%	124 14%
\$40,000 or More	4 31%	141 16%
Total	13 100%	899 100%
Median Financial Debt	\$30,000	\$20,000



32. Government-Sponsored Student Loan Debt Amount:*	14.1001	UVIC
< \$1,000	- 0%	4 1%
\$1,000 to \$4,999	1 9%	42 5%
\$5,000 to \$9,999	2 18%	118 15%
\$10,000 to \$14,999	1 9%	105 13%
\$15,000 to \$19,999	1 9%	103 13%
\$20,000 to \$29,999	2 18%	205 26%
\$30,000 to \$39,999	1 9%	114 14%
\$40,000 or More	3 27%	96 12%
Total	11 100%	787 100%
Median Gov't-Sponsored Student Loan Debt	\$22,000	\$20,000



33. Outstanding Gov't-Sponsored Loan Debt Amount:*	14.1001	UVIC
None - Loan repaid in full	2 18%	142 19%
< \$1,000	- 0%	7 1%
\$1,000 to \$4,999	2 18%	55 7%
\$5,000 to \$9,999	- 0%	95 13%
\$10,000 to \$14,999	- 0%	88 12%
\$15,000 to \$19,999	1 9%	100 13%
\$20,000 to \$29,999	2 18%	141 19%
\$30,000 to \$39,999	4 36%	74 10%
\$40,000 or More	- 0%	56 7%
Total	11 100%	758 100%
Median Gov't-Sponsored Loan Debt Outstanding	\$22,000	\$14,000



\* Percentage of respondents who identified this source

\* Percentage of respondents who provided data

\*includes only cases where financial debt was incurred

\*includes only cases where government-sponsored debt was incurred

\*includes only cases where government-sponsored debt was incurred, and valid "amount remaining" was provided

SPECIAL SECTION ON INTERNATIONAL EDUCATION

42. In your employment since graduation, how important has it been for you to understand the following international skills/issues?

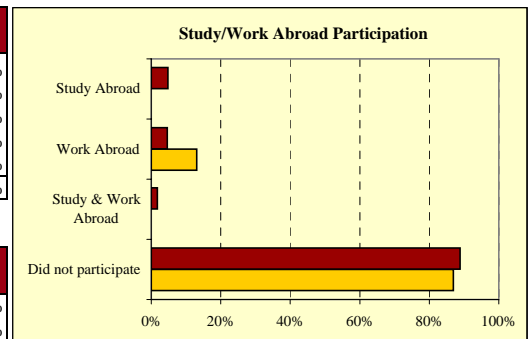
International Skill	14.1001						UVIC					
	Very Important	Important	Not Very Important	Not at all Important	Not Applicable	Total Resp.	Very Important	Important	Not Very Important	Not at all Important	Not Applicable	Total Resp.
Speak a second language	4%	26%	43%	26%	0%	23	15%	19%	31%	33%	2%	1633
International Business Practices	13%	22%	35%	30%	0%	23	11%	23%	33%	33%	0%	1604
Global Issues	13%	22%	48%	17%	0%	23	27%	37%	22%	14%	0%	1609
Interconnections between local and global issues	13%	35%	39%	13%	0%	23	30%	40%	18%	12%	0%	1608
Knowledge and traditions of other countries and cultures	4%	30%	39%	26%	0%	23	40%	32%	17%	12%	0%	1609

43. How helpful was the institution in preparing you with the following international skills?

International Skill	14.1001						UVIC					
	Very Helpful	Helpful	Not Very Helpful	Not at all Helpful	Not Applicable	Total Resp.	Very Helpful	Helpful	Not Very Helpful	Not at all Helpful	Not Applicable	Total Resp.
Speak a second language	0%	0%	17%	39%	43%	23	6%	11%	18%	18%	47%	1636
International Business Practices	0%	0%	52%	48%	0%	23	6%	18%	32%	44%	0%	1604
Global Issues	0%	17%	61%	22%	0%	23	24%	43%	20%	12%	0%	1630
Interconnections between local and global issues	0%	26%	48%	26%	0%	23	22%	46%	21%	10%	0%	1627
Knowledge and traditions of other countries and cultures	0%	17%	39%	43%	0%	23	25%	45%	20%	10%	0%	1624

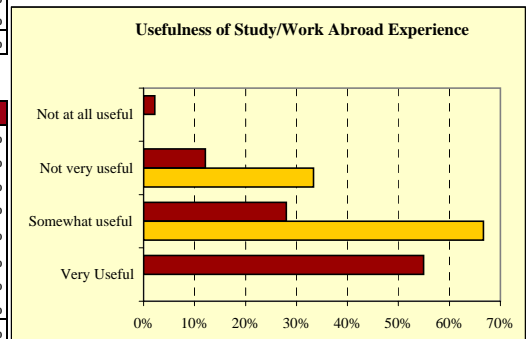
44. Did you study or work abroad during your program?

	14.1001	UVIC
Yes:		
Study Abroad	3	13%
Work Abroad	-	0%
Study and work abroad	3	13%
Study and work abroad	-	0%
No	20	87%
Total	23	100%



45. Usefulness of study or work abroad experiences to current job:\*

	14.1001	UVIC
Very Useful	-	0%
Somewhat useful	2	67%
Not very useful	1	33%
Not at all useful	-	0%
Total	3	100%



\*excludes cases where student has not had job since graduation

46. Reasons why you did not study or work abroad:

	14.1001	UVIC
Not aware these opportunities exist	2	10%
Financial reasons	-	0%
Extended degree completion time	1	5%
Personal reasons (i.e. employment, family)	4	20%
No opportunities/Limited opportunities	5	25%
Not interested/ relevant/ required/ attractive	3	15%
Conflicts with schooling (course load too heavy)	4	20%
Other	1	5%
Total	20	100%