

B.C. University Student Outcomes 2006 Survey of 2004 Baccalaureate Graduates

Detailed Summary of Survey Results

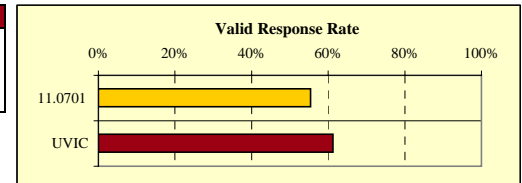
University of Victoria

6 Digit CIP: 11.0701: Computer Science

■ UVIC
■ 11.0701

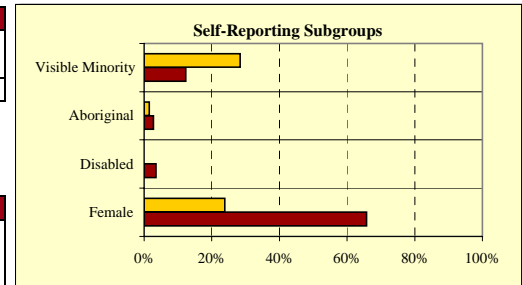
RESPONSE RATE

1. Survey Response Rate:	11.0701	UVIC		
2004 Baccalaureate Graduates Survey Cohort	130	2,947		
Net Frame	121	2,679		
Survey Respondents and Valid Response Rate	67	1,640	55%	61%

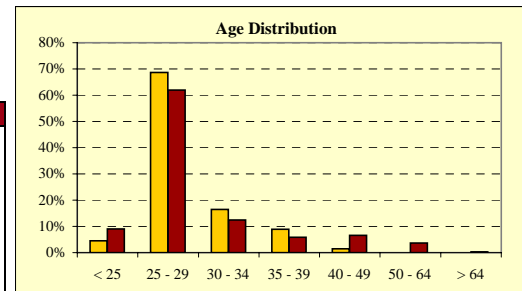


DEMOGRAPHIC INFORMATION

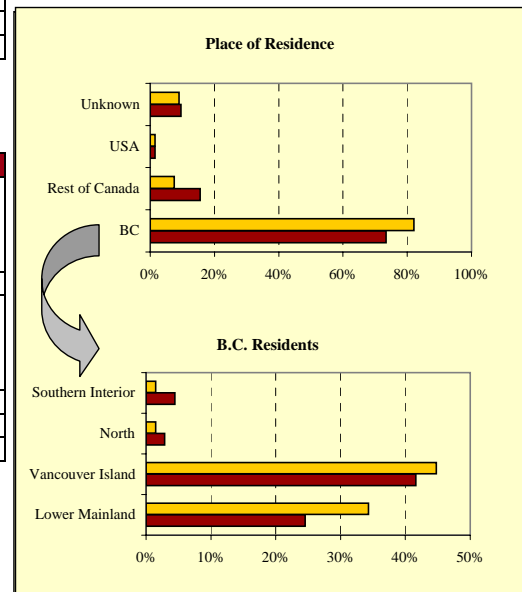
2. Gender:	11.0701	UVIC		
Male	51	561	76%	34%
Female	16	1,079	24%	66%
Total	67	1,640	100%	100%



3. Self-Reporting Subgroups:	11.0701	UVIC		
Disabled	-	58	0%	4%
Aboriginal	1	45	1%	3%
Visible Minority	19	201	28%	12%



4. Age (at time of survey):	11.0701	UVIC		
< 25	3	149	4%	9%
25 to 29	46	1,016	69%	62%
30 to 34	11	205	16%	13%
35 to 39	6	97	9%	6%
40 to 49	1	109	1%	7%
50 to 64	-	60	0%	4%
> 64	-	4	0%	0%
Unknown	-	-	0%	0%
Total	67	1,640	100%	100%
Mean Age:	28.8	29.3		



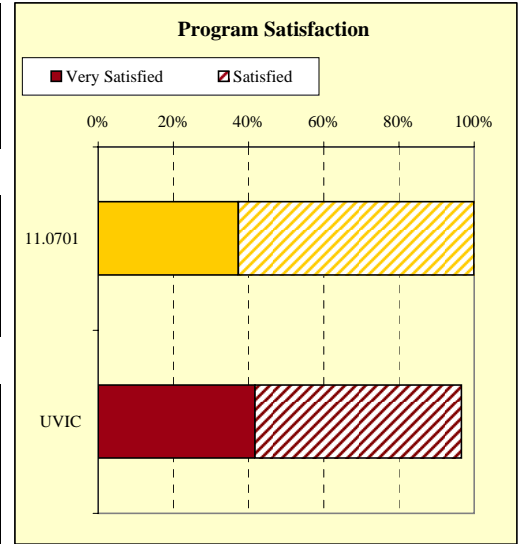
5. Place of Residence (at time of survey):	11.0701	UVIC		
BC - Lower Mainland	23	402	34%	25%
BC - Vancouver Island	30	682	45%	42%
BC - North	1	47	1%	3%
BC - Southern Interior	1	73	1%	4%
BC Subtotal	55	1,204	82%	73%
Canada - Alberta	-	116	0%	7%
Canada - Ontario	5	92	7%	6%
Canada - Other	-	47	0%	3%
U.S.A.	1	24	1%	1%
Non-BC Subtotal	6	279	9%	17%
Unknown	6	157	9%	10%
Total	67	1,640	100%	100%

EDUCATION EVALUATION AND SKILL DEVELOPMENT

6. Usefulness of Knowledge, Skills, and Abilities Acquired during Program in Work:	11.0701		UVIC	
Very Useful	38	63%	639	46%
Somewhat Useful	17	28%	546	40%
Not Very Useful	4	7%	135	10%
Not at All Useful	1	2%	57	4%

7. Usefulness of Knowledge, Skills, and Abilities Acquired during Program in Day-to-day Life:	11.0701		UVIC	
Very Useful	14	23%	481	35%
Somewhat Useful	32	53%	707	51%
Not Very Useful	10	17%	156	11%
Not at All Useful	4	7%	34	2%

8. Program Satisfaction:	11.0701		UVIC	
Very Satisfied	25	37%	683	42%
Satisfied	42	63%	901	55%
Dissatisfied	-	0%	45	3%
Very Dissatisfied	-	0%	9	1%
Total	67	100%	1638	100%



9. Would you select the same program again?	11.0701		UVIC	
Yes	52	79%	1,247	79%
No, because . . . (multiple response question)	14		322	
... interests have changed	10	56%*	92	17%*
... courses were not practical	4	22%*	123	23%*
... little or no career opportunities	2	11%*	109	21%*
... other	2	11%*	203	39%*

* Percent of total responses, among those who would not take program again

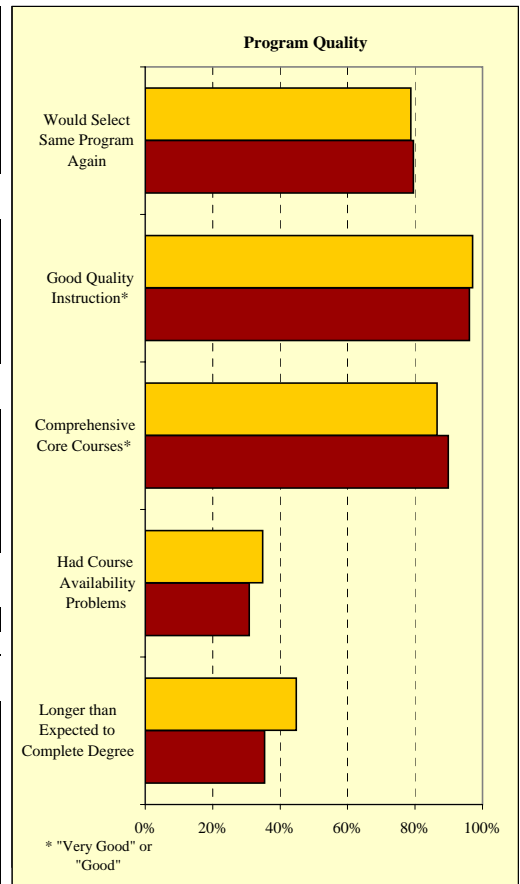
10. Quality of Instruction:	11.0701		UVIC	
Very Good	10	15%	564	35%
Good	55	82%	1,003	62%
Poor	2	3%	60	4%
Very Poor	-	0%	3	0%
Total	67	100%	1,630	100%

11. Comprehensiveness of Core Courses:	11.0701		UVIC	
Very Good	20	30%	468	29%
Good	38	57%	982	61%
Poor	8	12%	152	9%
Very Poor	1	1%	11	1%
Total	67	100%	1,613	100%

12. Course Availability:	11.0701		UVIC	
Encountered course availability problems	23	35%	497	31%

13. Degree Completion:	11.0701		UVIC	
Took longer than expected to complete degree	30	45%	580	35%
Top 4 reasons for prolonged degree completion (multiple response question):				
Personal or family reasons	2	5%*	92	10%*
Financial reasons / work	1	3%*	82	9%*
Change of major/program/specialization	3	8%*	82	9%*
Involvement in co-op program extended completion time	16	42%*	101	11%*
Other reason(s)	16	42%*	565	61%*

* Percent of total responses, among those who took longer than expected to complete degree



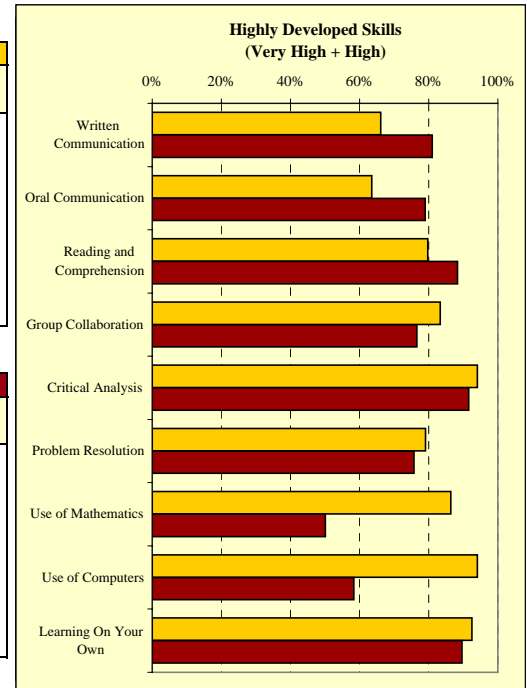
SKILL DEVELOPMENT

14a.

To what degree did program help you develop the following skills?	11.0701					# Resp.
	Very High	High	Low	Very Low		
	Written Communication	13%	53%	29%	5%	
Oral Communication	8%	56%	35%	2%	63	
Reading and Comprehension	27%	53%	17%	3%	64	
Group Collaboration	33%	50%	15%	2%	66	
Critical Analysis	46%	48%	3%	3%	67	
Problem Resolution	30%	49%	19%	1%	67	
Use of Mathematics Appropriate to Field	48%	38%	14%	0%	66	
Use of Computers Appropriate to Field	70%	24%	6%	0%	67	
Learning On Your Own	49%	43%	6%	1%	67	

14b.

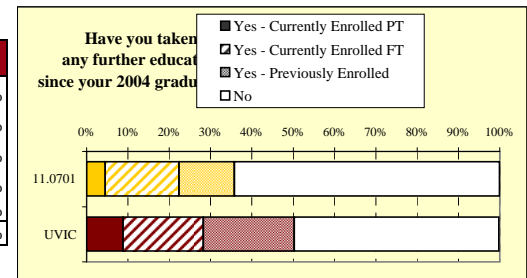
To what degree did program help you develop the following skills?	UVIC					# Resp.
	Very High	High	Low	Very Low		
	Written Communication	27%	54%	17%	2%	
Oral Communication	23%	56%	19%	2%	1,564	
Reading and Comprehension	34%	55%	10%	1%	1,583	
Group Collaboration	32%	45%	20%	3%	1,556	
Critical Analysis	45%	46%	7%	1%	1,626	
Problem Resolution	21%	55%	21%	3%	1,540	
Use of Mathematics Appropriate to Field	18%	32%	35%	14%	1,116	
Use of Computers Appropriate to Field	19%	39%	32%	10%	1,331	
Learning On Your Own	39%	51%	9%	1%	1,589	



FURTHER EDUCATION

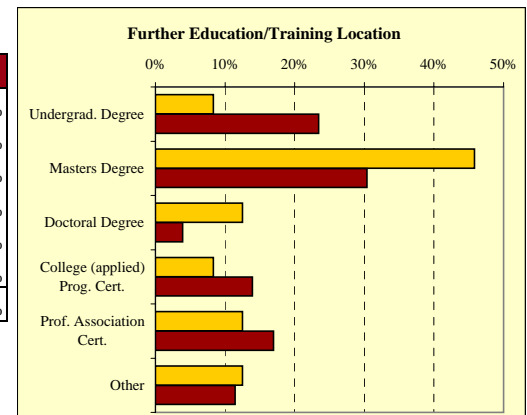
15.

Took further education since 2004 graduation	11.0701	UVIC
Yes:		
Not currently enrolled	24	36%
Currently enrolled full-time	9	13%
Currently enrolled part-time	12	18%
Currently enrolled part-time	3	4%
No	43	64%
Total	67	100%



16.

Type of Formal Post-Secondary Education	11.0701	UVIC
Undergraduate Degree	2	8%
Masters Degree	11	46%
Doctoral Degree	3	13%
College (applied) Program Certification	2	8%
Professional Association Certification	3	13%
Other	3	13%
Total Respondents	24	100%

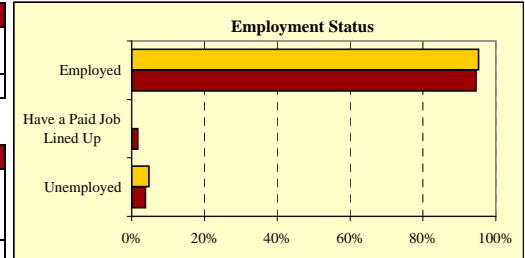


Detailed Summary of Survey Results
University of Victoria
6 Digit CIP: 11.0701: Computer Science

■ UVIC
■ 11.0701

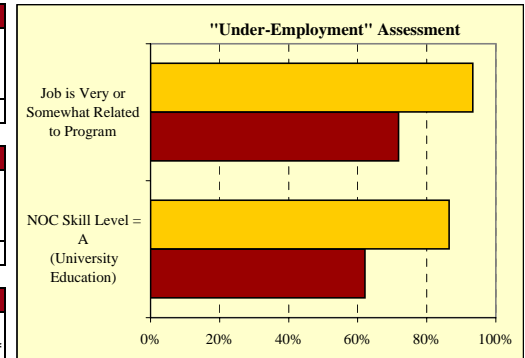
EMPLOYMENT

17. Labour Force Status:	11.0701	UVIC
In Labour Force (working or seeking work)	63 94%	1,458 89%
Not in Labour Force	4 6%	182 11%
Grand Total	67 100%	1,640 100%



18. Employment Status of those IN Labour Force:	11.0701	UVIC
Employed	60 95%	1,379 95%
Have a Paid Job Lined Up	- 0%	24 2%
Unemployed	3 5%	55 4%
Total Labour Force	63 100%	1,458 100%

19. Status of Graduates NOT in Labour Force:	11.0701	UVIC
Attending School FT	4 100%	136 75%
Attending School PT	- 0%	7 4%
Other	- 0%	39 21%
Total NOT in Labour Force	4 100%	182 100%

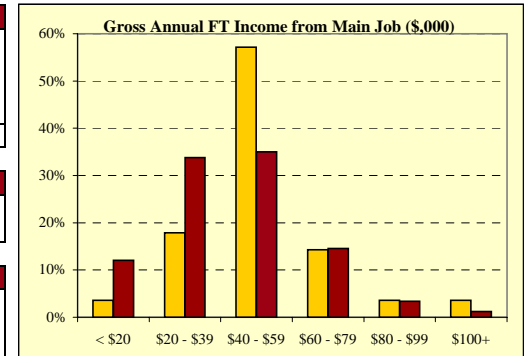


20. Employment Type:	11.0701	UVIC
Paid worker	55 92%	1,261 91%
Self-employed	4 7%	65 5%
Both a paid worker and self-employed	1 2%	53 4%
Total Employed	60 100%	1,379 100%

21. Job Characteristics:	11.0701	UVIC
I hold more than one job	8 13%*	285 21%
My main job is full-time (>= 30 hours per week)	56 95%**	1,095 82%*

* of total employed ** of those who provided data on hours/week worked

22. How related is your main job to your program?	11.0701	UVIC
Very Related	44 73%	633 46%
Somewhat Related	12 20%	358 26%
Not Very Related	2 3%	177 13%
Not At All Related	2 3%	211 15%
Total	60 100%	1,379 100%



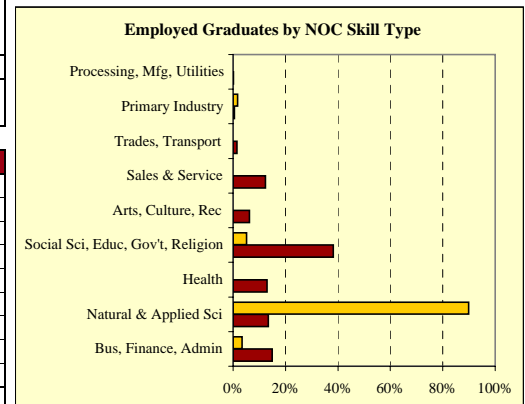
23. "Under-employment" Assessment:	11.0701	UVIC
Job is very or somewhat related to program	56 93%	991 72%
NOC Skill Level = A (University Education)	51 86%	851 62%

* of total valid responses

24. Gross Annual Income from Main Job:*	11.0701	UVIC
Less than \$20,000	2 4%	149 12%
\$20,000 to \$39,999	10 18%	418 34%
\$40,000 to \$59,999	32 57%	433 35%
\$60,000 to \$79,999	8 14%	180 15%
\$80,000 to \$99,999	2 4%	42 3%
\$100,000 and Above	2 4%	15 1%
Total	56 100%	1,237 100%
Median Annual Income (full-time)	\$50,000	\$45,000
Average Annual Income (full-time)	\$52,985	\$46,707

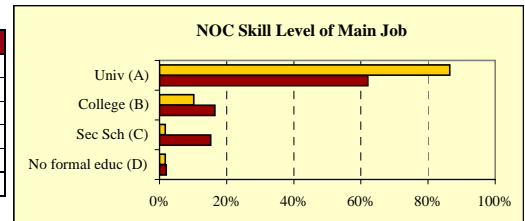
* where data provided

25. NOC Skill Type of Main Job:	11.0701	UVIC
Business, Finance and Administration	2 3%	203 15%
Natural and Applied Sciences and Related	53 90%	184 13%
Health	- 0%	177 13%
Social Sciences, Educ., Gov't Services, Religion	3 5%	522 38%
Arts, Culture, Recreation and Sport	- 0%	86 6%
Sales and Service	- 0%	168 12%
Trades, Transport and Equip. Operators and Related	- 0%	20 1%
Unique to the Primary Industry	1 2%	6 0%
Unique to Processing, Manufacturing and Utilities	- 0%	2 0%
Total	59 100%	1,368 100%

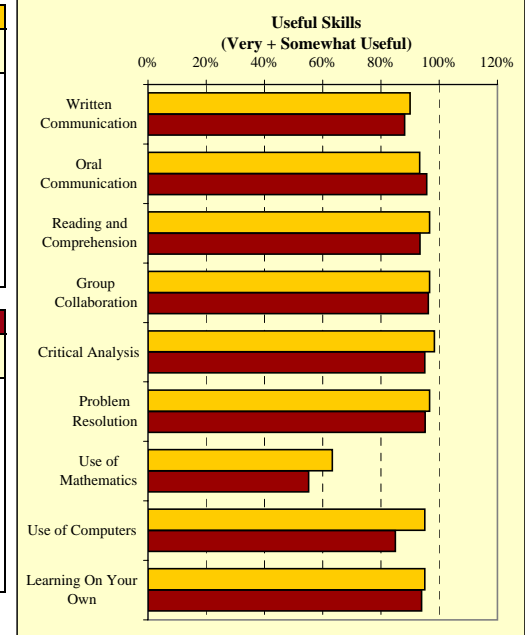


EMPLOYMENT, continued

26. NOC Skill Level of Main Job:	11.0701		UVIC	
A. University education	51	86%	851	62%
B. College education/trade apprenticeship	6	10%	226	16%
C. Secondary school + job-specific training	1	2%	209	15%
D. No formal education	1	2%	28	2%
No skill level assigned (management)	-	0%	57	4%
Total	59	100%	1,371	100%



27a. How useful are the following skills and abilities in doing your main job?	11.0701					#
	Very Useful	Somewhat Useful	Not Very Useful	Not at all Useful		Resp.
Written Communication	52%	38%	7%	3%		60
Oral Communication	72%	22%	5%	2%		60
Reading and Comprehension	58%	38%	3%	0%		60
Group Collaboration	58%	38%	3%	0%		60
Critical Analysis	78%	20%	2%	0%		60
Problem Resolution	67%	30%	3%	0%		60
Use of Mathematics Appropriate to Field	27%	37%	27%	10%		60
Use of Computers Appropriate to Field	85%	10%	2%	3%		60
Learning On Your Own	72%	23%	3%	2%		60



27b. How useful are the following skills and abilities in doing your main job?	UVIC					#
	Very Useful	Somewhat Useful	Not Very Useful	Not at all Useful		Resp.
Written Communication	67%	21%	7%	5%		1,379
Oral Communication	78%	17%	3%	1%		1,378
Reading and Comprehension	70%	24%	4%	2%		1,379
Group Collaboration	80%	17%	3%	1%		1,379
Critical Analysis	76%	19%	3%	2%		1,378
Problem Resolution	77%	19%	4%	1%		1,377
Use of Mathematics Appropriate to Field	21%	34%	24%	20%		1,377
Use of Computers Appropriate to Field	56%	29%	9%	6%		1,378
Learning On Your Own	68%	26%	4%	2%		1,379

28a. Top 10 Full-time Occupations of 11.0701 Graduates:	11.0701		
NOC	NOC Skill Level Description	% Employed FT in this Occ.**	Median FT Salary
2174	A Computer Programmers/Interactive Media Developers	40%	\$54,500
2173	A Software Engineers	20%	\$60,000
2171	A Information Systems Analysts and Consultants	13%	\$50,000
2172	A Database Analysts and Data Administrators	3%	\$52,300
*			
*			
*			
*			
*			
*			

*data not displayed where n < 2

**percentages cited are of those for whom occupational data was provided, full-time and part-time

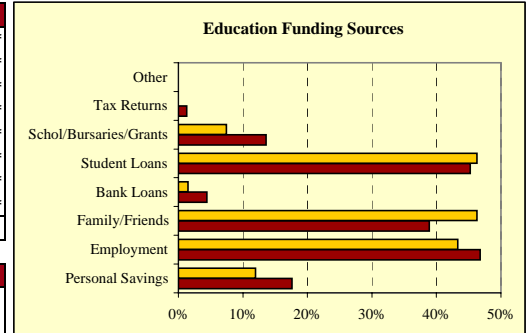
28b. Top 10 Full-time Occupations of Graduates from University of Victoria:	UVIC		
NOC	NOC Skill Level Description	% Employed FT in this Occ.**	Median FT Salary
3152	A Registered Nurses	8%	\$58,000
4141	A Secondary School Teachers	5%	\$43,000
4142	A Elem & Kindergarten Teacher	4%	\$41,500
4112	A Lawyers & Quebec Notaries	3%	\$66,750
4152	A Social Workers	3%	\$49,000
2174	A Computer Programmers/Interactive Media Developers	2%	\$53,500
4212	B Community & Social Srvc Workers	2%	\$35,000
2132	A Mechanical Engineers	2%	\$55,000
4165	A Health Policy Researchers	2%	\$52,000
5124	A Occs in Public Relations & Comm	2%	\$44,000

*data not displayed where n < 2

**percentages cited are of those for whom occupational data was provided, full-time and part-time

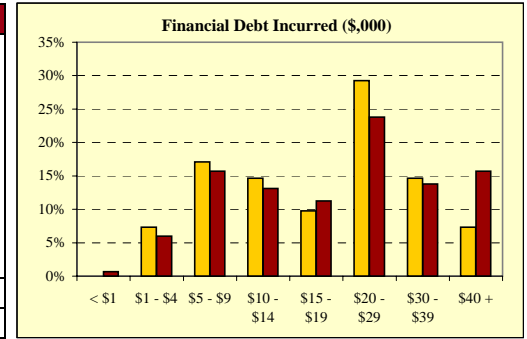
EDUCATION FINANCING

29. Education Funding Sources (2 sources per respondent):	11.0701	UVIC
Personal Savings	8 12%*	289 18%*
Employment	29 43%*	767 47%*
Family/Friends	31 46%*	638 39%*
Bank Loans	1 1%*	72 4%*
Student Loans	31 46%*	742 45%*
Scholarships/Bursaries/Grants	5 7%*	223 14%*
Tax Returns	- 0%*	21 1%*
Other	- 0%*	- 0%*
Total Respondents	67	1,640

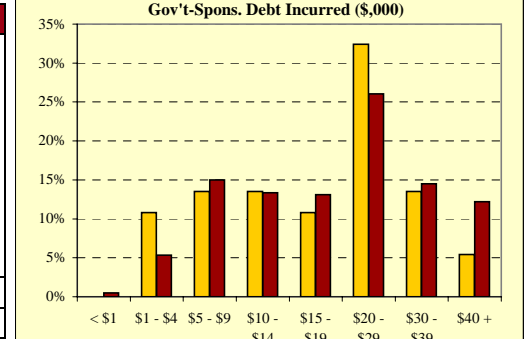


30. Financial Debt Incurred to Finance Univ. Education:	11.0701	UVIC
Incurred any form of financial debt	41 61%*	899 55%
Incurred government-sponsored student loan debt	37 55%*	787 48%

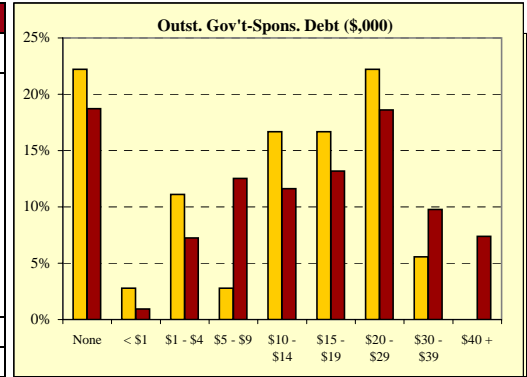
31. Financial Debt Amount:*	11.0701	UVIC
< \$1,000	- 0%	6 1%
\$1,000 to \$4,999	3 7%	54 6%
\$5,000 to \$9,999	7 17%	141 16%
\$10,000 to \$14,999	6 15%	118 13%
\$15,000 to \$19,999	4 10%	101 11%
\$20,000 to \$29,999	12 29%	214 24%
\$30,000 to \$39,999	6 15%	124 14%
\$40,000 or More	3 7%	141 16%
Total	41 100%	899 100%
Median Financial Debt	\$20,000	\$20,000



32. Government-Sponsored Student Loan Debt Amount:*	11.0701	UVIC
< \$1,000	- 0%	4 1%
\$1,000 to \$4,999	4 11%	42 5%
\$5,000 to \$9,999	5 14%	118 15%
\$10,000 to \$14,999	5 14%	105 13%
\$15,000 to \$19,999	4 11%	103 13%
\$20,000 to \$29,999	12 32%	205 26%
\$30,000 to \$39,999	5 14%	114 14%
\$40,000 or More	2 5%	96 12%
Total	37 100%	787 100%
Median Gov't-Sponsored Student Loan Debt	\$20,000	\$20,000



33. Outstanding Gov't-Sponsored Loan Debt Amount:*	11.0701	UVIC
None - Loan repaid in full	8 22%	142 19%
< \$1,000	1 3%	7 1%
\$1,000 to \$4,999	4 11%	55 7%
\$5,000 to \$9,999	1 3%	95 13%
\$10,000 to \$14,999	6 17%	88 12%
\$15,000 to \$19,999	6 17%	100 13%
\$20,000 to \$29,999	8 22%	141 19%
\$30,000 to \$39,999	2 6%	74 10%
\$40,000 or More	- 0%	56 7%
Total	36 100%	758 100%
Median Gov't-Sponsored Loan Debt Outstanding	\$12,500	\$14,000



*includes only cases where government-sponsored debt was incurred, and valid "amount remaining" was provided

SPECIAL SECTION ON INTERNATIONAL EDUCATION

42. In your employment since graduation, how important has it been for you to understand the following international skills/issues?

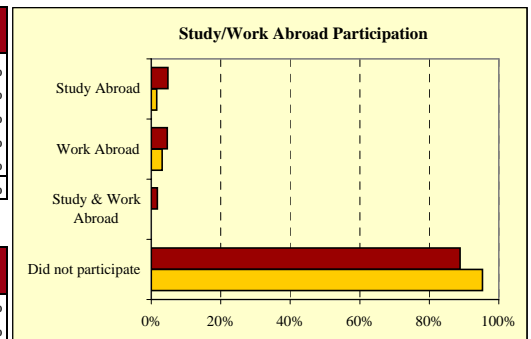
International Skill	11.0701						UVIC					
	Very Important	Important	Not Very Important	Not at all Important	Not Applicable	Total Resp.	Very Important	Important	Not Very Important	Not at all Important	Not Applicable	Total Resp.
Speak a second language	9%	13%	31%	45%	1%	67	15%	19%	31%	33%	2%	1633
International Business Practices	6%	29%	27%	38%	0%	66	11%	23%	33%	33%	0%	1604
Global Issues	11%	23%	33%	33%	0%	66	27%	37%	22%	14%	0%	1609
Interconnections between local and global issues	14%	27%	27%	32%	0%	66	30%	40%	18%	12%	0%	1608
Knowledge and traditions of other countries and cultures	12%	32%	26%	30%	0%	66	40%	32%	17%	12%	0%	1609

43. How helpful was the institution in preparing you with the following international skills?

International Skill	11.0701						UVIC					
	Very Helpful	Helpful	Not Very Helpful	Not at all Helpful	Not Applicable	Total Resp.	Very Helpful	Helpful	Not Very Helpful	Not at all Helpful	Not Applicable	Total Resp.
Speak a second language	10%	10%	18%	18%	43%	67	6%	11%	18%	18%	47%	1636
International Business Practices	2%	17%	35%	47%	0%	66	6%	18%	32%	44%	0%	1604
Global Issues	12%	23%	29%	36%	0%	66	24%	43%	20%	12%	0%	1630
Interconnections between local and global issues	8%	27%	27%	39%	0%	64	22%	46%	21%	10%	0%	1627
Knowledge and traditions of other countries and cultures	11%	23%	28%	38%	0%	65	25%	45%	20%	10%	0%	1624

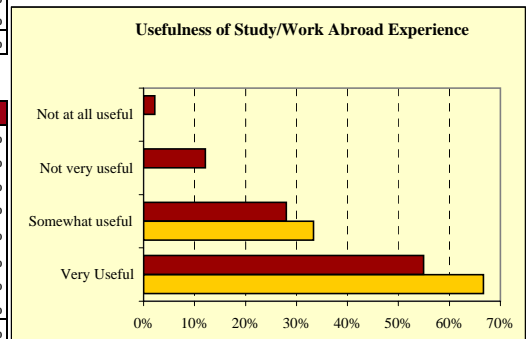
44. Did you study or work abroad during your program?

	11.0701	UVIC
Yes:		
Study Abroad	3	182
Work Abroad	1	78
Study and work abroad	2	75
Study and work abroad	-	29
No	61	1,449
Total	64	1,631



45. Usefulness of study or work abroad experiences to current job:*

	11.0701	UVIC
Very Useful	2	100
Somewhat useful	1	51
Not very useful	-	22
Not at all useful	-	4
Total	3	182



46. Reasons why you did not study or work abroad:

	11.0701	UVIC
Not aware these opportunities exist	10	166
Financial reasons	5	236
Extended degree completion time	2	38
Personal reasons (i.e. employment, family)	6	280
No opportunities/Limited opportunities	7	185
Not interested/ relevant/ required/ attractive	20	357
Conflicts with schooling (course load too heavy)	7	114
Other	4	50
Total	61	1,426