

B.C. University Student Outcomes 2006 Survey of 2004 Baccalaureate Graduates

Detailed Summary of Survey Results

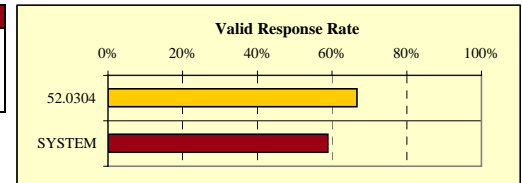
All Institutions

6 Digit CIP: 52.0304: Accounting and Finance.

SYSTEM
52.0304

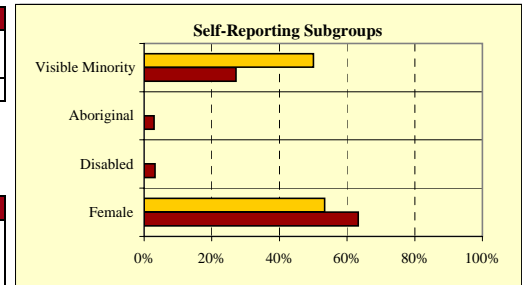
RESPONSE RATE

1. Survey Response Rate:	52.0304	SYSTEM
2004 Baccalaureate Graduates Survey Cohort	46	15,605
Net Frame	45	13,595
Survey Respondents and Valid Response Rate	30	8,009
	67%	59%



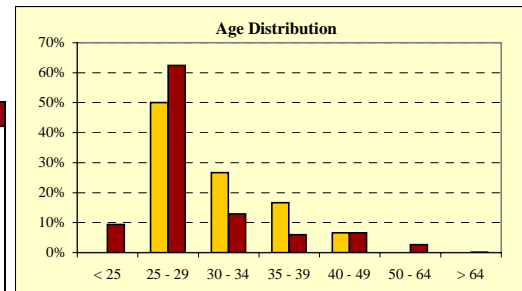
DEMOGRAPHIC INFORMATION

2. Gender:	52.0304	SYSTEM
Male	14	47%
Female	16	53%
Total	30	100%
		8,008
		100%

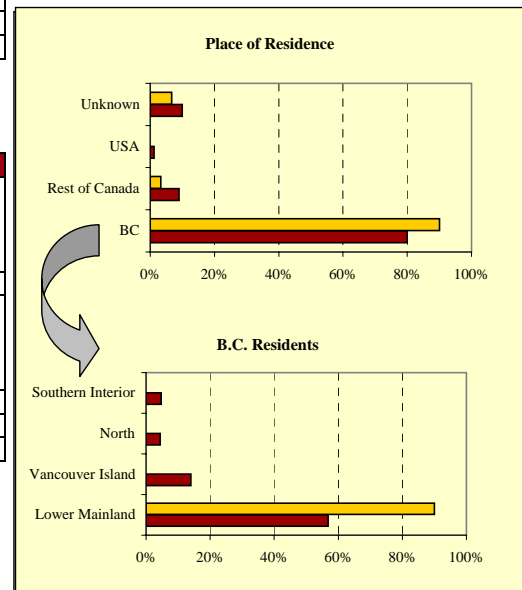


3. Self-Reporting Subgroups:	52.0304	SYSTEM
Disabled	-	0%
Aboriginal	-	0%
Visible Minority	15	50%
		2,172
		27%

4. Age (at time of survey):	52.0304	SYSTEM
< 25	-	0%
25 to 29	15	50%
30 to 34	8	27%
35 to 39	5	17%
40 to 49	2	7%
50 to 64	-	0%
> 64	-	0%
Unknown	-	0%
Total	30	100%
Mean Age:	31.2	29.0



5. Place of Residence (at time of survey):	52.0304	SYSTEM
BC - Lower Mainland	27	90%
BC - Vancouver Island	-	0%
BC - North	-	0%
BC - Southern Interior	-	0%
BC Subtotal	27	90%
Canada - Alberta	-	0%
Canada - Ontario	-	0%
Canada - Other	1	3%
U.S.A.	-	0%
Non-BC Subtotal	1	3%
Unknown	2	7%
Total	30	100%
		8,009
		100%



Detailed Summary of Survey Results

All Institutions

6 Digit CIP: 52.0304: Accounting and Finance.

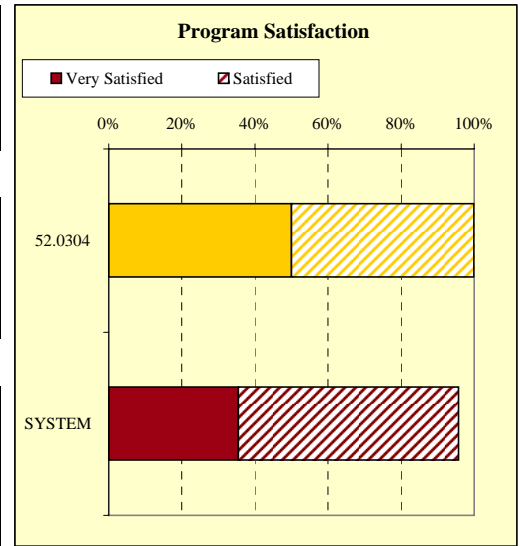
■ SYSTEM
■ 52.0304

EDUCATION EVALUATION AND SKILL DEVELOPMENT

6. Usefulness of Knowledge, Skills, and Abilities Acquired during Program in Work:	52.0304	SYSTEM
Very Useful	17 57%	2,934 44%
Somewhat Useful	12 40%	2,942 44%
Not Very Useful	1 3%	565 8%
Not at All Useful	- 0%	247 4%

7. Usefulness of Knowledge, Skills, and Abilities Acquired during Program in Day-to-day Life:	52.0304	SYSTEM
Very Useful	5 17%	2,013 30%
Somewhat Useful	19 63%	3,611 54%
Not Very Useful	6 20%	890 13%
Not at All Useful	- 0%	179 3%

8. Program Satisfaction:	52.0304	SYSTEM
Very Satisfied	15 50%	2,832 35%
Satisfied	15 50%	4,816 60%
Dissatisfied	- 0%	288 4%
Very Dissatisfied	- 0%	51 1%
Total	30 100%	7,987 100%



9. Would you select the same program again?	52.0304	SYSTEM
Yes	26 93%	6,053 79%
No, because . . . (multiple response question)	2	1,565
. . . interests have changed	- 0%*	468 17%*
. . . courses were not practical	1 33%*	597 22%*
. . . little or no career opportunities	1 33%*	505 18%*
. . . other	1 33%*	1,197 43%*

* Percent of total responses, among those who would not take program again

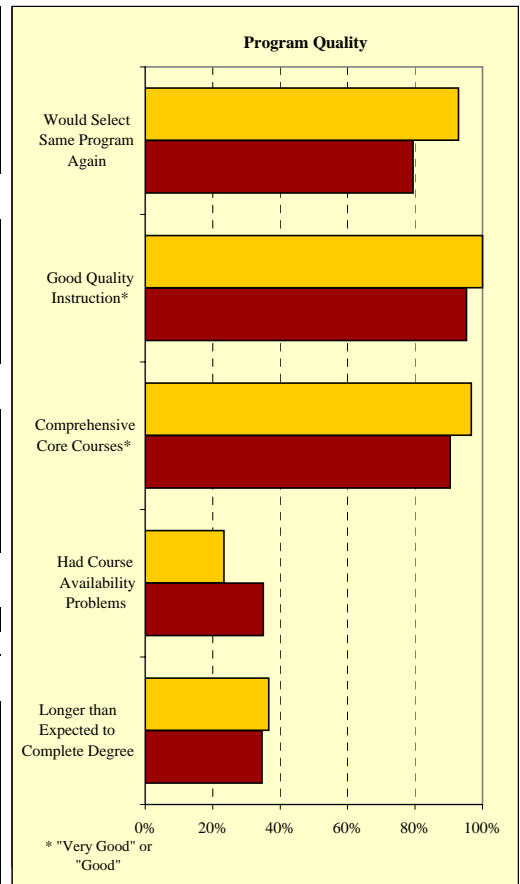
10. Quality of Instruction:	52.0304	SYSTEM
Very Good	10 33%	2,490 31%
Good	20 67%	5,096 64%
Poor	- 0%	348 4%
Very Poor	- 0%	28 0%
Total	30 100%	7,962 100%

11. Comprehensiveness of Core Courses:	52.0304	SYSTEM
Very Good	12 40%	2,045 26%
Good	17 57%	5,069 64%
Poor	1 3%	704 9%
Very Poor	- 0%	53 1%
Total	30 100%	7,871 100%

12. Course Availability:	52.0304	SYSTEM
Encountered course availability problems	7 23%	2,753 35%

13. Degree Completion:	52.0304	SYSTEM
Took longer than expected to complete degree	11 37%	2,770 35%
Top 4 reasons for prolonged degree completion (multiple response question):		
Personal or family reasons	4 19%*	401 8%*
Financial reasons / work	4 19%*	468 9%*
Change of major/program/specialization	1 5%*	403 8%*
Involvement in co-op program extended completion time	- 0%*	451 9%*
Other reason(s)	12 57%*	3,253 65%*

* Percent of total responses, among those who took longer than expected to complete degree



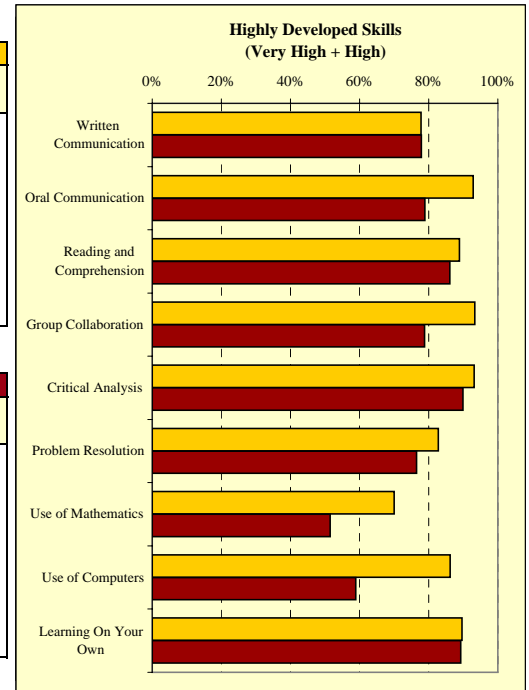
Detailed Summary of Survey Results
All Institutions
6 Digit CIP: 52.0304: Accounting and Finance.

■ SYSTEM
 ■ 52.0304

SKILL DEVELOPMENT

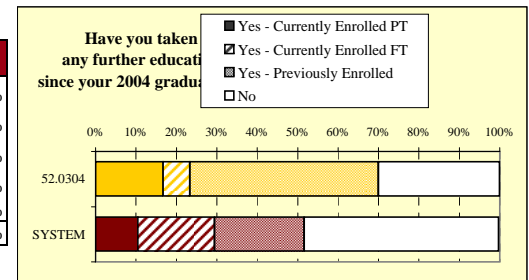
14a. To what degree did program help you develop the following skills?	52.0304				
	Very High	High	Low	Very Low	# Resp.
	Written Communication	4%	74%	22%	0%
Oral Communication	25%	68%	7%	0%	28
Reading and Comprehension	15%	74%	11%	0%	27
Group Collaboration	53%	40%	7%	0%	30
Critical Analysis	34%	59%	7%	0%	29
Problem Resolution	21%	62%	17%	0%	29
Use of Mathematics Appropriate to Field	23%	47%	27%	3%	30
Use of Computers Appropriate to Field	28%	59%	14%	0%	29
Learning On Your Own	38%	52%	10%	0%	29

14b. To what degree did program help you develop the following skills?	SYSTEM				
	Very High	High	Low	Very Low	# Resp.
	Written Communication	24%	54%	19%	3%
Oral Communication	23%	56%	19%	2%	7,662
Reading and Comprehension	31%	55%	12%	2%	7,627
Group Collaboration	32%	46%	18%	3%	7,670
Critical Analysis	41%	49%	9%	1%	7,885
Problem Resolution	21%	55%	21%	2%	7,577
Use of Mathematics Appropriate to Field	17%	35%	35%	14%	5,873
Use of Computers Appropriate to Field	20%	39%	31%	10%	6,615
Learning On Your Own	38%	52%	9%	2%	7,713

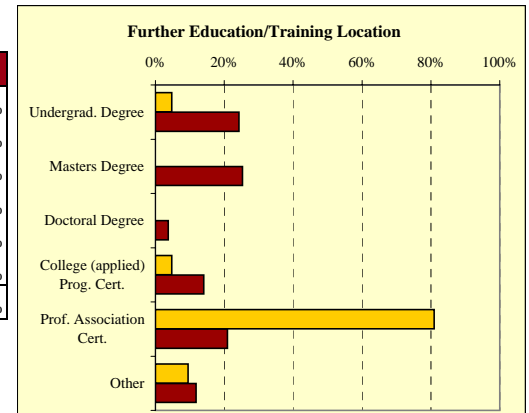


FURTHER EDUCATION

15. Took further education since 2004 graduation	52.0304	SYSTEM
Yes:		
Not currently enrolled	21	47%
Currently enrolled full-time	2	7%
Currently enrolled part-time	5	17%
No	9	30%
Total	30	100%



16. Type of Formal Post-Secondary Education	52.0304	SYSTEM
Undergraduate Degree	1	5%
Masters Degree	-	0%
Doctoral Degree	-	0%
College (applied) Program Certification	1	5%
Professional Association Certification	17	81%
Other	2	10%
Total Respondents	21	100%



Detailed Summary of Survey Results

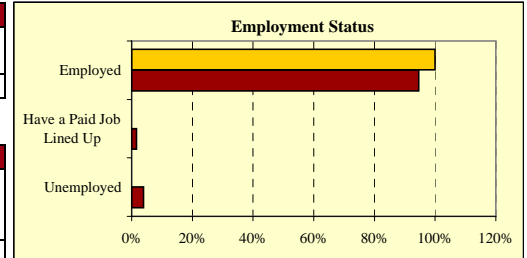
All Institutions

6 Digit CIP: 52.0304: Accounting and Finance.

■ SYSTEM
■ 52.0304

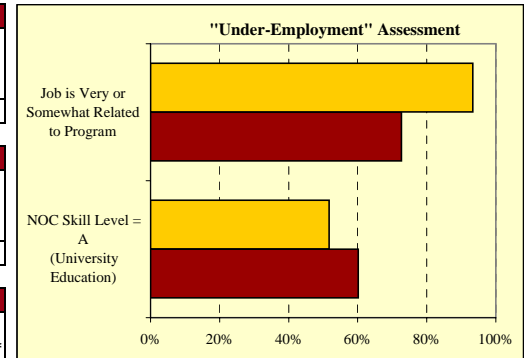
EMPLOYMENT

17. Labour Force Status:	52.0304	SYSTEM		
In Labour Force (working or seeking work)	30	100%	7,092	89%
Not in Labour Force	-	0%	905	11%
Grand Total	30	100%	7,997	100%



18. Employment Status of those IN Labour Force:	52.0304	SYSTEM		
Employed	30	100%	6,707	95%
Have a Paid Job Lined Up	-	0%	109	2%
Unemployed	-	0%	276	4%
Total Labour Force	30	100%	7,092	100%

19. Status of Graduates NOT in Labour Force:	52.0304	SYSTEM		
Attending School FT	N/A		677	75%
Attending School PT	N/A		32	4%
Other	N/A		196	22%
Total NOT in Labour Force	-		905	100%

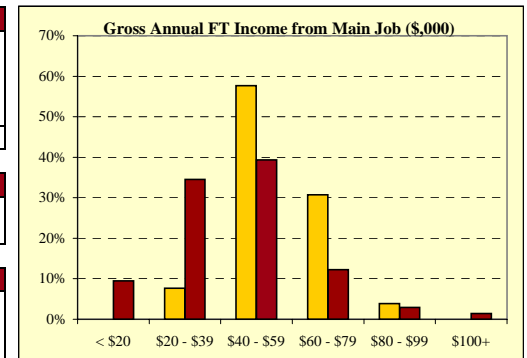


20. Employment Type:	52.0304	SYSTEM		
Paid worker	28	93%	6,048	90%
Self-employed	1	3%	356	5%
Both a paid worker and self-employed	1	3%	300	4%
Total Employed	30	100%	6,707	100%

21. Job Characteristics:	52.0304	SYSTEM		
I hold more than one job	5	17%*	1,333	20%
My main job is full-time (>= 30 hours per week)	29	100%**	5,464	84%*

* of total employed ** of those who provided data on hours/week worked

22. How related is your main job to your program?:	52.0304	SYSTEM		
Very Related	21	70%	3,006	45%
Somewhat Related	7	23%	1,865	28%
Not Very Related	2	7%	810	12%
Not At All Related	-	0%	1,020	15%
Total	30	100%	6,701	100%



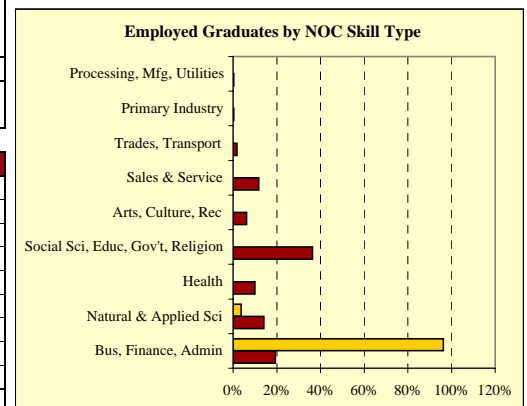
23. "Under-employment" Assessment:	52.0304	SYSTEM		
Job is very or somewhat related to program	28	93%	4,871	73%
NOC Skill Level = A (University Education)	15	52%	3,972	60%

* of total valid responses

24. Gross Annual Income from Main Job:*	52.0304	SYSTEM		
Less than \$20,000	-	0%	552	9%
\$20,000 to \$39,999	2	8%	2,009	35%
\$40,000 to \$59,999	15	58%	2,290	39%
\$60,000 to \$79,999	8	31%	714	12%
\$80,000 to \$99,999	1	4%	171	3%
\$100,000 and Above	-	0%	85	1%
Total	26	100%	5,821	100%
Median Annual Income (full-time)	\$55,000		\$43,000	
Average Annual Income (full-time)	\$54,492		\$46,444	

* where data provided

25. NOC Skill Type of Main Job:	52.0304	SYSTEM		
Business, Finance and Administration	26	96%	1,274	19%
Natural and Applied Sciences and Related	1	4%	927	14%
Health	-	0%	650	10%
Social Sciences, Educ., Gov't Services, Religion	-	0%	2,389	36%
Arts, Culture, Recreation and Sport	-	0%	404	6%
Sales and Service	-	0%	772	12%
Trades, Transport and Equip. Operators and Related	-	0%	117	2%
Unique to the Primary Industry	-	0%	21	0%
Unique to Processing, Manufacturing and Utilities	-	0%	18	0%
Total	27	100%	6,572	100%



Detailed Summary of Survey Results

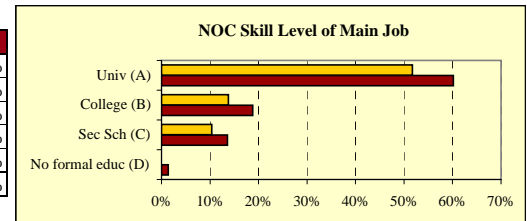
All Institutions

6 Digit CIP: 52.0304: Accounting and Finance.

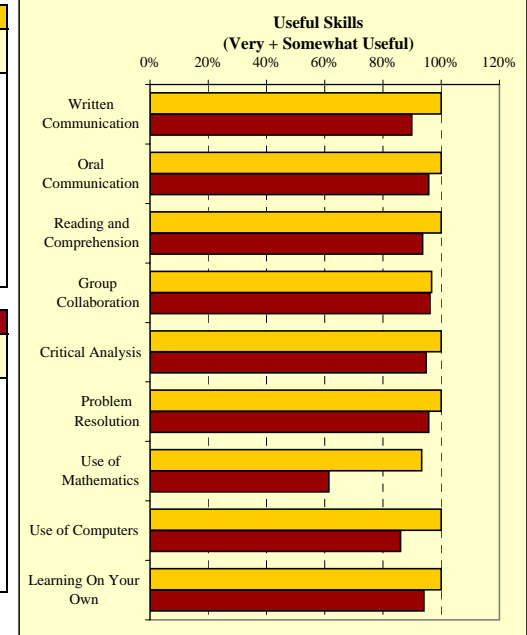
SYSTEM
52.0304

EMPLOYMENT, continued

26. NOC Skill Level of Main Job:	52.0304	SYSTEM
A. University education	15 52%	3,972 60%
B. College education/trade apprenticeship	4 14%	1,240 19%
C. Secondary school + job-specific training	3 10%	899 14%
D. No formal education	- 0%	92 1%
No skill level assigned (management)	7 24%	397 6%
Total	29 100%	6,600 100%



27a. How useful are the following skills and abilities in doing your main job?	52.0304				
	Very Useful	Somewhat Useful	Not Very Useful	Not at all Useful	# Resp.
Written Communication	47%	53%	0%	0%	30
Oral Communication	63%	37%	0%	0%	30
Reading and Comprehension	70%	30%	0%	0%	30
Group Collaboration	80%	17%	3%	0%	30
Critical Analysis	70%	30%	0%	0%	30
Problem Resolution	67%	33%	0%	0%	30
Use of Mathematics Appropriate to Field	47%	47%	7%	0%	30
Use of Computers Appropriate to Field	57%	43%	0%	0%	30
Learning On Your Own	63%	37%	0%	0%	30



27b. How useful are the following skills and abilities in doing your main job?	SYSTEM				
	Very Useful	Somewhat Useful	Not Very Useful	Not at all Useful	# Resp.
Written Communication	67%	23%	6%	4%	6,696
Oral Communication	77%	19%	3%	1%	6,696
Reading and Comprehension	70%	23%	4%	2%	6,696
Group Collaboration	79%	17%	3%	1%	6,699
Critical Analysis	74%	20%	3%	2%	6,698
Problem Resolution	75%	20%	3%	1%	6,693
Use of Mathematics Appropriate to Field	25%	36%	22%	17%	6,675
Use of Computers Appropriate to Field	56%	30%	8%	6%	6,688
Learning On Your Own	68%	26%	4%	2%	6,690

28a. Top 10 Full-time Occupations of 52.0304 Graduates:	52.0304		
NOC Skill Level Description	% Employed FT in this Occ.**	Median FT Salary	
1111 A Financial Auditors & Acnts	37%	\$52,000	
0111 N/A Financial Managers	17%	\$65,000	
1228 B Immigration, UI & Revenue Officers	10%	\$60,000	
0013 N/A Sr Mgrs-Finance, Comm & Business Srv	7%	\$65,000	
1112 A Financial & Investment Analysts	7%	\$55,000	
*			
*			
*			
*			
*			

*data not displayed where n < 2

**percentages cited are of those for whom occupational data was provided, full-time and part-time

28b. Top 10 Full-time Occupations of Graduates from All Institutions:	SYSTEM		
NOC Skill Level Description	% Employed FT in this Occ.**	Median FT Salary	
4141 A Secondary School Teachers	8%	\$42,000	
4142 A Elem & Kindergarten Teacher	7%	\$40,000	
3152 A Registered Nurses	5%	\$56,330	
1111 A Financial Auditors & Acnts	3%	\$42,500	
2174 A Computer Programmers/Interactive Media Developers	2%	\$50,000	
5124 A Occs in Public Relations & Comm	2%	\$42,000	
4112 A Lawyers & Quebec Notaries	2%	\$70,000	
1232 B Loan Officers	1%	\$40,000	
2173 A Software Engineers	1%	\$56,000	
4152 A Social Workers	1%	\$48,000	

*data not displayed where n < 2

**percentages cited are of those for whom occupational data was provided, full-time and part-time

Detailed Summary of Survey Results

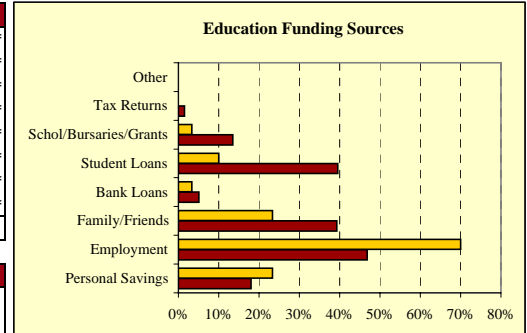
All Institutions

6 Digit CIP: 52.0304: Accounting and Finance.

SYSTEM
52.0304

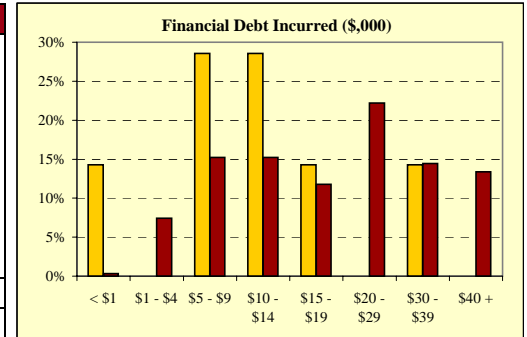
EDUCATION FINANCING

29. Education Funding Sources (2 sources per respondent):	52.0304	SYSTEM
Personal Savings	7 23%*	1,444 18%*
Employment	21 70%*	3,752 47%*
Family/Friends	7 23%*	3,146 39%*
Bank Loans	1 3%*	409 5%*
Student Loans	3 10%*	3,168 40%*
Scholarships/Bursaries/Grants	1 3%*	1,082 14%*
Tax Returns	- 0%*	120 1%*
Other	- 0%*	- 0%*
Total Respondents	30	8,009

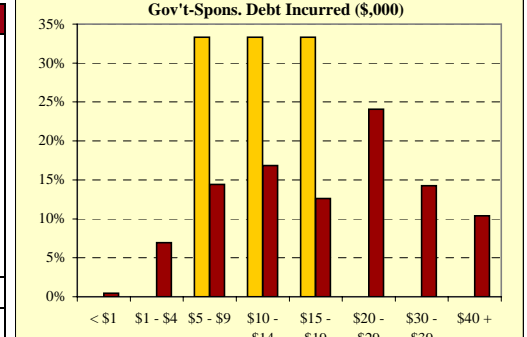


30. Financial Debt Incurred to Finance Univ. Education:	52.0304	SYSTEM
Incurred any form of financial debt	7 23%*	3,818 48%
Incurred government-sponsored student loan debt	3 10%*	3,190 40%

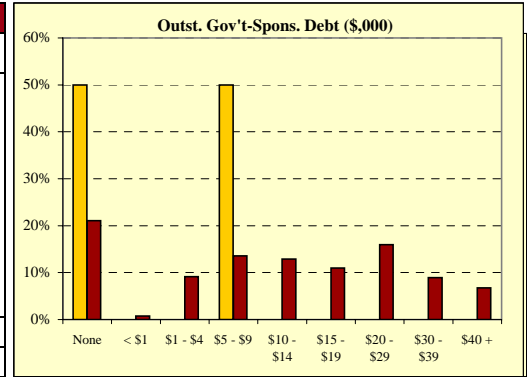
31. Financial Debt Amount:*	52.0304	SYSTEM
< \$1,000	1 14%	12 0%
\$1,000 to \$4,999	- 0%	284 7%
\$5,000 to \$9,999	2 29%	582 15%
\$10,000 to \$14,999	2 29%	581 15%
\$15,000 to \$19,999	1 14%	449 12%
\$20,000 to \$29,999	- 0%	847 22%
\$30,000 to \$39,999	1 14%	552 14%
\$40,000 or More	- 0%	511 13%
Total	7 100%	3,818 100%
Median Financial Debt	\$10,000	\$20,000



32. Government-Sponsored Student Loan Debt Amount:*	52.0304	SYSTEM
< \$1,000	- 0%	14 0%
\$1,000 to \$4,999	- 0%	222 7%
\$5,000 to \$9,999	1 33%	460 14%
\$10,000 to \$14,999	1 33%	537 17%
\$15,000 to \$19,999	1 33%	402 13%
\$20,000 to \$29,999	- 0%	768 24%
\$30,000 to \$39,999	- 0%	455 14%
\$40,000 or More	- 0%	332 10%
Total	3 100%	3,190 100%
Median Gov't-Sponsored Student Loan Debt	\$10,000	\$18,000



33. Outstanding Gov't-Sponsored Loan Debt Amount:*	52.0304	SYSTEM
None - Loan repaid in full	1 50%	644 21%
< \$1,000	- 0%	22 1%
\$1,000 to \$4,999	- 0%	280 9%
\$5,000 to \$9,999	1 50%	414 14%
\$10,000 to \$14,999	- 0%	395 13%
\$15,000 to \$19,999	- 0%	336 11%
\$20,000 to \$29,999	- 0%	487 16%
\$30,000 to \$39,999	- 0%	273 9%
\$40,000 or More	- 0%	207 7%
Total	2 100%	3,058 100%
Median Gov't-Sponsored Loan Debt Outstanding	\$2,500	\$11,000



*includes only cases where government-sponsored debt was incurred, and valid "amount remaining" was provided

Detailed Summary of Survey Results

All Institutions

6 Digit CIP: 52.0304: Accounting and Finance.

SYSTEM
52.0304

SPECIAL SECTION ON INTERNATIONAL EDUCATION

42. In your employment since graduation, how important has it been for you to understand the following international skills/issues?

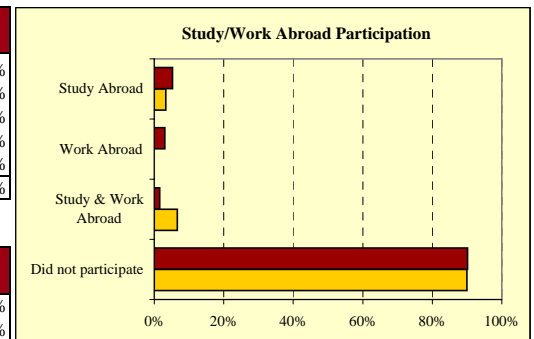
International Skill	52.0304					Total Resp.	SYSTEM					Total Resp.
	Very Important	Important	Not Very Important	Not at all Important	Not Applicable		Very Important	Important	Not Very Important	Not at all Important	Not Applicable	
Speak a second language	17%	13%	40%	30%	0%	30	20%	22%	28%	28%	2%	7966
International Business Practices	13%	57%	20%	10%	0%	30	13%	27%	32%	28%	0%	7817
Global Issues	7%	40%	33%	20%	0%	30	26%	38%	22%	14%	0%	7835
Interconnections between local and global issues	7%	53%	23%	17%	0%	30	29%	41%	18%	12%	0%	7835
Knowledge and traditions of other countries and cultures	7%	37%	43%	13%	0%	30	40%	35%	16%	10%	0%	7840

43. How helpful was the institution in preparing you with the following international skills?

International Skill	52.0304					Total Resp.	SYSTEM					Total Resp.
	Very Helpful	Helpful	Not Very Helpful	Not at all Helpful	Not Applicable		Very Helpful	Helpful	Not Very Helpful	Not at all Helpful	Not Applicable	
Speak a second language	0%	7%	17%	10%	66%	29	5%	12%	18%	18%	48%	7985
International Business Practices	3%	47%	43%	7%	0%	30	6%	23%	34%	37%	0%	7838
Global Issues	7%	57%	33%	3%	0%	30	20%	47%	20%	13%	0%	7946
Interconnections between local and global issues	3%	47%	47%	3%	0%	30	19%	47%	22%	12%	0%	7930
Knowledge and traditions of other countries and cultures	7%	30%	43%	20%	0%	30	20%	46%	22%	11%	0%	7942

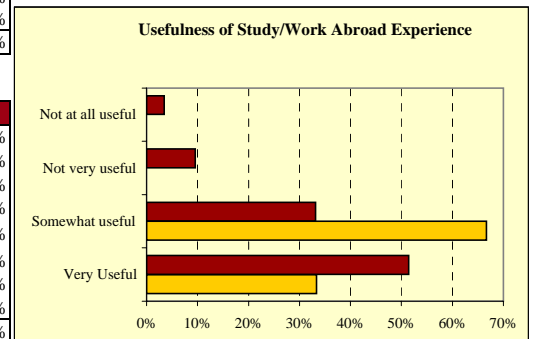
44. Did you study or work abroad during your program?

	52.0304		SYSTEM	
Yes:				
Study Abroad	3	10%	788	10%
Work Abroad	1	3%	420	5%
Study and work abroad	-	0%	243	3%
No	27	90%	7,180	90%
Total	30	100%	7,968	100%



45. Usefulness of study or work abroad experiences to current job:*

	52.0304		SYSTEM	
Very Useful	1	33%	405	51%
Somewhat useful	2	67%	261	33%
Not very useful	-	0%	75	10%
Not at all useful	-	0%	27	3%
Total	3	100%	788	100%



46. Reasons why you did not study or work abroad:

	52.0304		SYSTEM	
Not aware these opportunities exist	4	15%	705	10%
Financial reasons	1	4%	1,135	16%
Extended degree completion time	-	0%	341	5%
Personal reasons (i.e. employment, family)	5	19%	1,394	20%
No opportunities/Limited opportunities	5	19%	897	13%
Not interested/ relevant/ required/ attractive	10	38%	1,747	25%
Conflicts with schooling (course load too heavy)	1	4%	569	8%
Other	-	0%	257	4%
Total	26	100%	7,045	100%