

B.C. University Student Outcomes 2006 Survey of 2004 Baccalaureate Graduates

Detailed Summary of Survey Results

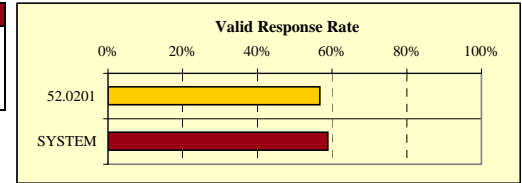
All Institutions

6 Digit CIP: 52.0201: Business Administration & Management, General

SYSTEM
52.0201

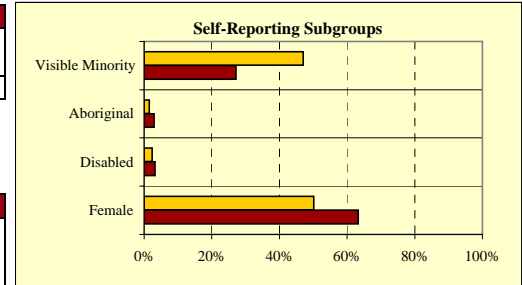
RESPONSE RATE

Survey Response Rate:	52.0201	SYSTEM
2004 Baccalaureate Graduates Survey Cohort	773	15,605
Net Frame	679	13,595
Survey Respondents and Valid Response Rate	385 57%	8,009 59%



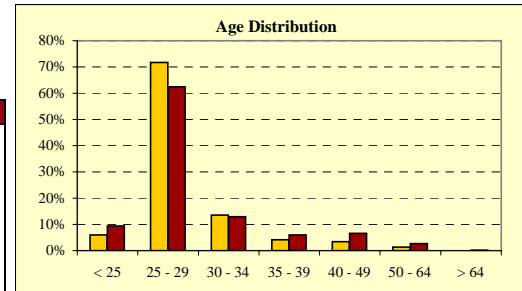
DEMOGRAPHIC INFORMATION

Gender:	52.0201	SYSTEM
Male	192 50%	2,941 37%
Female	193 50%	5,067 63%
Total	385 100%	8,008 100%

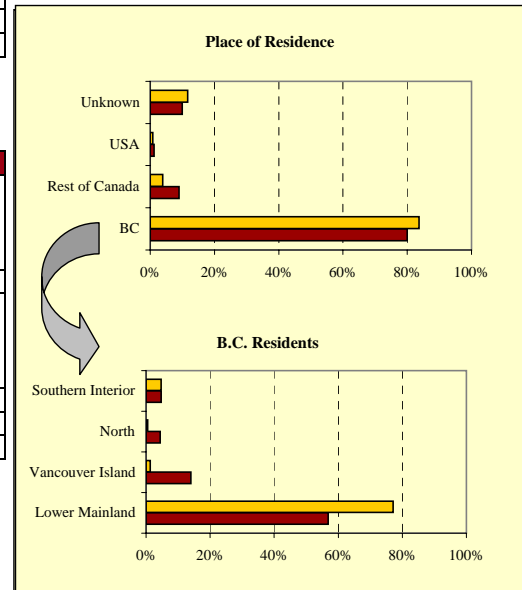


Self-Reporting Subgroups:	52.0201	SYSTEM
Disabled	9 2%	260 3%
Aboriginal	6 2%	232 3%
Visible Minority	181 47%	2,172 27%

Age (at time of survey):	52.0201	SYSTEM
< 25	23 6%	748 9%
25 to 29	276 72%	4,997 62%
30 to 34	52 14%	1,036 13%
35 to 39	16 4%	478 6%
40 to 49	13 3%	528 7%
50 to 64	5 1%	213 3%
> 64	- 0%	9 0%
Unknown	- 0%	- 0%
Total	385 100%	8,009 100%
Mean Age:	28.2	29.0



Place of Residence (at time of survey):	52.0201	SYSTEM
BC - Lower Mainland	297 77%	4,549 57%
BC - Vancouver Island	5 1%	1,124 14%
BC - North	2 1%	353 4%
BC - Southern Interior	18 5%	376 5%
BC Subtotal	322 84%	6,402 80%
Canada - Alberta	8 2%	310 4%
Canada - Ontario	5 1%	240 3%
Canada - Other	2 1%	164 2%
U.S.A.	3 1%	94 1%
Non-BC Subtotal	18 5%	808 10%
Unknown	45 12%	799 10%
Total	385 100%	8,009 100%



Detailed Summary of Survey Results

All Institutions

6 Digit CIP: 52.0201: Business Administration & Management, General

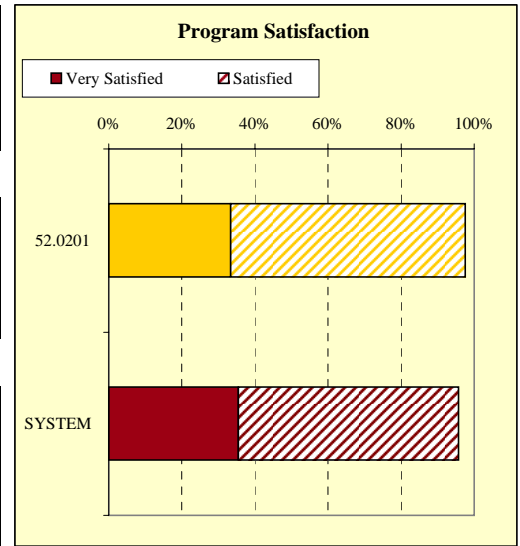
SYSTEM
52.0201

EDUCATION EVALUATION AND SKILL DEVELOPMENT

6. Usefulness of Knowledge, Skills, and Abilities Acquired during Program in Work:	52.0201	SYSTEM
Very Useful	150 43%	2,934 44%
Somewhat Useful	179 51%	2,942 44%
Not Very Useful	17 5%	565 8%
Not at All Useful	6 2%	247 4%

7. Usefulness of Knowledge, Skills, and Abilities Acquired during Program in Day-to-day Life:	52.0201	SYSTEM
Very Useful	91 26%	2,013 30%
Somewhat Useful	211 60%	3,611 54%
Not Very Useful	45 13%	890 13%
Not at All Useful	6 2%	179 3%

8. Program Satisfaction:	52.0201	SYSTEM
Very Satisfied	128 33%	2,832 35%
Satisfied	247 64%	4,816 60%
Dissatisfied	8 2%	288 4%
Very Dissatisfied	1 0%	51 1%
Total	384 100%	7987 100%



9. Would you select the same program again?	52.0201	SYSTEM
Yes	319 85%	6,053 79%
No, because . . . (multiple response question)	56	1,565
. . . interests have changed	22 24%*	468 17%*
. . . courses were not practical	16 18%*	597 22%*
. . . little or no career opportunities	12 13%*	505 18%*
. . . other	41 45%*	1,197 43%*

* Percent of total responses, among those who would not take program again

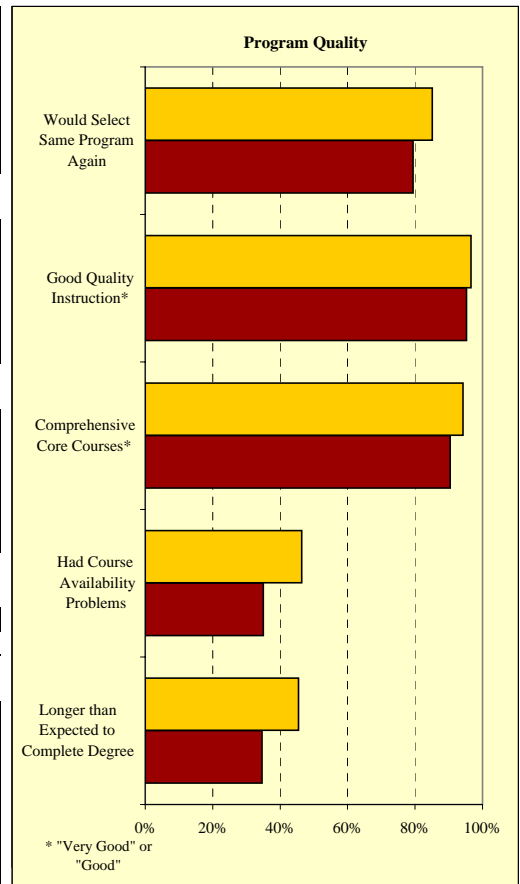
10. Quality of Instruction:	52.0201	SYSTEM
Very Good	100 26%	2,490 31%
Good	270 70%	5,096 64%
Poor	13 3%	348 4%
Very Poor	- 0%	28 0%
Total	383 100%	7,962 100%

11. Comprehensiveness of Core Courses:	52.0201	SYSTEM
Very Good	98 26%	2,045 26%
Good	263 69%	5,069 64%
Poor	21 5%	704 9%
Very Poor	1 0%	53 1%
Total	383 100%	7,871 100%

12. Course Availability:	52.0201	SYSTEM
Encountered course availability problems	174 46%	2,753 35%

13. Degree Completion:	52.0201	SYSTEM
Took longer than expected to complete degree	175 45%	2,770 35%
Top 4 reasons for prolonged degree completion (multiple response question):		
Personal or family reasons	13 4%*	401 8%*
Financial reasons / work	31 9%*	468 9%*
Change of major/program/specialization	18 5%*	403 8%*
Involvement in co-op program extended completion time	53 16%*	451 9%*
Other reason(s)	221 66%*	3,253 65%*

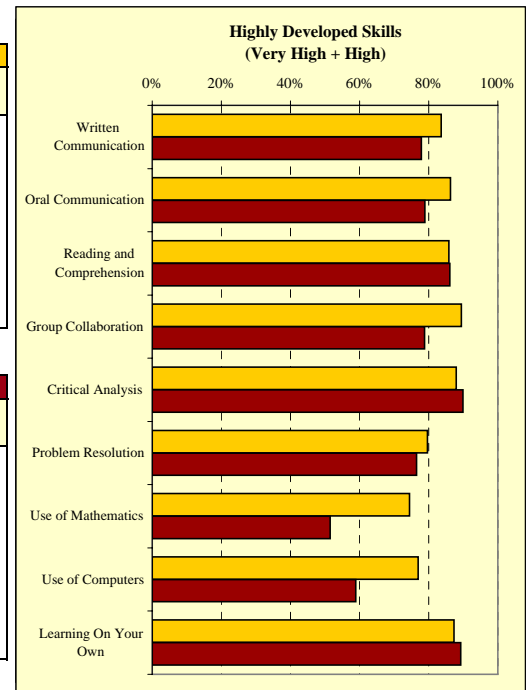
* Percent of total responses, among those who took longer than expected to complete degree



SKILL DEVELOPMENT

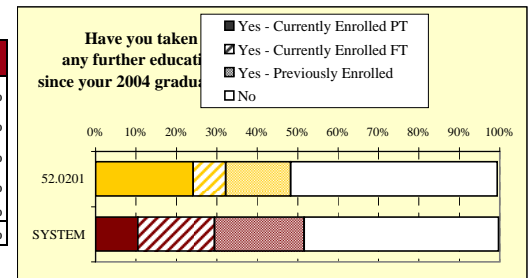
14a. To what degree did program help you develop the following skills?	52.0201					# Resp.
	Very High	High	Low	Very Low		
	Written Communication	23%	61%	16%	1%	
Oral Communication	23%	63%	13%	1%	372	
Reading and Comprehension	24%	62%	12%	2%	375	
Group Collaboration	40%	49%	9%	2%	380	
Critical Analysis	25%	63%	12%	1%	382	
Problem Resolution	19%	60%	19%	1%	373	
Use of Mathematics Appropriate to Field	23%	51%	24%	1%	368	
Use of Computers Appropriate to Field	31%	46%	21%	2%	377	
Learning On Your Own	32%	55%	11%	2%	379	

14b. To what degree did program help you develop the following skills?	SYSTEM					# Resp.
	Very High	High	Low	Very Low		
	Written Communication	24%	54%	19%	3%	
Oral Communication	23%	56%	19%	2%	7,662	
Reading and Comprehension	31%	55%	12%	2%	7,627	
Group Collaboration	32%	46%	18%	3%	7,670	
Critical Analysis	41%	49%	9%	1%	7,885	
Problem Resolution	21%	55%	21%	2%	7,577	
Use of Mathematics Appropriate to Field	17%	35%	35%	14%	5,873	
Use of Computers Appropriate to Field	20%	39%	31%	10%	6,615	
Learning On Your Own	38%	52%	9%	2%	7,713	

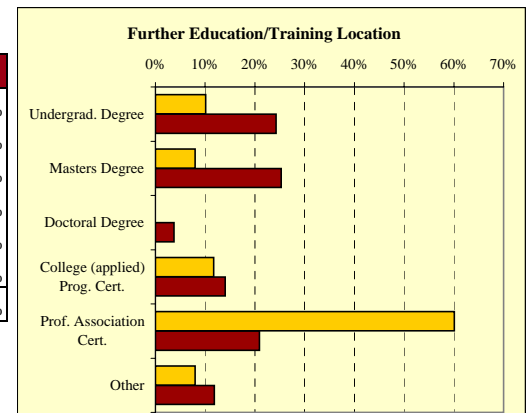


FURTHER EDUCATION

15. Took further education since 2004 graduation	52.0201	SYSTEM
Yes:		
Not currently enrolled	188 (49%)	4,158 (22%)
Currently enrolled full-time	62 (16%)	1,779 (10%)
Currently enrolled part-time	31 (8%)	1,520 (9%)
No	197 (51%)	3,851 (48%)
Total	385 (100%)	8,009 (100%)



16. Type of Formal Post-Secondary Education	52.0201	SYSTEM
Undergraduate Degree	19 (10%)	995 (24%)
Masters Degree	15 (8%)	1,036 (25%)
Doctoral Degree	- (0%)	152 (4%)
College (applied) Program Certification	22 (12%)	575 (14%)
Professional Association Certification	113 (60%)	858 (21%)
Other	15 (8%)	485 (12%)
Total Respondents	184 (98%)	4,101 (100%)



Detailed Summary of Survey Results

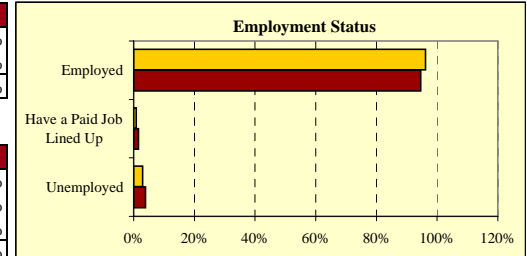
All Institutions

6 Digit CIP: 52.0201: Business Administration & Management, General

SYSTEM
52.0201

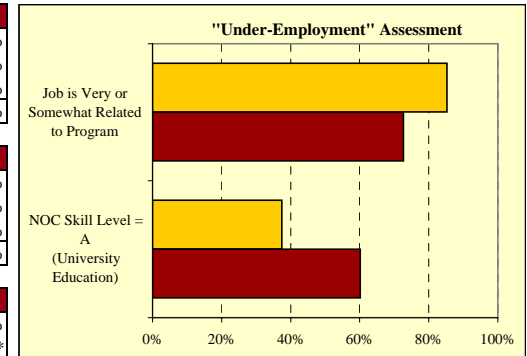
EMPLOYMENT

17. Labour Force Status:	52.0201	SYSTEM		
In Labour Force (working or seeking work)	367	96%	7,092	89%
Not in Labour Force	17	4%	905	11%
Grand Total	384	100%	7,997	100%



18. Employment Status of those IN Labour Force:	52.0201	SYSTEM		
Employed	353	96%	6,707	95%
Have a Paid Job Lined Up	3	1%	109	2%
Unemployed	11	3%	276	4%
Total Labour Force	367	100%	7,092	100%

19. Status of Graduates NOT in Labour Force:	52.0201	SYSTEM		
Attending School FT	10	59%	677	75%
Attending School PT	3	18%	32	4%
Other	4	24%	196	22%
Total NOT in Labour Force	17	100%	905	100%

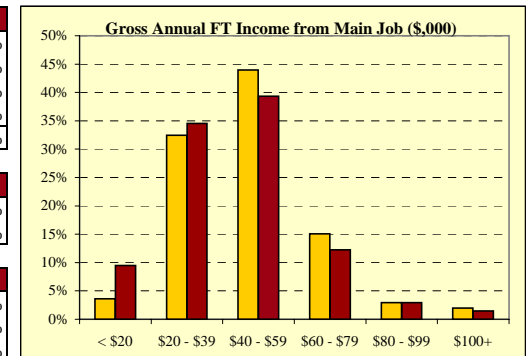


20. Employment Type:	52.0201	SYSTEM		
Paid worker	312	88%	6,048	90%
Self-employed	30	8%	356	5%
Both a paid worker and self-employed	10	3%	300	4%
Total Employed	353	100%	6,707	100%

21. Job Characteristics:	52.0201	SYSTEM		
I hold more than one job	47	13%*	1,333	20%
My main job is full-time (>= 30 hours per week)	333	95%**	5,464	84%*

* of total employed ** of those who provided data on hours/week worked

22. How related is your main job to your program?:	52.0201	SYSTEM		
Very Related	136	39%	3,006	45%
Somewhat Related	165	47%	1,865	28%
Not Very Related	32	9%	810	12%
Not At All Related	20	6%	1,020	15%
Total	353	100%	6,701	100%



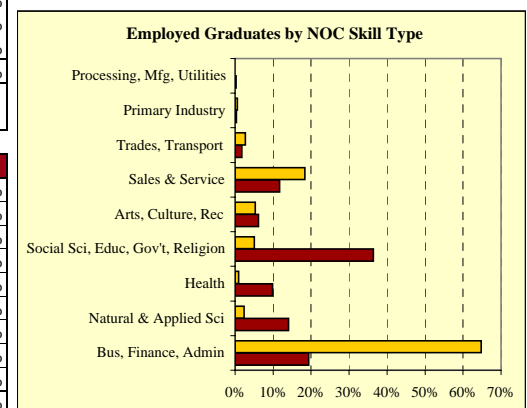
23. "Under-employment" Assessment:	52.0201	SYSTEM		
Job is very or somewhat related to program	301	85%	4,871	73%
NOC Skill Level = A (University Education)	128	37%	3,972	60%

* of total valid responses

24. Gross Annual Income from Main Job:*	52.0201	SYSTEM		
Less than \$20,000	11	4%	552	9%
\$20,000 to \$39,999	99	32%	2,009	35%
\$40,000 to \$59,999	134	44%	2,290	39%
\$60,000 to \$79,999	46	15%	714	12%
\$80,000 to \$99,999	9	3%	171	3%
\$100,000 and Above	6	2%	85	1%
Total	305	100%	5,821	100%
Median Annual Income (full-time)	\$43,000		\$43,000	
Average Annual Income (full-time)	\$47,040		\$46,444	

* where data provided

25. NOC Skill Type of Main Job:	52.0201	SYSTEM		
Business, Finance and Administration	219	65%	1,274	19%
Natural and Applied Sciences and Related	8	2%	927	14%
Health	3	1%	650	10%
Social Sciences, Educ., Gov't Services, Religion	17	5%	2,389	36%
Arts, Culture, Recreation and Sport	18	5%	404	6%
Sales and Service	62	18%	772	12%
Trades, Transport and Eqp. Operators and Related	9	3%	117	2%
Unique to the Primary Industry	2	1%	21	0%
Unique to Processing, Manufacturing and Utilities	-	0%	18	0%
Total	338	100%	6,572	100%



Detailed Summary of Survey Results

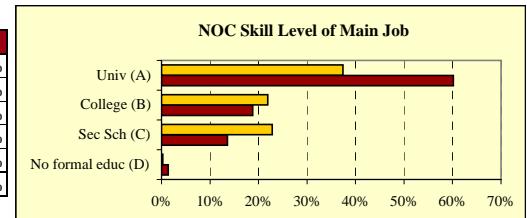
All Institutions

6 Digit CIP: 52.0201: Business Administration & Management, General

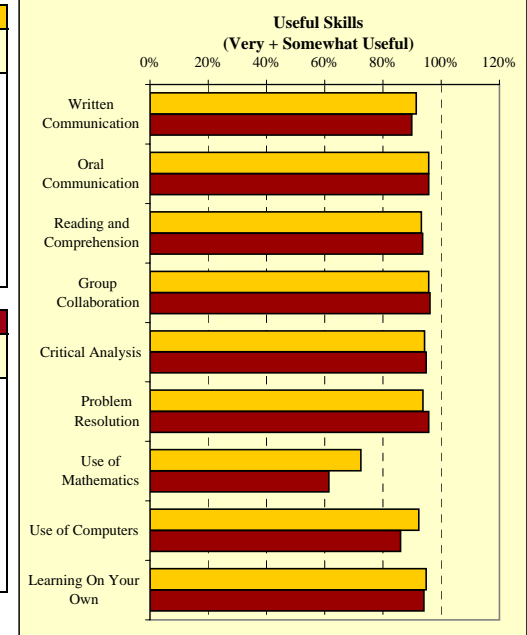
SYSTEM
52.0201

EMPLOYMENT, continued

26. NOC Skill Level of Main Job:	52.0201		SYSTEM	
A. University education	128	37%	3,972	60%
B. College education/trade apprenticeship	75	22%	1,240	19%
C. Secondary school + job-specific training	78	23%	899	14%
D. No formal education	1	0%	92	1%
No skill level assigned (management)	60	18%	397	6%
Total	342	100%	6,600	100%



27a. How useful are the following skills and abilities in doing your main job?	52.0201					#
	Very Useful	Somewhat Useful	Not Very Useful	Not at all Useful		Resp.
Written Communication	63%	28%	7%	2%		352
Oral Communication	69%	27%	3%	1%		351
Reading and Comprehension	64%	29%	5%	1%		352
Group Collaboration	72%	24%	3%	1%		352
Critical Analysis	64%	30%	5%	0%		352
Problem Resolution	67%	26%	6%	0%		352
Use of Mathematics Appropriate to Field	32%	40%	21%	7%		352
Use of Computers Appropriate to Field	64%	29%	7%	1%		351
Learning On Your Own	58%	37%	4%	1%		352



27b. How useful are the following skills and abilities in doing your main job?	SYSTEM					#
	Very Useful	Somewhat Useful	Not Very Useful	Not at all Useful		Resp.
Written Communication	67%	23%	6%	4%		6,696
Oral Communication	77%	19%	3%	1%		6,696
Reading and Comprehension	70%	23%	4%	2%		6,696
Group Collaboration	79%	17%	3%	1%		6,699
Critical Analysis	74%	20%	3%	2%		6,698
Problem Resolution	75%	20%	3%	1%		6,693
Use of Mathematics Appropriate to Field	25%	36%	22%	17%		6,675
Use of Computers Appropriate to Field	56%	30%	8%	6%		6,688
Learning On Your Own	68%	26%	4%	2%		6,690

28a. Top 10 Full-time Occupations of 52.0201 Graduates:	52.0201		
NOC	NOC Skill Level Description	% Employed FT in this Occ.**	Median FT Salary
1111	A Financial Auditors & Acnts	16%	\$42,000
0611	N/A Sales, Marketing & Advrt Managers	6%	\$51,250
1232	B Loan Officers	6%	\$40,000
1431	C Accounting & Related Clerks	5%	\$34,000
1114	A Other Financial Officers	5%	\$57,500
1112	A Financial & Investment Analysts	4%	\$42,000
5124	A Occs in Public Relations & Comm	3%	\$38,000
1223	B Personnel & Recruitment Officers	3%	\$36,700
1453	C Customer Srvc, Info & Related Clerks	3%	\$36,256
6411	C Sales Reps, Wholesale Trade Non-Tech	2%	\$53,000

*data not displayed where n < 2

**percentages cited are of those for whom occupational data was provided, full-time and part-time

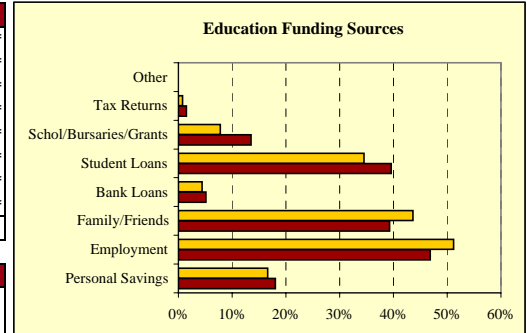
28b. Top 10 Full-time Occupations of Graduates from All Institutions:	SYSTEM		
NOC	NOC Skill Level Description	% Employed FT in this Occ.**	Median FT Salary
4141	A Secondary School Teachers	8%	\$42,000
4142	A Elem & Kindergarten Teacher	7%	\$40,000
3152	A Registered Nurses	5%	\$56,330
1111	A Financial Auditors & Acnts	3%	\$42,500
2174	A Computer Programmers/Interactive Media Developers	2%	\$50,000
5124	A Occs in Public Relations & Comm	2%	\$42,000
4112	A Lawyers & Quebec Notaries	2%	\$70,000
1232	B Loan Officers	1%	\$40,000
2173	A Software Engineers	1%	\$56,000
4152	A Social Workers	1%	\$48,000

*data not displayed where n < 2

**percentages cited are of those for whom occupational data was provided, full-time and part-time

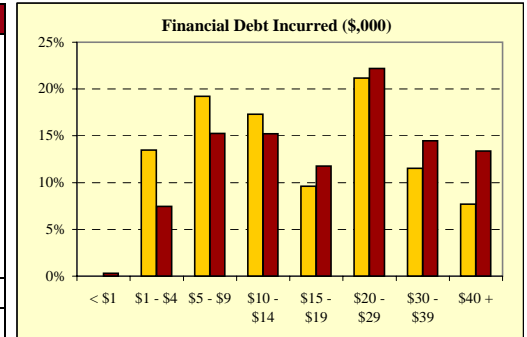
EDUCATION FINANCING

29. Education Funding Sources (2 sources per respondent):	52.0201	SYSTEM
Personal Savings	64 17%*	1,444 18%*
Employment	197 51%*	3,752 47%*
Family/Friends	168 44%*	3,146 39%*
Bank Loans	17 4%*	409 5%*
Student Loans	133 35%*	3,168 40%*
Scholarships/Bursaries/Grants	30 8%*	1,082 14%*
Tax Returns	3 1%*	120 1%*
Other	- 0%*	- 0%*
Total Respondents	385	8,009

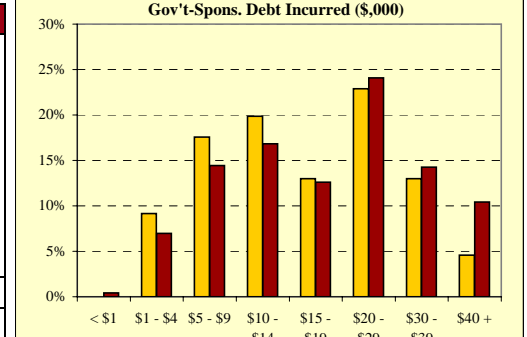


30. Financial Debt Incurred to Finance Univ. Education:	52.0201	SYSTEM
Incurred any form of financial debt	156 41%*	3,818 48%
Incurred government-sponsored student loan debt	131 34%*	3,190 40%

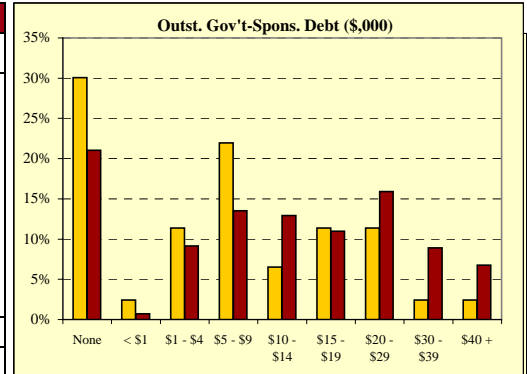
31. Financial Debt Amount:*	52.0201	SYSTEM
< \$1,000	- 0%	12 0%
\$1,000 to \$4,999	21 13%	284 7%
\$5,000 to \$9,999	30 19%	582 15%
\$10,000 to \$14,999	27 17%	581 15%
\$15,000 to \$19,999	15 10%	449 12%
\$20,000 to \$29,999	33 21%	847 22%
\$30,000 to \$39,999	18 12%	552 14%
\$40,000 or More	12 8%	511 13%
Total	156 100%	3,818 100%
Median Financial Debt	\$14,500	\$20,000



32. Government-Sponsored Student Loan Debt Amount:*	52.0201	SYSTEM
< \$1,000	- 0%	14 0%
\$1,000 to \$4,999	12 9%	222 7%
\$5,000 to \$9,999	23 18%	460 14%
\$10,000 to \$14,999	26 20%	537 17%
\$15,000 to \$19,999	17 13%	402 13%
\$20,000 to \$29,999	30 23%	768 24%
\$30,000 to \$39,999	17 13%	455 14%
\$40,000 or More	6 5%	332 10%
Total	131 100%	3,190 100%
Median Gov't-Sponsored Student Loan Debt	\$15,000	\$18,000



33. Outstanding Gov't-Sponsored Loan Debt Amount:*	52.0201	SYSTEM
None - Loan repaid in full	37 30%	644 21%
< \$1,000	3 2%	22 1%
\$1,000 to \$4,999	14 11%	280 9%
\$5,000 to \$9,999	27 22%	414 14%
\$10,000 to \$14,999	8 7%	395 13%
\$15,000 to \$19,999	14 11%	336 11%
\$20,000 to \$29,999	14 11%	487 16%
\$30,000 to \$39,999	3 2%	273 9%
\$40,000 or More	3 2%	207 7%
Total	123 100%	3,058 100%
Median Gov't-Sponsored Loan Debt Outstanding	\$5,000	\$11,000



* Percentage of respondents who identified this source

* Percentage of respondents who provided data

*includes only cases where financial debt was incurred

*includes only cases where government-sponsored debt was incurred

*includes only cases where government-sponsored debt was incurred, and valid "amount remaining" was provided

Detailed Summary of Survey Results

All Institutions

6 Digit CIP: 52.0201: Business Administration & Management, General

SYSTEM
52.0201

SPECIAL SECTION ON INTERNATIONAL EDUCATION

42. In your employment since graduation, how important has it been for you to understand the following international skills/issues?

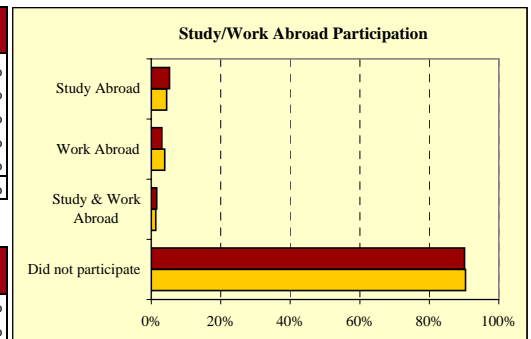
International Skill	52.0201						SYSTEM					
	Very Important	Important	Not Very Important	Not at all Important	Not Applicable	Total Resp.	Very Important	Important	Not Very Important	Not at all Important	Not Applicable	Total Resp.
Speak a second language	26%	22%	26%	26%	1%	384	20%	22%	28%	28%	2%	7966
International Business Practices	25%	39%	26%	11%	0%	383	13%	27%	32%	28%	0%	7817
Global Issues	19%	42%	28%	11%	0%	382	26%	38%	22%	14%	0%	7835
Interconnections between local and global issues	27%	44%	19%	9%	0%	382	29%	41%	18%	12%	0%	7835
Knowledge and traditions of other countries and cultures	28%	36%	25%	11%	0%	382	40%	35%	16%	10%	0%	7840

43. How helpful was the institution in preparing you with the following international skills?

International Skill	52.0201						SYSTEM					
	Very Helpful	Helpful	Not Very Helpful	Not at all Helpful	Not Applicable	Total Resp.	Very Helpful	Helpful	Not Very Helpful	Not at all Helpful	Not Applicable	Total Resp.
Speak a second language	2%	11%	23%	19%	44%	383	5%	12%	18%	18%	48%	7985
International Business Practices	15%	52%	26%	7%	0%	383	6%	23%	34%	37%	0%	7838
Global Issues	15%	54%	24%	7%	0%	382	20%	47%	20%	13%	0%	7946
Interconnections between local and global issues	15%	55%	24%	6%	0%	382	19%	47%	22%	12%	0%	7930
Knowledge and traditions of other countries and cultures	12%	48%	30%	11%	0%	383	20%	46%	22%	11%	0%	7942

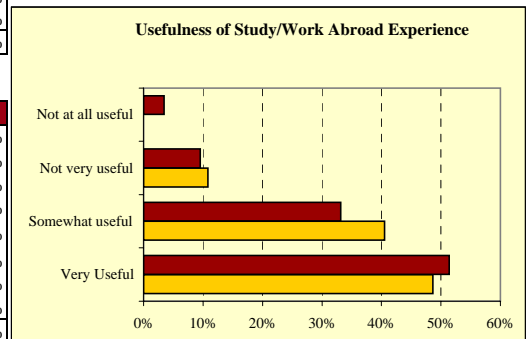
44. Did you study or work abroad during your program?

	52.0201	SYSTEM
Yes:		
Study Abroad	37	10%
Work Abroad	17	4%
Study and work abroad	15	4%
Study and work abroad	5	1%
No	348	90%
Total	385	100%



45. Usefulness of study or work abroad experiences to current job:*

	52.0201	SYSTEM
Very Useful	18	49%
Somewhat useful	15	41%
Not very useful	4	11%
Not at all useful	-	0%
Total	37	100%



46. Reasons why you did not study or work abroad:

	52.0201	SYSTEM
Not aware these opportunities exist	48	14%
Financial reasons	41	12%
Extended degree completion time	31	9%
Personal reasons (i.e. employment, family)	69	20%
No opportunities/Limited opportunities	27	8%
Not interested/ relevant/ required/ attractive	88	26%
Conflicts with schooling (course load too heavy)	23	7%
Other	16	5%
Total	343	100%

*excludes cases where student has not had job since graduation