

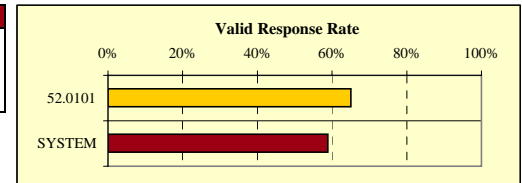
# B.C. University Student Outcomes 2006 Survey of 2004 Baccalaureate Graduates

Detailed Summary of Survey Results  
All Institutions  
6 Digit CIP: 52.0101: Business, General

SYSTEM  
52.0101

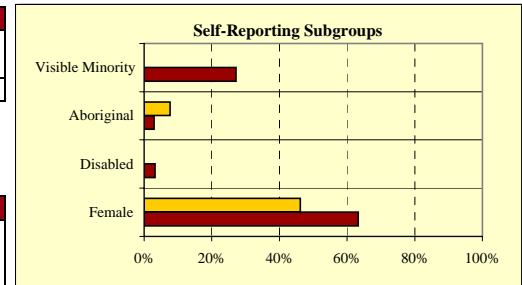
## RESPONSE RATE

1. Survey Response Rate:	52.0101	SYSTEM
2004 Baccalaureate Graduates Survey Cohort	22	15,605
Net Frame	20	13,595
Survey Respondents and Valid Response Rate	13	8,009
	65%	59%



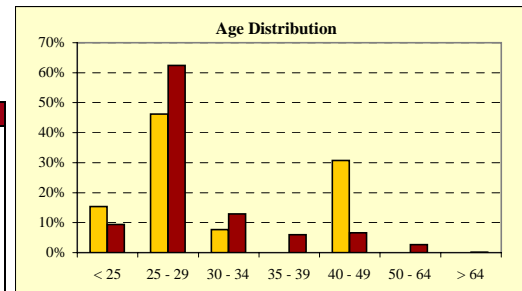
## DEMOGRAPHIC INFORMATION

2. Gender:	52.0101	SYSTEM
Male	7	2,941
Female	6	5,067
Total	13	8,008
	100%	100%

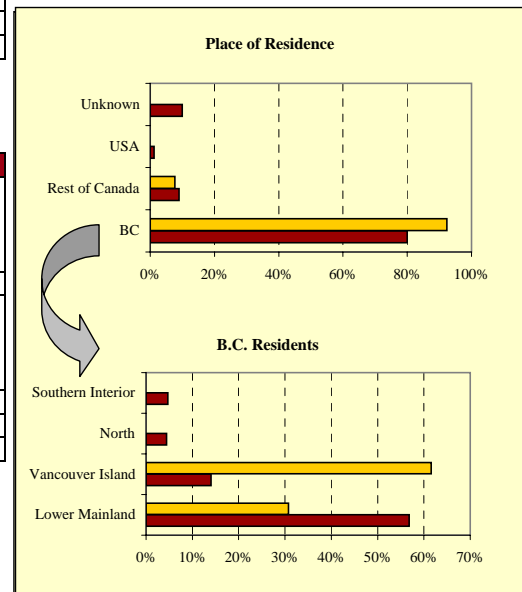


3. Self-Reporting Subgroups:	52.0101	SYSTEM
Disabled	-	260
Aboriginal	1	232
Visible Minority	-	2,172
	0%	3%
	8%	3%
	0%	27%

4. Age (at time of survey):	52.0101	SYSTEM
< 25	2	748
25 to 29	6	4,997
30 to 34	1	1,036
35 to 39	-	478
40 to 49	4	528
50 to 64	-	213
> 64	-	9
Unknown	-	-
Total	13	8,009
Mean Age:	30.6	29.0



5. Place of Residence (at time of survey):	52.0101	SYSTEM
BC - Lower Mainland	4	4,549
BC - Vancouver Island	8	1,124
BC - North	-	353
BC - Southern Interior	-	376
BC Subtotal	12	6,402
Canada - Alberta	1	310
Canada - Ontario	-	240
Canada - Other	-	164
U.S.A.	-	94
Non-BC Subtotal	1	808
Unknown	-	799
Total	13	8,009



Detailed Summary of Survey Results

All Institutions

6 Digit CIP: 52.0101: Business, General

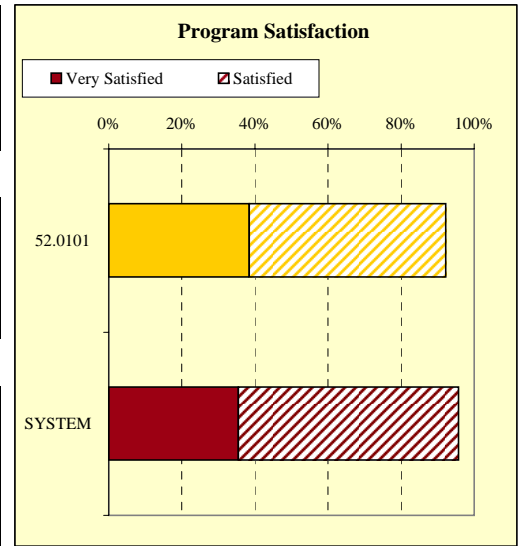
■ SYSTEM  
■ 52.0101

EDUCATION EVALUATION AND SKILL DEVELOPMENT

6. Usefulness of Knowledge, Skills, and Abilities Acquired during Program in Work:	52.0101	SYSTEM
Very Useful	3 33%	2,934 44%
Somewhat Useful	4 44%	2,942 44%
Not Very Useful	2 22%	565 8%
Not at All Useful	- 0%	247 4%

7. Usefulness of Knowledge, Skills, and Abilities Acquired during Program in Day-to-day Life:	52.0101	SYSTEM
Very Useful	3 33%	2,013 30%
Somewhat Useful	6 67%	3,611 54%
Not Very Useful	- 0%	890 13%
Not at All Useful	- 0%	179 3%

8. Program Satisfaction:	52.0101	SYSTEM
Very Satisfied	5 38%	2,832 35%
Satisfied	7 54%	4,816 60%
Dissatisfied	- 0%	288 4%
Very Dissatisfied	1 8%	51 1%
Total	13 100%	7,987 100%



9. Would you select the same program again?	52.0101	SYSTEM
Yes	6 60%	6,053 79%
No, because . . . (multiple response question)	4	1,565
. . . interests have changed	1 10%*	468 17%*
. . . courses were not practical	1 10%*	597 22%*
. . . little or no career opportunities	1 10%*	505 18%*
. . . other	7 70%*	1,197 43%*

\* Percent of total responses, among those who would not take program again

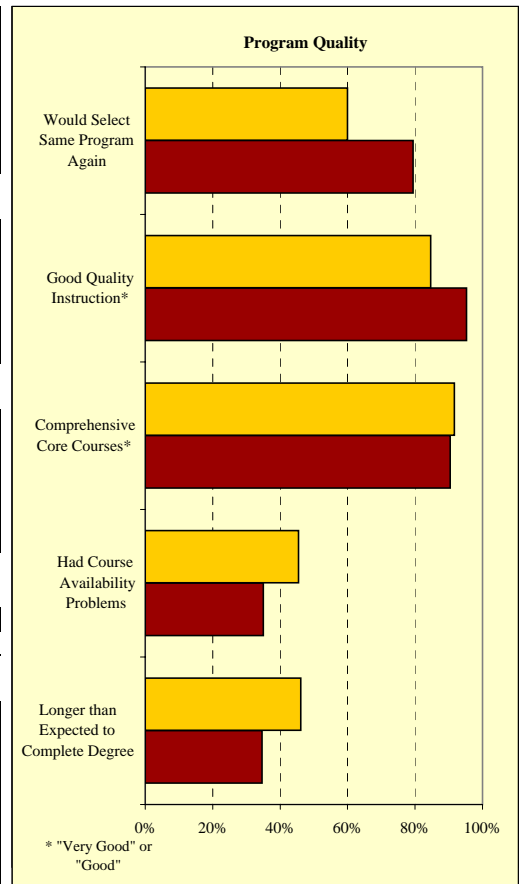
10. Quality of Instruction:	52.0101	SYSTEM
Very Good	5 38%	2,490 31%
Good	6 46%	5,096 64%
Poor	2 15%	348 4%
Very Poor	- 0%	28 0%
Total	13 100%	7,962 100%

11. Comprehensiveness of Core Courses:	52.0101	SYSTEM
Very Good	3 25%	2,045 26%
Good	8 67%	5,069 64%
Poor	- 0%	704 9%
Very Poor	1 8%	53 1%
Total	12 100%	7,871 100%

12. Course Availability:	52.0101	SYSTEM
Encountered course availability problems	5 45%	2,753 35%

13. Degree Completion:	52.0101	SYSTEM
Took longer than expected to complete degree	6 46%	2,770 35%
<b>Top 4 reasons for prolonged degree completion (multiple response question):</b>		
Personal or family reasons	1 8%*	401 8%*
Financial reasons / work	2 17%*	468 9%*
Change of major/program/specialization	1 8%*	403 8%*
Involvement in co-op program extended completion time	- 0%*	451 9%*
Other reason(s)	8 67%*	3,253 65%*

\* Percent of total responses, among those who took longer than expected to complete degree



Detailed Summary of Survey Results

All Institutions

6 Digit CIP: 52.0101: Business, General

SYSTEM  
52.0101

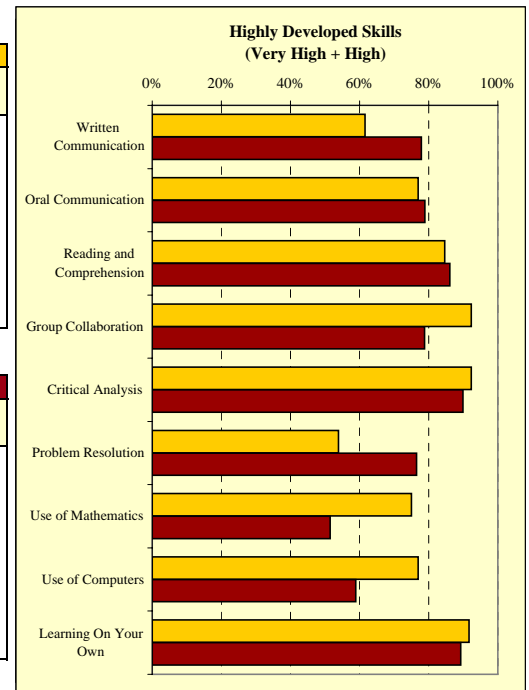
SKILL DEVELOPMENT

14a.

To what degree did program help you develop the following skills?	52.0101					# Resp.
	Very High	High	Low	Very Low		
	Written Communication	23%	38%	38%	0%	
Oral Communication	23%	54%	23%	0%	13	
Reading and Comprehension	23%	62%	15%	0%	13	
Group Collaboration	38%	54%	8%	0%	13	
Critical Analysis	23%	69%	8%	0%	13	
Problem Resolution	31%	23%	46%	0%	13	
Use of Mathematics Appropriate to Field	25%	50%	8%	17%	12	
Use of Computers Appropriate to Field	15%	62%	15%	8%	13	
Learning On Your Own	42%	50%	8%	0%	12	

14b.

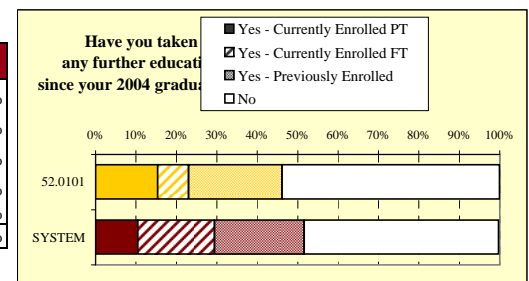
To what degree did program help you develop the following skills?	SYSTEM					# Resp.
	Very High	High	Low	Very Low		
	Written Communication	24%	54%	19%	3%	
Oral Communication	23%	56%	19%	2%	7,662	
Reading and Comprehension	31%	55%	12%	2%	7,627	
Group Collaboration	32%	46%	18%	3%	7,670	
Critical Analysis	41%	49%	9%	1%	7,885	
Problem Resolution	21%	55%	21%	2%	7,577	
Use of Mathematics Appropriate to Field	17%	35%	35%	14%	5,873	
Use of Computers Appropriate to Field	20%	39%	31%	10%	6,615	
Learning On Your Own	38%	52%	9%	2%	7,713	



FURTHER EDUCATION

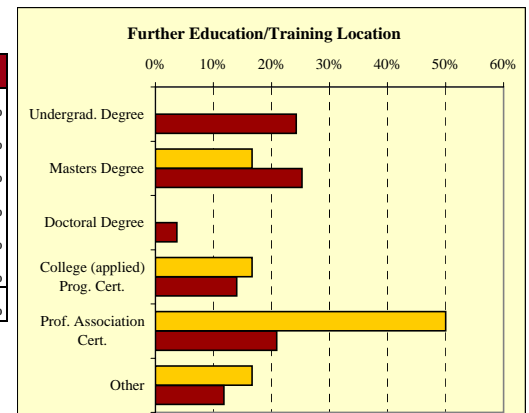
15.

Took further education since 2004 graduation	52.0101	SYSTEM
Yes:	6	4,158
Not currently enrolled	3	1,779
Currently enrolled full-time	1	1,520
Currently enrolled part-time	2	838
No	7	3,851
Total	13	8,009



16.

Type of Formal Post-Secondary Education	52.0101	SYSTEM
Undergraduate Degree	-	995
Masters Degree	1	1,036
Doctoral Degree	-	152
College (applied) Program Certification	1	575
Professional Association Certification	3	858
Other	1	485
Total Respondents	6	4,101

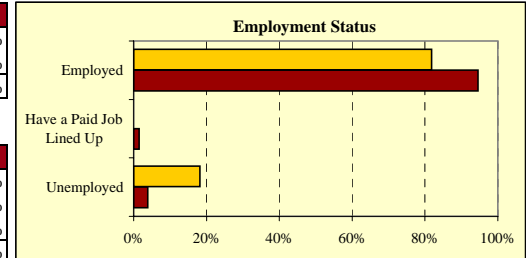


**Detailed Summary of Survey Results**  
**All Institutions**  
**6 Digit CIP: 52.0101: Business, General**

■ SYSTEM  
■ 52.0101

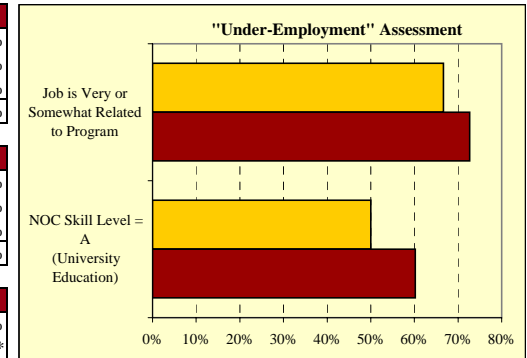
**EMPLOYMENT**

17. <b>Labour Force Status:</b>	52.0101	SYSTEM
In Labour Force (working or seeking work)	11 85%	7,092 89%
Not in Labour Force	2 15%	905 11%
Grand Total	13 100%	7,997 100%



18. <b>Employment Status of those IN Labour Force:</b>	52.0101	SYSTEM
Employed	9 82%	6,707 95%
Have a Paid Job Lined Up	- 0%	109 2%
Unemployed	2 18%	276 4%
Total Labour Force	11 100%	7,092 100%

19. <b>Status of Graduates NOT in Labour Force:</b>	52.0101	SYSTEM
Attending School FT	- 0%	677 75%
Attending School PT	1 50%	32 4%
Other	1 50%	196 22%
Total NOT in Labour Force	2 100%	905 100%

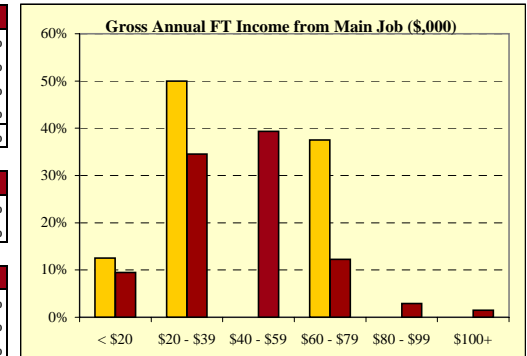


20. <b>Employment Type:</b>	52.0101	SYSTEM
Paid worker	8 89%	6,048 90%
Self-employed	1 11%	356 5%
Both a paid worker and self-employed	- 0%	300 4%
Total Employed	9 100%	6,707 100%

21. <b>Job Characteristics:</b>	52.0101	SYSTEM
I hold more than one job	- 0%*	1,333 20%
My main job is full-time (>= 30 hours per week)	7 88%**	5,464 84%*

\* of total employed      \*\* of those who provided data on hours/week worked

22. <b>How related is your main job to your program?</b>	52.0101	SYSTEM
Very Related	2 22%	3,006 45%
Somewhat Related	4 44%	1,865 28%
Not Very Related	1 11%	810 12%
Not At All Related	2 22%	1,020 15%
Total	9 100%	6,701 100%



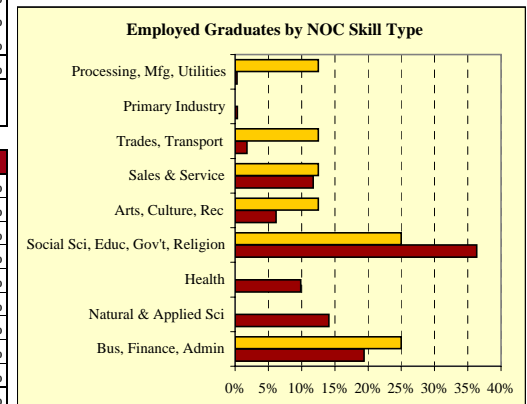
23. <b>"Under-employment" Assessment:</b>	52.0101	SYSTEM
Job is very or somewhat related to program	6 67%	4,871 73%
NOC Skill Level = A (University Education)	4 50%	3,972 60%

\* of total valid responses

24. <b>Gross Annual Income from Main Job:*</b>	52.0101	SYSTEM
Less than \$20,000	1 13%	552 9%
\$20,000 to \$39,999	4 50%	2,009 35%
\$40,000 to \$59,999	- 0%	2,290 39%
\$60,000 to \$79,999	3 38%	714 12%
\$80,000 to \$99,999	- 0%	171 3%
\$100,000 and Above	- 0%	85 1%
Total	8 100%	5,821 100%
Median Annual Income (full-time)	\$35,600	\$43,000
Average Annual Income (full-time)	\$46,514	\$46,444

\* where data provided

25. <b>NOC Skill Type of Main Job:</b>	52.0101	SYSTEM
Business, Finance and Administration	2 25%	1,274 19%
Natural and Applied Sciences and Related	- 0%	927 14%
Health	- 0%	650 10%
Social Sciences, Educ., Gov't Services, Religion	2 25%	2,389 36%
Arts, Culture, Recreation and Sport	1 13%	404 6%
Sales and Service	1 13%	772 12%
Trades, Transport and Equip. Operators and Related	1 13%	117 2%
Unique to the Primary Industry	- 0%	21 0%
Unique to Processing, Manufacturing and Utilities	1 13%	18 0%
Total	8 100%	6,572 100%



Detailed Summary of Survey Results

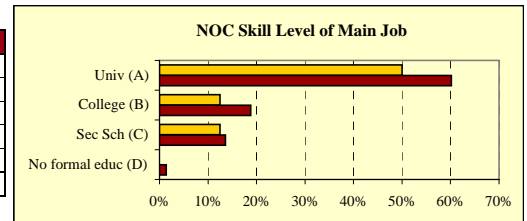
All Institutions

6 Digit CIP: 52.0101: Business, General

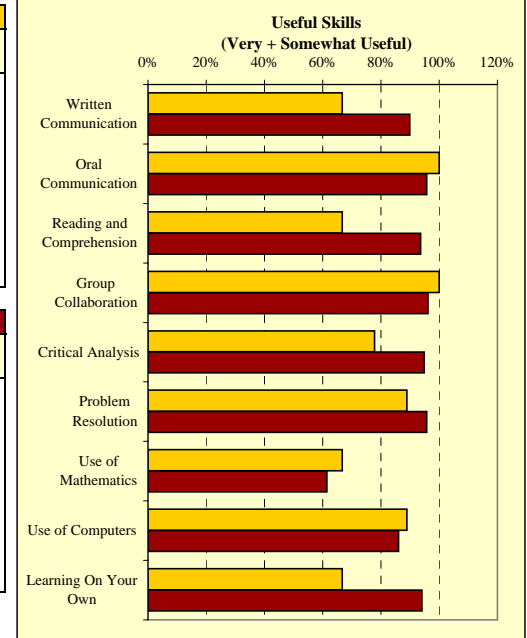
SYSTEM  
52.0101

EMPLOYMENT, continued

26. NOC Skill Level of Main Job:	52.0101	SYSTEM		
A. University education	4	50%	3,972	60%
B. College education/trade apprenticeship	1	13%	1,240	19%
C. Secondary school + job-specific training	1	13%	899	14%
D. No formal education	-	0%	92	1%
No skill level assigned (management)	2	25%	397	6%
Total	8	100%	6,600	100%



27a. How useful are the following skills and abilities in doing your main job?	52.0101					#
	Very Useful	Somewhat Useful	Not Very Useful	Not at all Useful	Resp.	
Written Communication	56%	11%	22%	11%	9	9
Oral Communication	89%	11%	0%	0%	9	9
Reading and Comprehension	67%	0%	15%	8%	9	9
Group Collaboration	78%	22%	0%	0%	9	9
Critical Analysis	67%	11%	11%	11%	9	9
Problem Resolution	67%	22%	11%	0%	9	9
Use of Mathematics Appropriate to Field	56%	11%	0%	33%	9	9
Use of Computers Appropriate to Field	78%	11%	11%	0%	9	9
Learning On Your Own	67%	0%	11%	22%	9	9



27b. How useful are the following skills and abilities in doing your main job?	SYSTEM					#
	Very Useful	Somewhat Useful	Not Very Useful	Not at all Useful	Resp.	
Written Communication	67%	23%	6%	4%	6,696	6,696
Oral Communication	77%	19%	3%	1%	6,696	6,696
Reading and Comprehension	70%	23%	4%	2%	6,696	6,696
Group Collaboration	79%	17%	3%	1%	6,699	6,699
Critical Analysis	74%	20%	3%	2%	6,698	6,698
Problem Resolution	75%	20%	3%	1%	6,693	6,693
Use of Mathematics Appropriate to Field	25%	36%	22%	17%	6,675	6,675
Use of Computers Appropriate to Field	56%	30%	8%	6%	6,688	6,688
Learning On Your Own	68%	26%	4%	2%	6,690	6,690

28a. Top 10 Full-time Occupations of 52.0101 Graduates:	52.0101		
NOC Skill Level Description	% Employed FT in this Occ.**	Median FT Salary	
* * * * *			
* * * * *			
* * * * *			
* * * * *			
* * * * *			
* * * * *			
* * * * *			
* * * * *			
* * * * *			
* * * * *			

\*data not displayed where n < 2

\*\*percentages cited are of those for whom occupational data was provided, full-time and part-time

28b. Top 10 Full-time Occupations of Graduates from All Institutions:	SYSTEM		
NOC Skill Level Description	% Employed FT in this Occ.**	Median FT Salary	
4141 A Secondary School Teachers	8%	\$42,000	
4142 A Elem & Kindergarten Teacher	7%	\$40,000	
3152 A Registered Nurses	5%	\$56,330	
1111 A Financial Auditors & Acnts	3%	\$42,500	
2174 A Computer Programmers/Interactive Media Developers	2%	\$50,000	
5124 A Occhs in Public Relations & Comm	2%	\$42,000	
4112 A Lawyers & Quebec Notaries	2%	\$70,000	
1232 B Loan Officers	1%	\$40,000	
2173 A Software Engineers	1%	\$56,000	
4152 A Social Workers	1%	\$48,000	

\*data not displayed where n < 2

\*\*percentages cited are of those for whom occupational data was provided, full-time and part-time

Detailed Summary of Survey Results

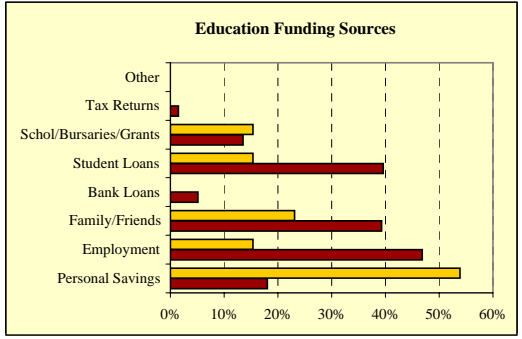
All Institutions

6 Digit CIP: 52.0101: Business, General

SYSTEM  
52.0101

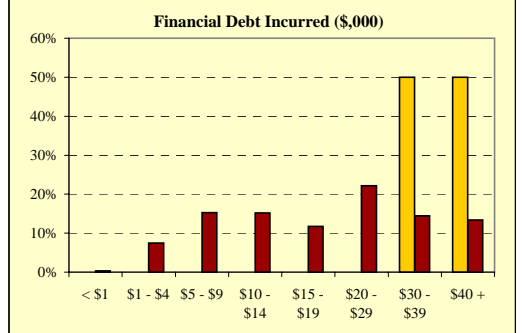
EDUCATION FINANCING

29. Education Funding Sources (2 sources per respondent):	52.0101	SYSTEM
Personal Savings	7 54%*	1,444 18%*
Employment	2 15%*	3,752 47%*
Family/Friends	3 23%*	3,146 39%*
Bank Loans	- 0%*	409 5%*
Student Loans	2 15%*	3,168 40%*
Scholarships/Bursaries/Grants	2 15%*	1,082 14%*
Tax Returns	- 0%*	120 1%*
Other	- 0%*	- 0%*
Total Respondents	13	8,009

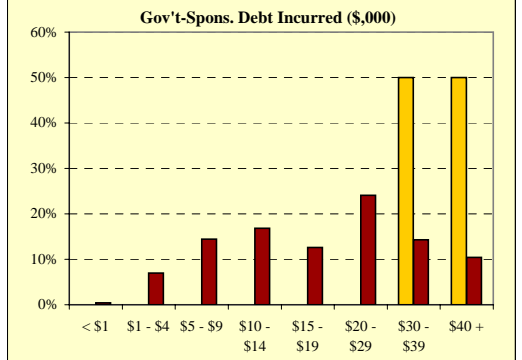


30. Financial Debt Incurred to Finance Univ. Education:	52.0101	SYSTEM
Incurred any form of financial debt	2 15%*	3,818 48%
Incurred government-sponsored student loan debt	2 15%*	3,190 40%

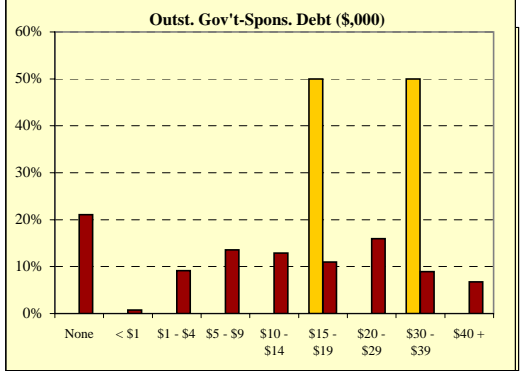
31. Financial Debt Amount:*	52.0101	SYSTEM
< \$1,000	- 0%	12 0%
\$1,000 to \$4,999	- 0%	284 7%
\$5,000 to \$9,999	- 0%	582 15%
\$10,000 to \$14,999	- 0%	581 15%
\$15,000 to \$19,999	- 0%	449 12%
\$20,000 to \$29,999	- 0%	847 22%
\$30,000 to \$39,999	1 50%	552 14%
\$40,000 or More	1 50%	511 13%
Total	2 100%	3,818 100%
Median Financial Debt	\$43,750	\$20,000



32. Government-Sponsored Student Loan Debt Amount:*	52.0101	SYSTEM
< \$1,000	- 0%	14 0%
\$1,000 to \$4,999	- 0%	222 7%
\$5,000 to \$9,999	- 0%	460 14%
\$10,000 to \$14,999	- 0%	537 17%
\$15,000 to \$19,999	- 0%	402 13%
\$20,000 to \$29,999	- 0%	768 24%
\$30,000 to \$39,999	1 50%	455 14%
\$40,000 or More	1 50%	332 10%
Total	2 100%	3,190 100%
Median Gov't-Sponsored Student Loan Debt	\$43,250	\$18,000



33. Outstanding Gov't-Sponsored Loan Debt Amount:*	52.0101	SYSTEM
None - Loan repaid in full	- 0%	644 21%
< \$1,000	- 0%	22 1%
\$1,000 to \$4,999	- 0%	280 9%
\$5,000 to \$9,999	- 0%	414 14%
\$10,000 to \$14,999	- 0%	395 13%
\$15,000 to \$19,999	1 50%	336 11%
\$20,000 to \$29,999	- 0%	487 16%
\$30,000 to \$39,999	1 50%	273 9%
\$40,000 or More	- 0%	207 7%
Total	2 100%	3,058 100%
Median Gov't-Sponsored Loan Debt Outstanding	\$27,250	\$11,000



Detailed Summary of Survey Results

All Institutions

6 Digit CIP: 52.0101: Business, General

SYSTEM  
52.0101

SPECIAL SECTION ON INTERNATIONAL EDUCATION

42. In your employment since graduation, how important has it been for you to understand the following international skills/issues?

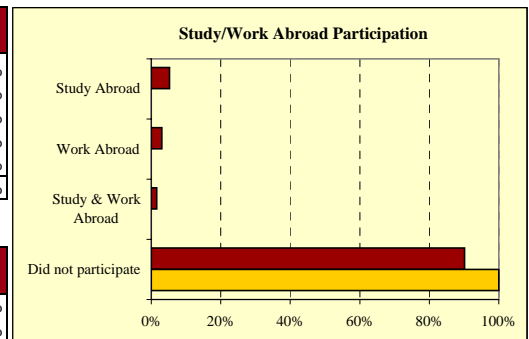
International Skill	52.0101						SYSTEM					
	Very Important	Important	Not Very Important	Not at all Important	Not Applicable	Total Resp.	Very Important	Important	Not Very Important	Not at all Important	Not Applicable	Total Resp.
Speak a second language	15%	15%	8%	46%	15%	13	20%	22%	28%	28%	2%	7966
International Business Practices	30%	30%	20%	20%	0%	10	13%	27%	32%	28%	0%	7817
Global Issues	20%	40%	30%	10%	0%	10	26%	38%	22%	14%	0%	7835
Interconnections between local and global issues	50%	20%	10%	20%	0%	10	29%	41%	18%	12%	0%	7835
Knowledge and traditions of other countries and cultures	30%	60%	0%	10%	0%	10	40%	35%	16%	10%	0%	7840

43. How helpful was the institution in preparing you with the following international skills?

International Skill	52.0101						SYSTEM					
	Very Helpful	Helpful	Not Very Helpful	Not at all Helpful	Not Applicable	Total Resp.	Very Helpful	Helpful	Not Very Helpful	Not at all Helpful	Not Applicable	Total Resp.
Speak a second language	0%	0%	15%	23%	62%	13	5%	12%	18%	18%	48%	7985
International Business Practices	8%	62%	23%	8%	0%	13	6%	23%	34%	37%	0%	7838
Global Issues	15%	54%	23%	8%	0%	13	20%	47%	20%	13%	0%	7946
Interconnections between local and global issues	23%	38%	31%	8%	0%	13	19%	47%	22%	12%	0%	7930
Knowledge and traditions of other countries and cultures	23%	31%	31%	15%	0%	13	20%	46%	22%	11%	0%	7942

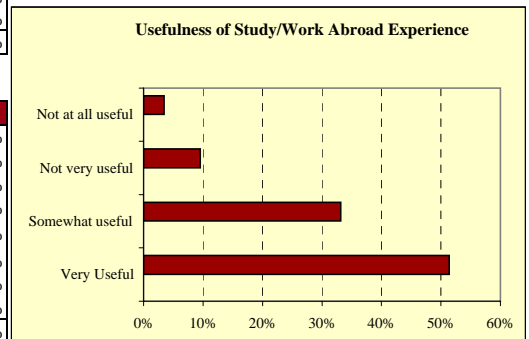
44. Did you study or work abroad during your program?

	52.0101	SYSTEM
Yes:		
Study Abroad	-	0%
Work Abroad	-	0%
Study and work abroad	-	0%
No	13	100%
Total	13	100%



45. Usefulness of study or work abroad experiences to current job:\*

	52.0101	SYSTEM
Very Useful	N/A	405 51%
Somewhat useful	N/A	261 33%
Not very useful	N/A	75 10%
Not at all useful	N/A	27 3%
Total	-	788 100%



46. Reasons why you did not study or work abroad:

	52.0101	SYSTEM
Not aware these opportunities exist	-	0%
Financial reasons	2	18%
Extended degree completion time	-	0%
Personal reasons (i.e. employment, family)	3	27%
No opportunities/Limited opportunities	3	27%
Not interested/ relevant/ required/ attractive	1	9%
Conflicts with schooling (course load too heavy)	1	9%
Other	1	9%
Total	11	100%