

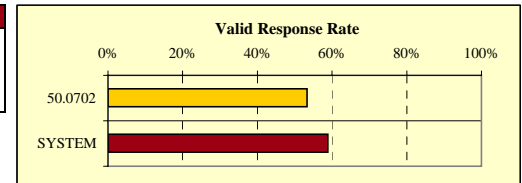
B.C. University Student Outcomes 2006 Survey of 2004 Baccalaureate Graduates

Detailed Summary of Survey Results
All Institutions
6 Digit CIP: 50.0702: Fine/Studio Arts

SYSTEM
50.0702

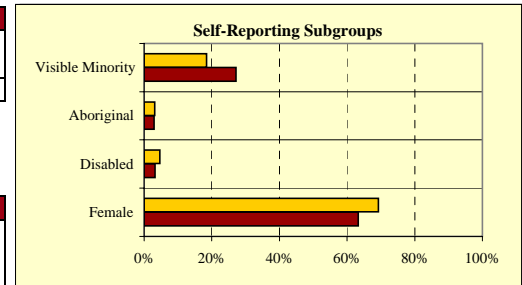
RESPONSE RATE

1. Survey Response Rate:	50.0702	SYSTEM
2004 Baccalaureate Graduates Survey Cohort	152	15,605
Net Frame	122	13,595
Survey Respondents and Valid Response Rate	65 53%	8,009 59%

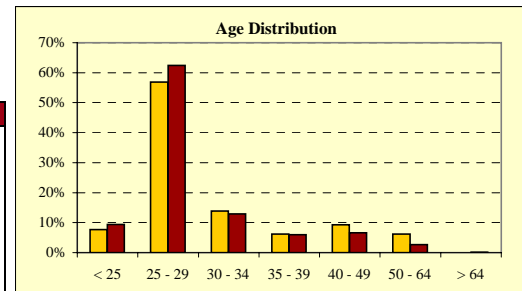


DEMOGRAPHIC INFORMATION

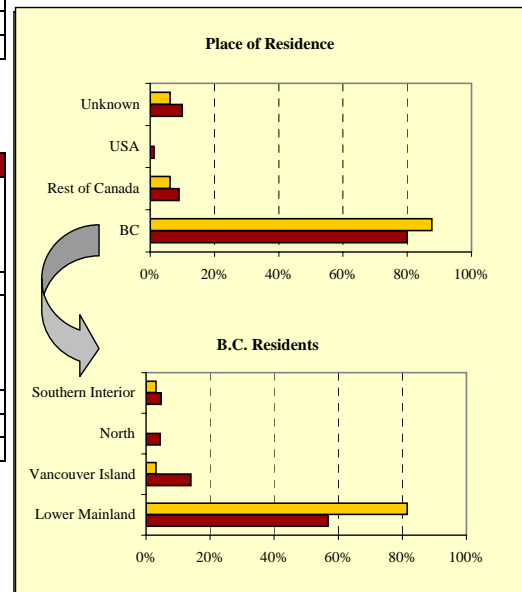
2. Gender:	50.0702	SYSTEM
Male	20 31%	2,941 37%
Female	45 69%	5,067 63%
Total	65 100%	8,008 100%



3. Self-Reporting Subgroups:	50.0702	SYSTEM
Disabled	3 5%	260 3%
Aboriginal	2 3%	232 3%
Visible Minority	12 18%	2,172 27%



4. Age (at time of survey):	50.0702	SYSTEM
< 25	5 8%	748 9%
25 to 29	37 57%	4,997 62%
30 to 34	9 14%	1,036 13%
35 to 39	4 6%	478 6%
40 to 49	6 9%	528 7%
50 to 64	4 6%	213 3%
> 64	- 0%	9 0%
Unknown	- 0%	- 0%
Total	65 100%	8,009 100%
Mean Age:	31.6	29.0



5. Place of Residence (at time of survey):	50.0702	SYSTEM
BC - Lower Mainland	53 82%	4,549 57%
BC - Vancouver Island	2 3%	1,124 14%
BC - North	- 0%	353 4%
BC - Southern Interior	2 3%	376 5%
BC Subtotal	57 88%	6,402 80%
Canada - Alberta	1 2%	310 4%
Canada - Ontario	1 2%	240 3%
Canada - Other	2 3%	164 2%
U.S.A.	- 0%	94 1%
Non-BC Subtotal	4 6%	808 10%
Unknown	4 6%	799 10%
Total	65 100%	8,009 100%

Detailed Summary of Survey Results
All Institutions
6 Digit CIP: 50.0702: Fine/Studio Arts

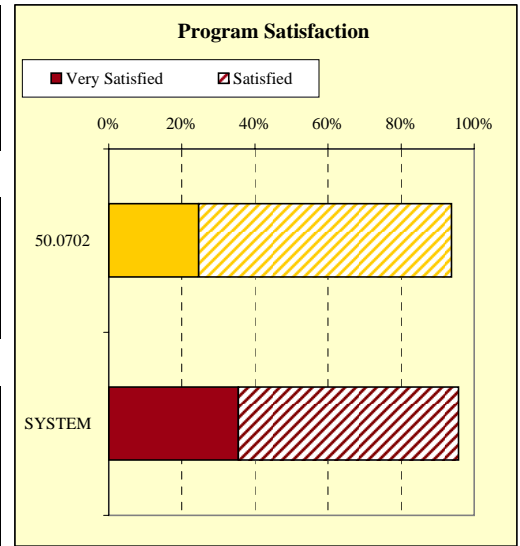
■ SYSTEM
 ■ 50.0702

EDUCATION EVALUATION AND SKILL DEVELOPMENT

6. Usefulness of Knowledge, Skills, and Abilities Acquired during Program in Work:	50.0702	SYSTEM
Very Useful	12 26%	2,934 44%
Somewhat Useful	20 43%	2,942 44%
Not Very Useful	8 17%	565 8%
Not at All Useful	6 13%	247 4%

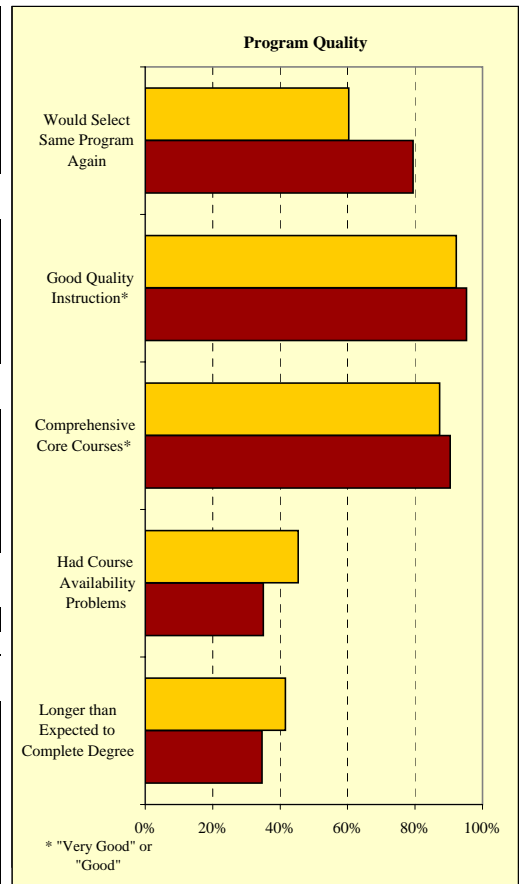
7. Usefulness of Knowledge, Skills, and Abilities Acquired during Program in Day-to-day Life:	50.0702	SYSTEM
Very Useful	18 40%	2,013 30%
Somewhat Useful	23 51%	3,611 54%
Not Very Useful	3 7%	890 13%
Not at All Useful	1 2%	179 3%

8. Program Satisfaction:	50.0702	SYSTEM
Very Satisfied	16 25%	2,832 35%
Satisfied	45 69%	4,816 60%
Dissatisfied	3 5%	288 4%
Very Dissatisfied	1 2%	51 1%
Total	65 100%	7,987 100%



9. Would you select the same program again?	50.0702	SYSTEM
Yes	38 60%	6,053 79%
No, because . . . (multiple response question)	25	1,565
. . . interests have changed	6 14%*	468 17%*
. . . courses were not practical	11 26%*	597 22%*
. . . little or no career opportunities	7 16%*	505 18%*
. . . other	19 44%*	1,197 43%*

* Percent of total responses, among those who would not take program again



* "Very Good" or "Good"

10. Quality of Instruction:	50.0702	SYSTEM
Very Good	11 17%	2,490 31%
Good	48 75%	5,096 64%
Poor	4 6%	348 4%
Very Poor	1 2%	28 0%
Total	64 100%	7,962 100%

11. Comprehensiveness of Core Courses:	50.0702	SYSTEM
Very Good	11 17%	2,045 26%
Good	44 70%	5,069 64%
Poor	7 11%	704 9%
Very Poor	1 2%	53 1%
Total	63 100%	7,871 100%

12. Course Availability:	50.0702	SYSTEM
Encountered course availability problems	29 45%	2,753 35%

13. Degree Completion:	50.0702	SYSTEM
Took longer than expected to complete degree	27 42%	2,770 35%
Top 4 reasons for prolonged degree completion (multiple response question):		
Personal or family reasons	2 5%*	401 8%*
Financial reasons / work	7 18%*	468 9%*
Change of major/program/specialization	5 13%*	403 8%*
Involvement in co-op program extended completion time	- 0%*	451 9%*
Other reason(s)	26 65%*	3,253 65%*

* Percent of total responses, among those who took longer than expected to complete degree

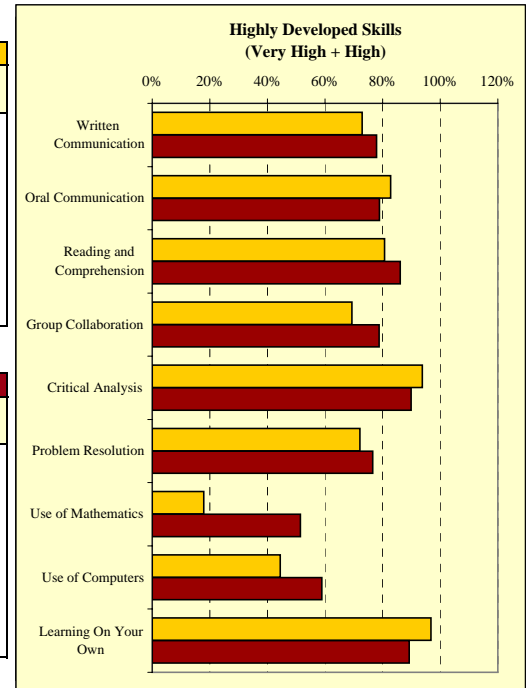
Detailed Summary of Survey Results
All Institutions
6 Digit CIP: 50.0702: Fine/Studio Arts

■ SYSTEM
 ■ 50.0702

SKILL DEVELOPMENT

14a.

To what degree did program help you develop the following skills?	50.0702					# Resp.
	Very High	High	Low	Very Low		
	Written Communication	20%	53%	19%	8%	
Oral Communication	34%	48%	14%	3%	64	
Reading and Comprehension	29%	52%	13%	6%	62	
Group Collaboration	21%	48%	24%	6%	62	
Critical Analysis	63%	31%	3%	3%	64	
Problem Resolution	25%	48%	25%	3%	61	
Use of Mathematics Appropriate to Field	4%	14%	36%	46%	28	
Use of Computers Appropriate to Field	4%	41%	37%	19%	54	
Learning On Your Own	40%	57%	3%	0%	63	



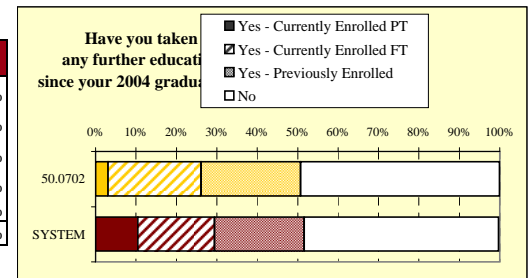
14b.

To what degree did program help you develop the following skills?	SYSTEM					# Resp.
	Very High	High	Low	Very Low		
	Written Communication	24%	54%	19%	3%	
Oral Communication	23%	56%	19%	2%	7,662	
Reading and Comprehension	31%	55%	12%	2%	7,627	
Group Collaboration	32%	46%	18%	3%	7,670	
Critical Analysis	41%	49%	9%	1%	7,885	
Problem Resolution	21%	55%	21%	2%	7,577	
Use of Mathematics Appropriate to Field	17%	35%	35%	14%	5,873	
Use of Computers Appropriate to Field	20%	39%	31%	10%	6,615	
Learning On Your Own	38%	52%	9%	2%	7,713	

FURTHER EDUCATION

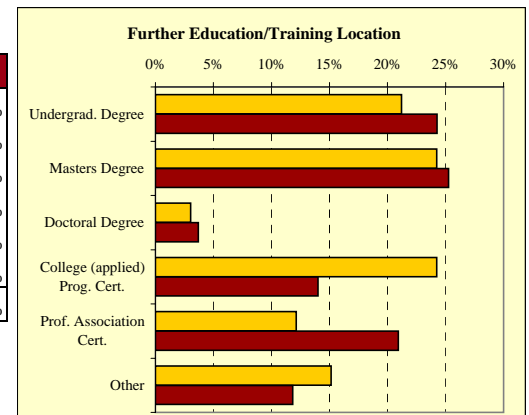
15. Took further education since 2004 graduation

	50.0702	SYSTEM
Yes:	33	4,158
Not currently enrolled	16	1,779
Currently enrolled full-time	15	1,520
Currently enrolled part-time	2	838
No	32	3,851
Total	65	8,009



16. Type of Formal Post-Secondary Education

	50.0702	SYSTEM
Undergraduate Degree	7	995
Masters Degree	8	1,036
Doctoral Degree	1	152
College (applied) Program Certification	8	575
Professional Association Certification	4	858
Other	5	485
Total Respondents	33	4,101

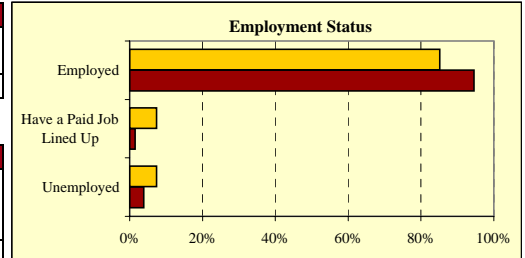


Detailed Summary of Survey Results
All Institutions
6 Digit CIP: 50.0702: Fine/Studio Arts

■ SYSTEM
 ■ 50.0702

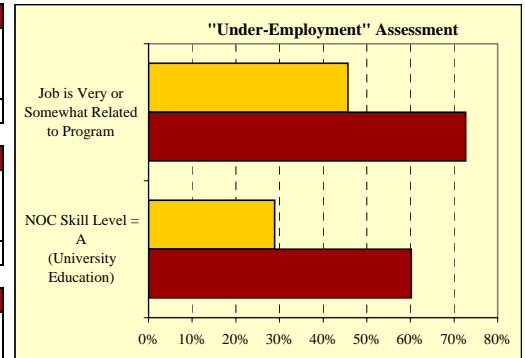
EMPLOYMENT

17. Labour Force Status:	50.0702	SYSTEM
In Labour Force (working or seeking work)	54 83%	7,092 89%
Not in Labour Force	11 17%	905 11%
Grand Total	65 100%	7,997 100%



18. Employment Status of those IN Labour Force:	50.0702	SYSTEM
Employed	46 85%	6,707 95%
Have a Paid Job Lined Up	4 7%	109 2%
Unemployed	4 7%	276 4%
Total Labour Force	54 100%	7,092 100%

19. Status of Graduates NOT in Labour Force:	50.0702	SYSTEM
Attending School FT	6 55%	677 75%
Attending School PT	- 0%	32 4%
Other	5 45%	196 22%
Total NOT in Labour Force	11 100%	905 100%

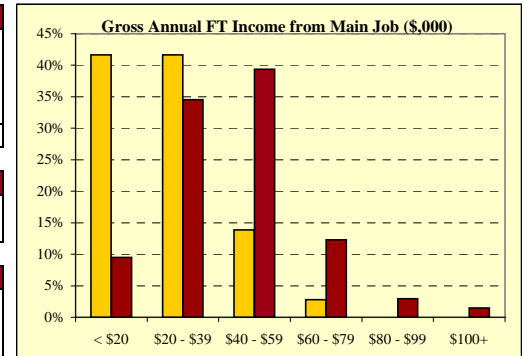


20. Employment Type:	50.0702	SYSTEM
Paid worker	29 63%	6,048 90%
Self-employed	5 11%	356 5%
Both a paid worker and self-employed	12 26%	300 4%
Total Employed	46 100%	6,707 100%

21. Job Characteristics:	50.0702	SYSTEM
I hold more than one job	22 48%*	1,333 20%
My main job is full-time (>= 30 hours per week)	29 67%**	5,464 84%*

* of total employed ** of those who provided data on hours/week worked

22. How related is your main job to your program?:	50.0702	SYSTEM
Very Related	9 20%	3,006 45%
Somewhat Related	12 26%	1,865 28%
Not Very Related	6 13%	810 12%
Not At All Related	19 41%	1,020 15%
Total	46 100%	6,701 100%



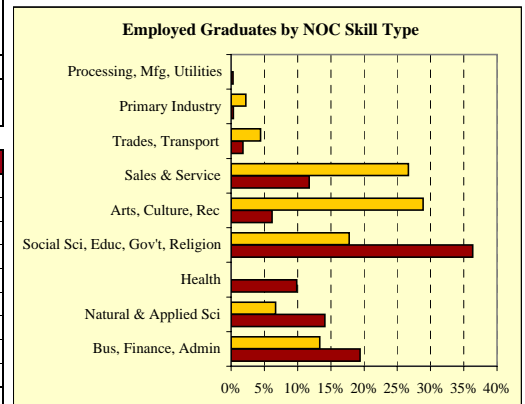
23. "Under-employment" Assessment:	50.0702	SYSTEM
Job is very or somewhat related to program	21 46%	4,871 73%
NOC Skill Level = A (University Education)	13 29%	3,972 60%

* of total valid responses

24. Gross Annual Income from Main Job:*	50.0702	SYSTEM
Less than \$20,000	15 42%	552 9%
\$20,000 to \$39,999	15 42%	2,009 35%
\$40,000 to \$59,999	5 14%	2,290 39%
\$60,000 to \$79,999	1 3%	714 12%
\$80,000 to \$99,999	- 0%	171 3%
\$100,000 and Above	- 0%	85 1%
Total	36 100%	5,821 100%
Median Annual Income (full-time)	\$34,000	\$43,000
Average Annual Income (full-time)	\$32,140	\$46,444

* where data provided

25. NOC Skill Type of Main Job:	50.0702	SYSTEM
Business, Finance and Administration	6 13%	1,274 19%
Natural and Applied Sciences and Related	3 7%	927 14%
Health	- 0%	650 10%
Social Sciences, Educ., Gov't Services, Religion	8 18%	2,389 36%
Arts, Culture, Recreation and Sport	13 29%	404 6%
Sales and Service	12 27%	772 12%
Trades, Transport and Equip. Operators and Related	2 4%	117 2%
Unique to the Primary Industry	1 2%	21 0%
Unique to Processing, Manufacturing and Utilities	- 0%	18 0%
Total	45 100%	6,572 100%

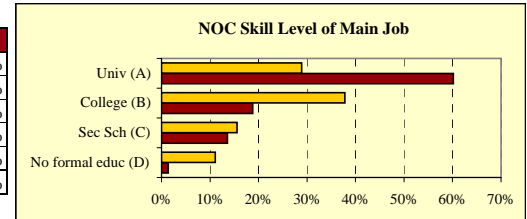


Detailed Summary of Survey Results
All Institutions
6 Digit CIP: 50.0702: Fine/Studio Arts

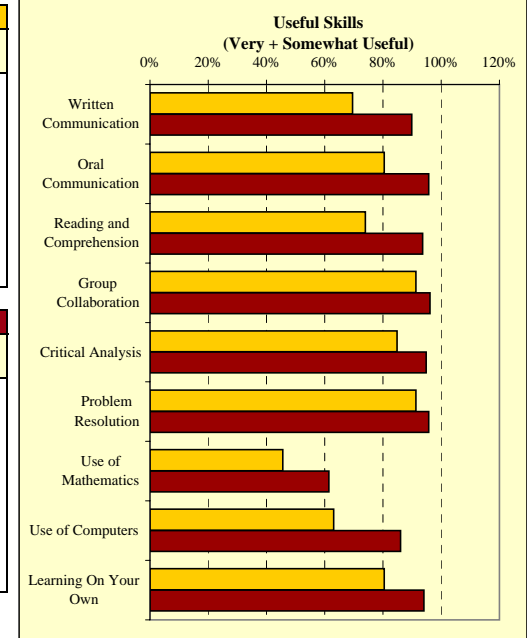
■ SYSTEM
 ■ 50.0702

EMPLOYMENT, continued

26. NOC Skill Level of Main Job:	50.0702		SYSTEM	
A. University education	13	29%	3,972	60%
B. College education/trade apprenticeship	17	38%	1,240	19%
C. Secondary school + job-specific training	7	16%	899	14%
D. No formal education	5	11%	92	1%
No skill level assigned (management)	3	7%	397	6%
Total	45	100%	6,600	100%



27a. How useful are the following skills and abilities in doing your main job?	50.0702					#
	Very Useful	Somewhat Useful	Not at all Useful	Not at all Useful	Not at all Useful	Resp.
Written Communication	43%	26%	11%	20%		46
Oral Communication	57%	24%	9%	11%		46
Reading and Comprehension	48%	26%	8%	11%		46
Group Collaboration	74%	17%	7%	2%		46
Critical Analysis	63%	22%	4%	11%		46
Problem Resolution	63%	28%	4%	4%		46
Use of Mathematics Appropriate to Field	20%	26%	17%	37%		46
Use of Computers Appropriate to Field	50%	13%	7%	30%		46
Learning On Your Own	61%	20%	9%	11%		46



27b. How useful are the following skills and abilities in doing your main job?	SYSTEM					#
	Very Useful	Somewhat Useful	Not Very Useful	Not at all Useful	Not at all Useful	Resp.
Written Communication	67%	23%	6%	4%		6,696
Oral Communication	77%	19%	3%	1%		6,696
Reading and Comprehension	70%	23%	4%	2%		6,696
Group Collaboration	79%	17%	3%	1%		6,699
Critical Analysis	74%	20%	3%	2%		6,698
Problem Resolution	75%	20%	3%	1%		6,693
Use of Mathematics Appropriate to Field	25%	36%	22%	17%		6,675
Use of Computers Appropriate to Field	56%	30%	8%	6%		6,688
Learning On Your Own	68%	26%	4%	2%		6,690

28a. Top 10 Full-time Occupations of 50.0702 Graduates:	50.0702		
NOC	NOC Skill Level Description	% Employed FT in this Occ.**	Median FT Salary
0621	N/A Retail Trade Managers	7%	\$53,500
5124	A Occs in Public Relations & Comm	4%	\$35,000
1232	B Loan Officers	4%	\$32,750
*			
*			
*			
*			
*			
*			

*data not displayed where n < 2

**percentages cited are of those for whom occupational data was provided, full-time and part-time

28b. Top 10 Full-time Occupations of Graduates from All Institutions:	SYSTEM		
NOC	NOC Skill Level Description	% Employed FT in this Occ.**	Median FT Salary
4141	A Secondary School Teachers	8%	\$42,000
4142	A Elem & Kindergarten Teacher	7%	\$40,000
3152	A Registered Nurses	5%	\$56,330
1111	A Financial Auditors & Acnts	3%	\$42,500
2174	A Computer Programmers/Interactive Media Developers	2%	\$50,000
5124	A Occs in Public Relations & Comm	2%	\$42,000
4112	A Lawyers & Quebec Notaries	2%	\$70,000
1232	B Loan Officers	1%	\$40,000
2173	A Software Engineers	1%	\$56,000
4152	A Social Workers	1%	\$48,000

*data not displayed where n < 2

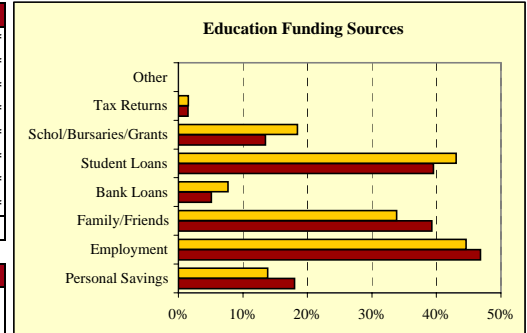
**percentages cited are of those for whom occupational data was provided, full-time and part-time

Detailed Summary of Survey Results
All Institutions
6 Digit CIP: 50.0702: Fine/Studio Arts

■ SYSTEM
■ 50.0702

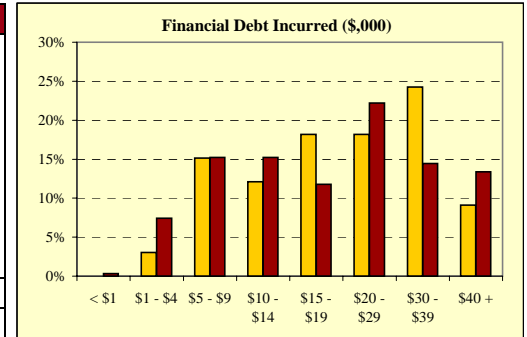
EDUCATION FINANCING

29. Education Funding Sources (2 sources per respondent):	50.0702	SYSTEM
Personal Savings	9 14%*	1,444 18%*
Employment	29 45%*	3,752 47%*
Family/Friends	22 34%*	3,146 39%*
Bank Loans	5 8%*	409 5%*
Student Loans	28 43%*	3,168 40%*
Scholarships/Bursaries/Grants	12 18%*	1,082 14%*
Tax Returns	1 2%*	120 1%*
Other	- 0%*	- 0%*
Total Respondents	65	8,009

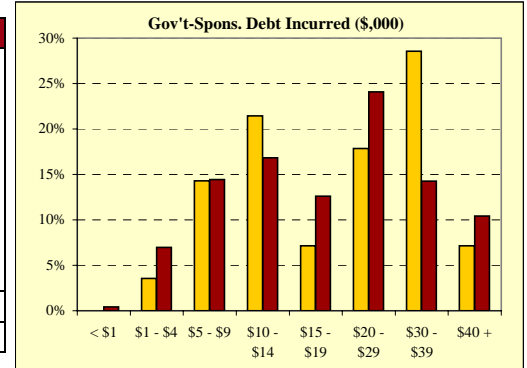


30. Financial Debt Incurred to Finance Univ. Education:	50.0702	SYSTEM
Incurred any form of financial debt	33 51%*	3,818 48%
Incurred government-sponsored student loan debt	28 43%*	3,190 40%

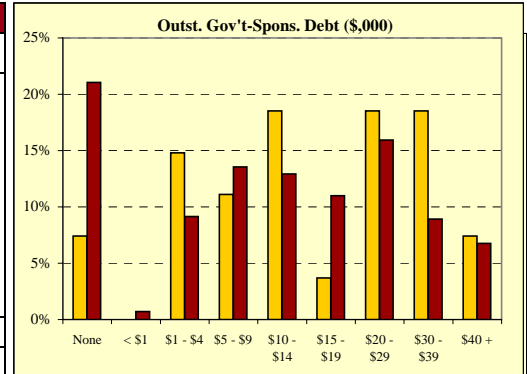
31. Financial Debt Amount:*	50.0702	SYSTEM
< \$1,000	- 0%	12 0%
\$1,000 to \$4,999	1 3%	284 7%
\$5,000 to \$9,999	5 15%	582 15%
\$10,000 to \$14,999	4 12%	581 15%
\$15,000 to \$19,999	6 18%	449 12%
\$20,000 to \$29,999	6 18%	847 22%
\$30,000 to \$39,999	8 24%	552 14%
\$40,000 or More	3 9%	511 13%
Total	33 100%	3,818 100%
Median Financial Debt	\$20,000	\$20,000



32. Government-Sponsored Student Loan Debt Amount:*	50.0702	SYSTEM
< \$1,000	- 0%	14 0%
\$1,000 to \$4,999	1 4%	222 7%
\$5,000 to \$9,999	4 14%	460 14%
\$10,000 to \$14,999	6 21%	537 17%
\$15,000 to \$19,999	2 7%	402 13%
\$20,000 to \$29,999	5 18%	768 24%
\$30,000 to \$39,999	8 29%	455 14%
\$40,000 or More	2 7%	332 10%
Total	28 100%	3,190 100%
Median Gov't-Sponsored Student Loan Debt	\$22,000	\$18,000



33. Outstanding Gov't-Sponsored Loan Debt Amount:*	50.0702	SYSTEM
None - Loan repaid in full	2 7%	644 21%
< \$1,000	- 0%	22 1%
\$1,000 to \$4,999	4 15%	280 9%
\$5,000 to \$9,999	3 11%	414 14%
\$10,000 to \$14,999	5 19%	395 13%
\$15,000 to \$19,999	1 4%	336 11%
\$20,000 to \$29,999	5 19%	487 16%
\$30,000 to \$39,999	5 19%	273 9%
\$40,000 or More	2 7%	207 7%
Total	27 100%	3,058 100%
Median Gov't-Sponsored Loan Debt Outstanding	\$12,000	\$11,000



*includes only cases where government-sponsored debt was incurred, and valid "amount remaining" was provided

Detailed Summary of Survey Results
All Institutions
6 Digit CIP: 50.0702: Fine/Studio Arts

■ SYSTEM
■ 50.0702

SPECIAL SECTION ON INTERNATIONAL EDUCATION

42. **In your employment since graduation, how important has it been for you to understand the following international skills/issues?**

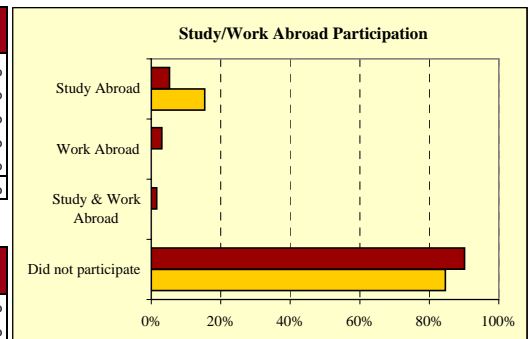
International Skill	50.0702						SYSTEM					
	Very Important	Important	Not Very Important	Not at all Important	Not Applicable	Total Resp.	Very Important	Important	Not Very Important	Not at all Important	Not Applicable	Total Resp.
Speak a second language	25%	16%	22%	38%	0%	64	20%	22%	28%	28%	2%	7966
International Business Practices	9%	35%	25%	31%	0%	65	13%	27%	32%	28%	0%	7817
Global Issues	34%	26%	15%	25%	0%	65	26%	38%	22%	14%	0%	7835
Interconnections between local and global issues	34%	35%	9%	22%	0%	65	29%	41%	18%	12%	0%	7835
Knowledge and traditions of other countries and cultures	37%	40%	8%	15%	0%	65	40%	35%	16%	10%	0%	7840

43. **How helpful was the institution in preparing you with the following international skills?**

International Skill	50.0702						SYSTEM					
	Very Helpful	Helpful	Not Very Helpful	Not at all Helpful	Not Applicable	Total Resp.	Very Helpful	Helpful	Not Very Helpful	Not at all Helpful	Not Applicable	Total Resp.
Speak a second language	3%	5%	15%	25%	52%	65	5%	12%	18%	18%	48%	7985
International Business Practices	8%	12%	25%	55%	0%	65	6%	23%	34%	37%	0%	7838
Global Issues	25%	55%	15%	5%	0%	65	20%	47%	20%	13%	0%	7946
Interconnections between local and global issues	25%	49%	20%	6%	0%	65	19%	47%	22%	12%	0%	7930
Knowledge and traditions of other countries and cultures	25%	52%	17%	6%	0%	65	20%	46%	22%	11%	0%	7942

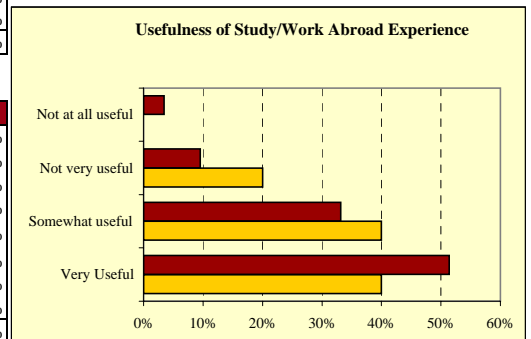
44. **Did you study or work abroad during your program?**

	50.0702	SYSTEM
Yes:		
Study Abroad	10	15%
Work Abroad	10	15%
Study and work abroad	-	0%
Study and work abroad	-	0%
No	55	85%
Total	65	100%



45. **Usefulness of study or work abroad experiences to current job:***

	50.0702	SYSTEM
Very Useful	4	40%
Somewhat useful	4	40%
Not very useful	2	20%
Not at all useful	-	0%
Total	10	100%



46. **Reasons why you did not study or work abroad:**

	50.0702	SYSTEM
Not aware these opportunities exist	6	11%
Financial reasons	9	17%
Extended degree completion time	1	2%
Personal reasons (i.e. employment, family)	9	17%
No opportunities/Limited opportunities	7	13%
Not interested/ relevant/ required/ attractive	16	30%
Conflicts with schooling (course load too heavy)	3	6%
Other	3	6%
Total	54	100%