

B.C. University Student Outcomes 2006 Survey of 2004 Baccalaureate Graduates

Detailed Summary of Survey Results

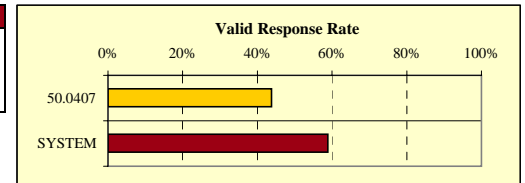
All Institutions

6 Digit CIP: 50.0407: Fashion/Apparel Design.

SYSTEM
50.0407

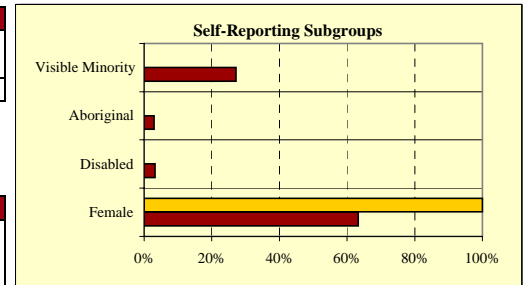
RESPONSE RATE

1. Survey Response Rate:	50.0407	SYSTEM
2004 Baccalaureate Graduates Survey Cohort	20	15,605
Net Frame	16	13,595
Survey Respondents and Valid Response Rate	7	44% 8,009



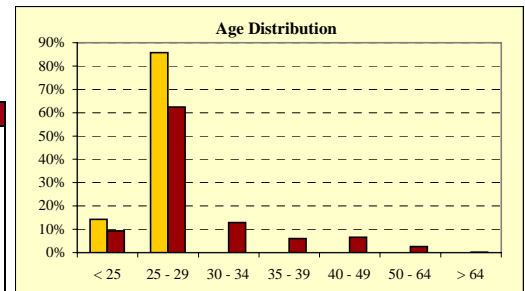
DEMOGRAPHIC INFORMATION

2. Gender:	50.0407	SYSTEM
Male	-	0% 2,941
Female	7	100% 5,067
Total	7	100% 8,008

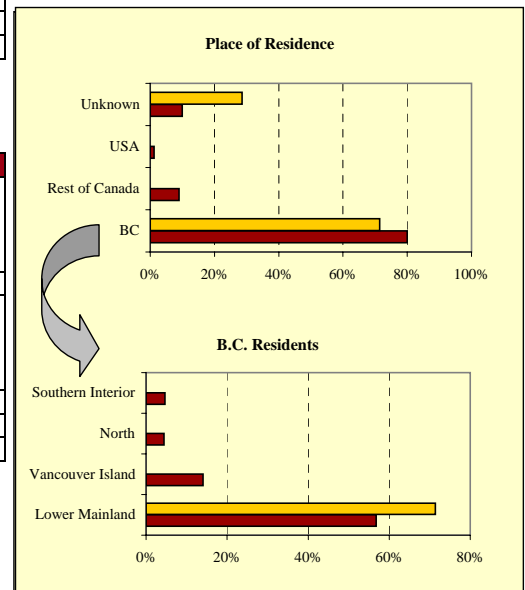


3. Self-Reporting Subgroups:	50.0407	SYSTEM
Disabled	-	0% 260
Aboriginal	-	0% 232
Visible Minority	-	0% 2,172

4. Age (at time of survey):	50.0407	SYSTEM
< 25	1	14% 748
25 to 29	6	86% 4,997
30 to 34	-	0% 1,036
35 to 39	-	0% 478
40 to 49	-	0% 528
50 to 64	-	0% 213
> 64	-	0% 9
Unknown	-	0% -
Total	7	100% 8,009
Mean Age:	26.8	29.0



5. Place of Residence (at time of survey):	50.0407	SYSTEM
BC - Lower Mainland	5	71% 4,549
BC - Vancouver Island	-	0% 1,124
BC - North	-	0% 353
BC - Southern Interior	-	0% 376
BC Subtotal	5	71% 6,402
Canada - Alberta	-	0% 310
Canada - Ontario	-	0% 240
Canada - Other	-	0% 164
U.S.A.	-	0% 94
Non-BC Subtotal	-	0% 808
Unknown	2	29% 799
Total	7	100% 8,009



Detailed Summary of Survey Results

All Institutions

6 Digit CIP: 50.0407: Fashion/Apparel Design.

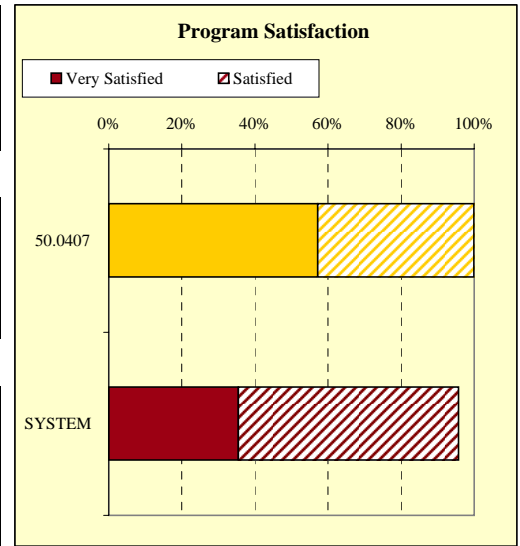
■ SYSTEM
■ 50.0407

EDUCATION EVALUATION AND SKILL DEVELOPMENT

6. Usefulness of Knowledge, Skills, and Abilities Acquired during Program in Work:	50.0407	SYSTEM
Very Useful	5 71%	2,934 44%
Somewhat Useful	1 14%	2,942 44%
Not Very Useful	- 0%	565 8%
Not at All Useful	1 14%	247 4%

7. Usefulness of Knowledge, Skills, and Abilities Acquired during Program in Day-to-day Life:	50.0407	SYSTEM
Very Useful	2 29%	2,013 30%
Somewhat Useful	3 43%	3,611 54%
Not Very Useful	1 14%	890 13%
Not at All Useful	1 14%	179 3%

8. Program Satisfaction:	50.0407	SYSTEM
Very Satisfied	4 57%	2,832 35%
Satisfied	3 43%	4,816 60%
Dissatisfied	- 0%	288 4%
Very Dissatisfied	- 0%	51 1%
Total	7 100%	7,987 100%



9. Would you select the same program again?	50.0407	SYSTEM
Yes	6 86%	6,053 79%
No, because . . . (multiple response question)	1	1,565
. . . interests have changed	1 33%*	468 17%*
. . . courses were not practical	1 33%*	597 22%*
. . . little or no career opportunities	1 33%*	505 18%*
. . . other	- 0%*	1,197 43%*

* Percent of total responses, among those who would not take program again

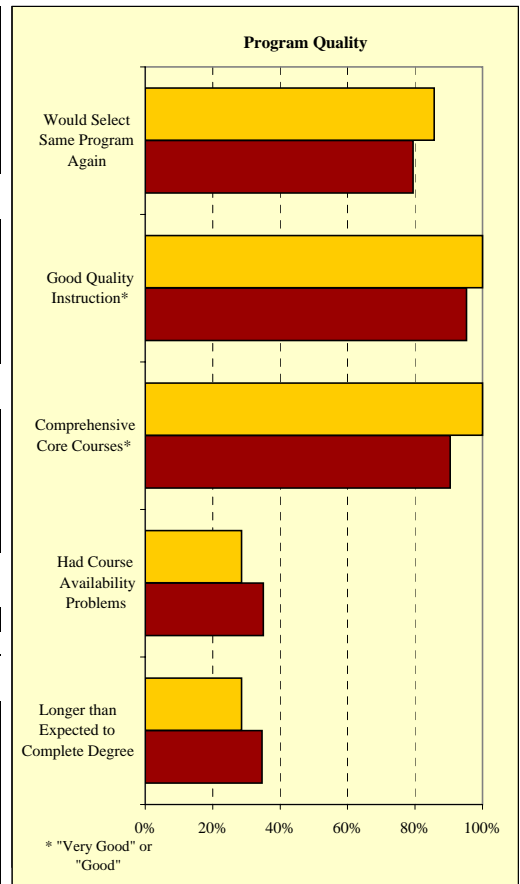
10. Quality of Instruction:	50.0407	SYSTEM
Very Good	1 14%	2,490 31%
Good	6 86%	5,096 64%
Poor	- 0%	348 4%
Very Poor	- 0%	28 0%
Total	7 100%	7,962 100%

11. Comprehensiveness of Core Courses:	50.0407	SYSTEM
Very Good	4 57%	2,045 26%
Good	3 43%	5,069 64%
Poor	- 0%	704 9%
Very Poor	- 0%	53 1%
Total	7 100%	7,871 100%

12. Course Availability:	50.0407	SYSTEM
Encountered course availability problems	2 29%	2,753 35%

13. Degree Completion:	50.0407	SYSTEM
Took longer than expected to complete degree	2 29%	2,770 35%
Top 4 reasons for prolonged degree completion (multiple response question):		
Personal or family reasons	1 50%*	401 8%*
Financial reasons / work	- 0%*	468 9%*
Change of major/program/specialization	- 0%*	403 8%*
Involvement in co-op program extended completion time	- 0%*	451 9%*
Other reason(s)	1 50%*	3,253 65%*

* Percent of total responses, among those who took longer than expected to complete degree



Detailed Summary of Survey Results
All Institutions
6 Digit CIP: 50.0407: Fashion/Apparel Design.

■ SYSTEM
 ■ 50.0407

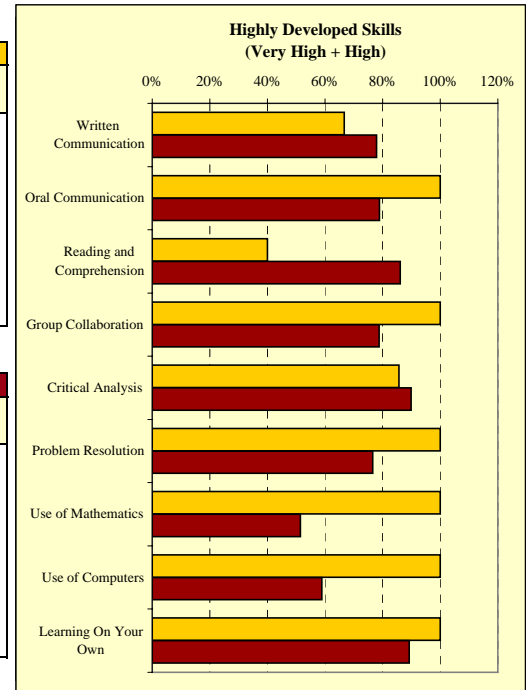
SKILL DEVELOPMENT

14a.

To what degree did program help you develop the following skills?	50.0407				# Resp.
	Very High	High	Low	Very Low	
	Written Communication	33%	33%	33%	
Oral Communication	43%	57%	0%	0%	7
Reading and Comprehension	20%	20%	40%	20%	5
Group Collaboration	86%	14%	0%	0%	7
Critical Analysis	43%	43%	14%	0%	7
Problem Resolution	57%	43%	0%	0%	7
Use of Mathematics Appropriate to Field	14%	86%	0%	0%	7
Use of Computers Appropriate to Field	57%	43%	0%	0%	7
Learning On Your Own	43%	57%	0%	0%	7

14b.

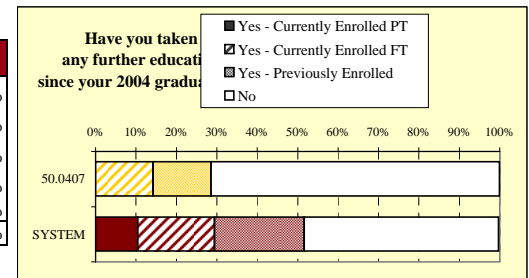
To what degree did program help you develop the following skills?	SYSTEM				# Resp.
	Very High	High	Low	Very Low	
	Written Communication	24%	54%	19%	
Oral Communication	23%	56%	19%	2%	7,662
Reading and Comprehension	31%	55%	12%	2%	7,627
Group Collaboration	32%	46%	18%	3%	7,670
Critical Analysis	41%	49%	9%	1%	7,885
Problem Resolution	21%	55%	21%	2%	7,577
Use of Mathematics Appropriate to Field	17%	35%	35%	14%	5,873
Use of Computers Appropriate to Field	20%	39%	31%	10%	6,615
Learning On Your Own	38%	52%	9%	2%	7,713



FURTHER EDUCATION

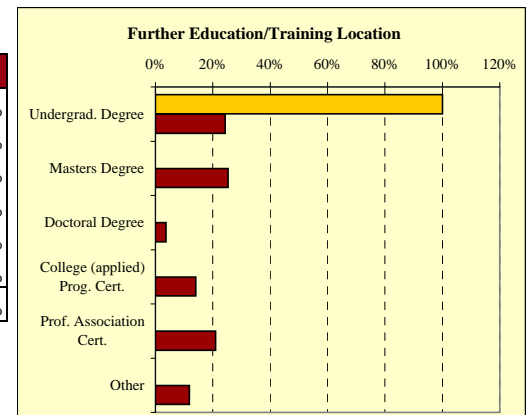
15.

Took further education since 2004 graduation	50.0407		SYSTEM	
Yes:	2	29%	4,158	52%
Not currently enrolled	1	14%	1,779	22%
Currently enrolled full-time	1	14%	1,520	19%
Currently enrolled part-time	-	0%	838	10%
No	5	71%	3,851	48%
Total	7	100%	8,009	100%



16.

Type of Formal Post-Secondary Education	50.0407		SYSTEM	
Undergraduate Degree	2	100%	995	24%
Masters Degree	-	0%	1,036	25%
Doctoral Degree	-	0%	152	4%
College (applied) Program Certification	-	0%	575	14%
Professional Association Certification	-	0%	858	21%
Other	-	0%	485	12%
Total Respondents	2	100%	4,101	100%



Detailed Summary of Survey Results

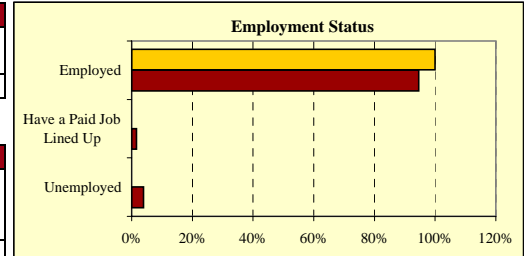
All Institutions

6 Digit CIP: 50.0407: Fashion/Apparel Design.

■ SYSTEM
■ 50.0407

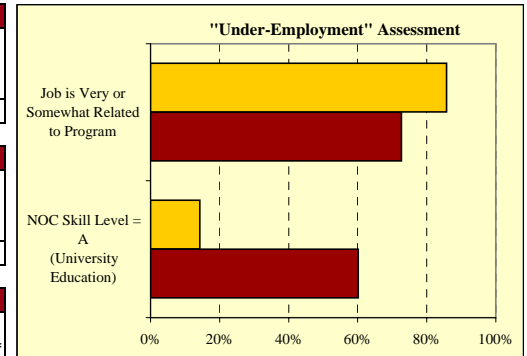
EMPLOYMENT

17. Labour Force Status:	50.0407	SYSTEM
In Labour Force (working or seeking work)	7 100%	7,092 89%
Not in Labour Force	- 0%	905 11%
Grand Total	7 100%	7,997 100%



18. Employment Status of those IN Labour Force:	50.0407	SYSTEM
Employed	7 100%	6,707 95%
Have a Paid Job Lined Up	- 0%	109 2%
Unemployed	- 0%	276 4%
Total Labour Force	7 100%	7,092 100%

19. Status of Graduates NOT in Labour Force:	50.0407	SYSTEM
Attending School FT	N/A	677 75%
Attending School PT	N/A	32 4%
Other	N/A	196 22%
Total NOT in Labour Force	-	905 100%

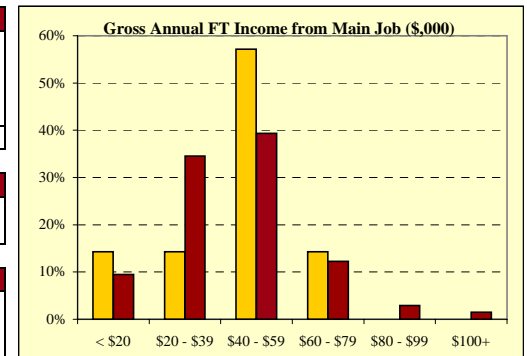


20. Employment Type:	50.0407	SYSTEM
Paid worker	6 86%	6,048 90%
Self-employed	- 0%	356 5%
Both a paid worker and self-employed	1 14%	300 4%
Total Employed	7 100%	6,707 100%

21. Job Characteristics:	50.0407	SYSTEM
I hold more than one job	2 29%*	1,333 20%
My main job is full-time (>= 30 hours per week)	6 86%**	5,464 84%*

* of total employed ** of those who provided data on hours/week worked

22. How related is your main job to your program?:	50.0407	SYSTEM
Very Related	4 57%	3,006 45%
Somewhat Related	2 29%	1,865 28%
Not Very Related	- 0%	810 12%
Not At All Related	1 14%	1,020 15%
Total	7 100%	6,701 100%



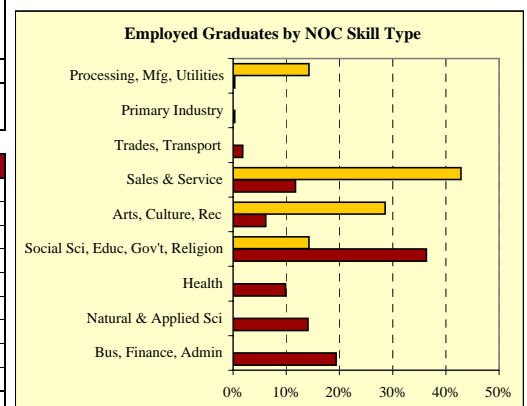
23. "Under-employment" Assessment:	50.0407	SYSTEM
Job is very or somewhat related to program	6 86%	4,871 73%
NOC Skill Level = A (University Education)	1 14%	3,972 60%

* of total valid responses

24. Gross Annual Income from Main Job:*	50.0407	SYSTEM
Less than \$20,000	1 14%	552 9%
\$20,000 to \$39,999	1 14%	2,009 35%
\$40,000 to \$59,999	4 57%	2,290 39%
\$60,000 to \$79,999	1 14%	714 12%
\$80,000 to \$99,999	- 0%	171 3%
\$100,000 and Above	- 0%	85 1%
Total	7 100%	5,821 100%
Median Annual Income (full-time)	\$44,000	\$43,000
Average Annual Income (full-time)	\$47,667	\$46,444

* where data provided

25. NOC Skill Type of Main Job:	50.0407	SYSTEM
Business, Finance and Administration	- 0%	1,274 19%
Natural and Applied Sciences and Related	- 0%	927 14%
Health	- 0%	650 10%
Social Sciences, Educ., Gov't Services, Religion	1 14%	2,389 36%
Arts, Culture, Recreation and Sport	2 29%	404 6%
Sales and Service	3 43%	772 12%
Trades, Transport and Equip. Operators and Related	- 0%	117 2%
Unique to the Primary Industry	- 0%	21 0%
Unique to Processing, Manufacturing and Utilities	1 14%	18 0%
Total	7 100%	6,572 100%



Detailed Summary of Survey Results

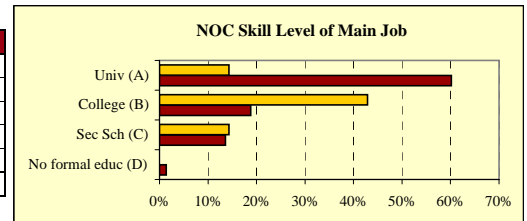
All Institutions

6 Digit CIP: 50.0407: Fashion/Apparel Design.

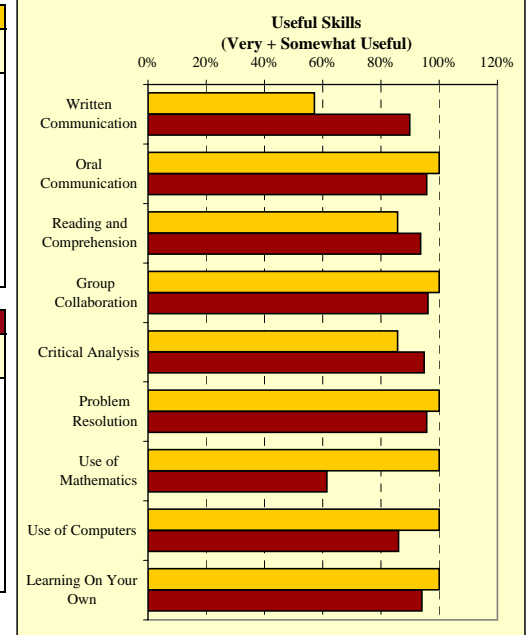
SYSTEM
50.0407

EMPLOYMENT, continued

26. NOC Skill Level of Main Job:	50.0407	SYSTEM
A. University education	1 14%	3,972 60%
B. College education/trade apprenticeship	3 43%	1,240 19%
C. Secondary school + job-specific training	1 14%	899 14%
D. No formal education	- 0%	92 1%
No skill level assigned (management)	2 29%	397 6%
Total	7 100%	6,600 100%



27a. How useful are the following skills and abilities in doing your main job?	50.0407					#
	Very Useful	Somewhat Useful	Not Very Useful	Not at all Useful	Resp.	
Written Communication	43%	14%	14%	29%	7	7
Oral Communication	86%	14%	0%	0%	7	7
Reading and Comprehension	57%	29%	0%	20%	7	7
Group Collaboration	100%	0%	0%	0%	7	7
Critical Analysis	71%	14%	0%	14%	7	7
Problem Resolution	100%	0%	0%	0%	7	7
Use of Mathematics Appropriate to Field	43%	57%	0%	0%	7	7
Use of Computers Appropriate to Field	100%	0%	0%	0%	7	7
Learning On Your Own	71%	29%	0%	0%	7	7



27b. How useful are the following skills and abilities in doing your main job?	SYSTEM					#
	Very Useful	Somewhat Useful	Not Very Useful	Not at all Useful	Resp.	
Written Communication	67%	23%	6%	4%	6,696	6,696
Oral Communication	77%	19%	3%	1%	6,696	6,696
Reading and Comprehension	70%	23%	4%	2%	6,696	6,696
Group Collaboration	79%	17%	3%	1%	6,699	6,699
Critical Analysis	74%	20%	3%	2%	6,698	6,698
Problem Resolution	75%	20%	3%	1%	6,693	6,693
Use of Mathematics Appropriate to Field	25%	36%	22%	17%	6,675	6,675
Use of Computers Appropriate to Field	56%	30%	8%	6%	6,688	6,688
Learning On Your Own	68%	26%	4%	2%	6,690	6,690

28a. Top 10 Full-time Occupations of 50.0407 Graduates:	50.0407	
NOC Skill Level Description	% Employed FT in this Occ.**	Median FT Salary
* * * * *		
* * * * *		
* * * * *		
* * * * *		
* * * * *		
* * * * *		
* * * * *		
* * * * *		
* * * * *		
* * * * *		

*data not displayed where n < 2 **percentages cited are of those for whom occupational data was provided, full-time and part-time

28b. Top 10 Full-time Occupations of Graduates from All Institutions:	SYSTEM	
NOC Skill Level Description	% Employed FT in this Occ.**	Median FT Salary
4141 A Secondary School Teachers	8%	\$42,000
4142 A Elem & Kindergarten Teacher	7%	\$40,000
3152 A Registered Nurses	5%	\$56,330
1111 A Financial Auditors & Acnts	3%	\$42,500
2174 A Computer Programmers/Interactive Media Developers	2%	\$50,000
5124 A Occhs in Public Relations & Comm	2%	\$42,000
4112 A Lawyers & Quebec Notaries	2%	\$70,000
1232 B Loan Officers	1%	\$40,000
2173 A Software Engineers	1%	\$56,000
4152 A Social Workers	1%	\$48,000

*data not displayed where n < 2 **percentages cited are of those for whom occupational data was provided, full-time and part-time

Detailed Summary of Survey Results

All Institutions

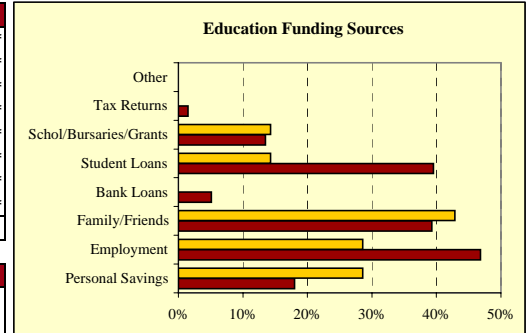
6 Digit CIP: 50.0407: Fashion/Apparel Design.

SYSTEM
50.0407

EDUCATION FINANCING

29. Education Funding Sources (2 sources per respondent):	50.0407	SYSTEM
Personal Savings	2 29%*	1,444 18%*
Employment	2 29%*	3,752 47%*
Family/Friends	3 43%*	3,146 39%*
Bank Loans	- 0%*	409 5%*
Student Loans	1 14%*	3,168 40%*
Scholarships/Bursaries/Grants	1 14%*	1,082 14%*
Tax Returns	- 0%*	120 1%*
Other	- 0%*	- 0%*
Total Respondents	7	8,009

* Percentage of respondents who identified this source

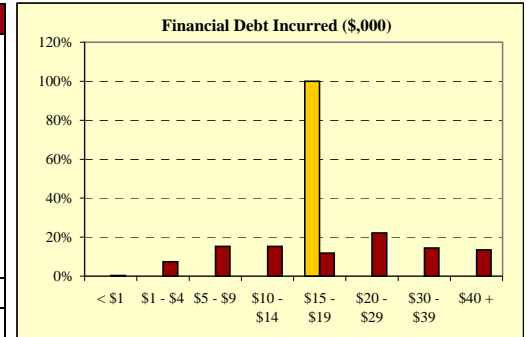


30. Financial Debt Incurred to Finance Univ. Education:	50.0407	SYSTEM
Incurred any form of financial debt	1 14%*	3,818 48%
Incurred government-sponsored student loan debt	1 14%*	3,190 40%

* Percentage of respondents who provided data

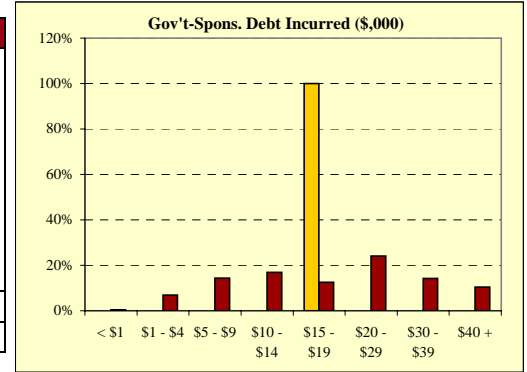
31. Financial Debt Amount:*	50.0407	SYSTEM
< \$1,000	- 0%	12 0%
\$1,000 to \$4,999	- 0%	284 7%
\$5,000 to \$9,999	- 0%	582 15%
\$10,000 to \$14,999	- 0%	581 15%
\$15,000 to \$19,999	1 100%	449 12%
\$20,000 to \$29,999	- 0%	847 22%
\$30,000 to \$39,999	- 0%	552 14%
\$40,000 or More	- 0%	511 13%
Total	1 100%	3,818 100%
Median Financial Debt	\$15,000	\$20,000

*includes only cases where financial debt was incurred



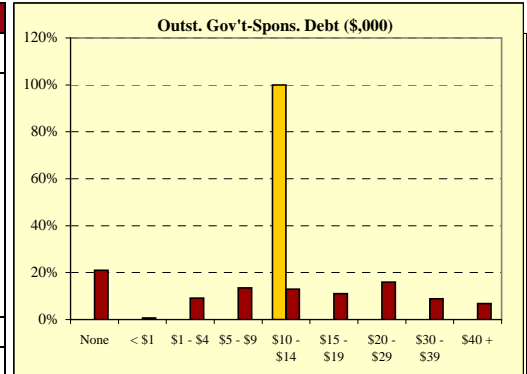
32. Government-Sponsored Student Loan Debt Amount:*	50.0407	SYSTEM
< \$1,000	- 0%	14 0%
\$1,000 to \$4,999	- 0%	222 7%
\$5,000 to \$9,999	- 0%	460 14%
\$10,000 to \$14,999	- 0%	537 17%
\$15,000 to \$19,999	1 100%	402 13%
\$20,000 to \$29,999	- 0%	768 24%
\$30,000 to \$39,999	- 0%	455 14%
\$40,000 or More	- 0%	332 10%
Total	1 100%	3,190 100%
Median Gov't-Sponsored Student Loan Debt	\$15,000	\$18,000

*includes only cases where government-sponsored debt was incurred



33. Outstanding Gov't-Sponsored Loan Debt Amount:*	50.0407	SYSTEM
None - Loan repaid in full	- 0%	644 21%
< \$1,000	- 0%	22 1%
\$1,000 to \$4,999	- 0%	280 9%
\$5,000 to \$9,999	- 0%	414 14%
\$10,000 to \$14,999	1 100%	395 13%
\$15,000 to \$19,999	- 0%	336 11%
\$20,000 to \$29,999	- 0%	487 16%
\$30,000 to \$39,999	- 0%	273 9%
\$40,000 or More	- 0%	207 7%
Total	1 100%	3,058 100%
Median Gov't-Sponsored Loan Debt Outstanding	\$12,000	\$11,000

*includes only cases where government-sponsored debt was incurred, and valid "amount remaining" was provided



Detailed Summary of Survey Results

All Institutions

6 Digit CIP: 50.0407: Fashion/Apparel Design.

SYSTEM
50.0407

SPECIAL SECTION ON INTERNATIONAL EDUCATION

42. In your employment since graduation, how important has it been for you to understand the following international skills/issues?

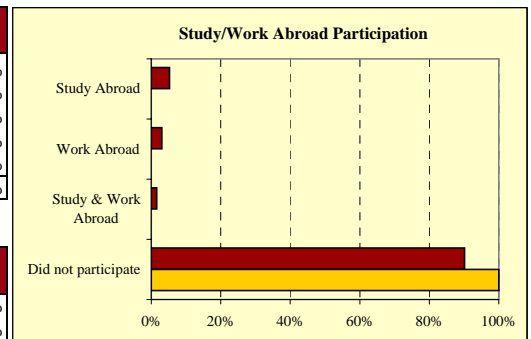
International Skill	50.0407					Total Resp.	SYSTEM					Total Resp.
	Very Important	Important	Not Very Important	Not at all Important	Not Applicable		Very Important	Important	Not Very Important	Not at all Important	Not Applicable	
Speak a second language	14%	29%	43%	14%	0%	7	20%	22%	28%	28%	2%	7966
International Business Practices	29%	71%	0%	0%	0%	7	13%	27%	32%	28%	0%	7817
Global Issues	29%	71%	0%	0%	0%	7	26%	38%	22%	14%	0%	7835
Interconnections between local and global issues	43%	43%	14%	0%	0%	7	29%	41%	18%	12%	0%	7835
Knowledge and traditions of other countries and cultures	57%	43%	0%	0%	0%	7	40%	35%	16%	10%	0%	7840

43. How helpful was the institution in preparing you with the following international skills?

International Skill	50.0407					Total Resp.	SYSTEM					Total Resp.
	Very Helpful	Helpful	Not Very Helpful	Not at all Helpful	Not Applicable		Very Helpful	Helpful	Not Very Helpful	Not at all Helpful	Not Applicable	
Speak a second language	0%	0%	29%	14%	57%	7	5%	12%	18%	18%	48%	7985
International Business Practices	0%	86%	14%	0%	0%	7	6%	23%	34%	37%	0%	7838
Global Issues	14%	57%	14%	14%	0%	7	20%	47%	20%	13%	0%	7946
Interconnections between local and global issues	14%	57%	29%	0%	0%	7	19%	47%	22%	12%	0%	7930
Knowledge and traditions of other countries and cultures	0%	43%	29%	29%	0%	7	20%	46%	22%	11%	0%	7942

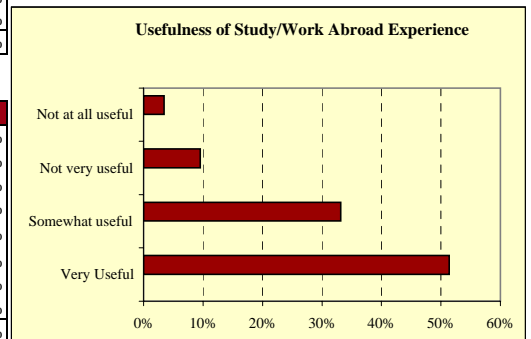
44. Did you study or work abroad during your program?

	50.0407	SYSTEM
Yes:		
Study Abroad	-	0%
Work Abroad	-	0%
Study and work abroad	-	0%
No	7	100%
Total	7	100%



45. Usefulness of study or work abroad experiences to current job:*

	50.0407	SYSTEM
Very Useful	N/A	405 51%
Somewhat useful	N/A	261 33%
Not very useful	N/A	75 10%
Not at all useful	N/A	27 3%
Total	-	788 100%



46. Reasons why you did not study or work abroad:

	50.0407	SYSTEM
Not aware these opportunities exist	-	0% 705 10%
Financial reasons	-	0% 1,135 16%
Extended degree completion time	-	0% 341 5%
Personal reasons (i.e. employment, family)	-	0% 1,394 20%
No opportunities/Limited opportunities	3	43% 897 13%
Not interested/ relevant/ required/ attractive	3	43% 1,747 25%
Conflicts with schooling (course load too heavy)	1	14% 569 8%
Other	-	0% 257 4%
Total	7	100% 7,045 100%