

B.C. University Student Outcomes 2006 Survey of 2004 Baccalaureate Graduates

Detailed Summary of Survey Results

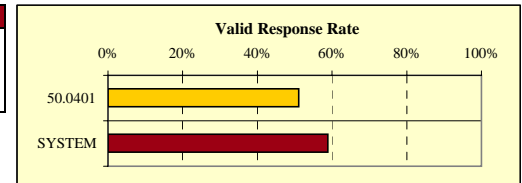
All Institutions

6 Digit CIP: 50.0401: Design and Visual Communications, General.

SYSTEM
50.0401

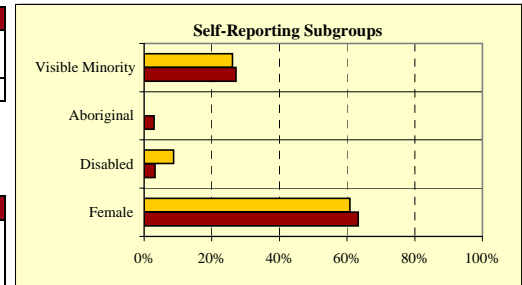
RESPONSE RATE

1. Survey Response Rate:	50.0401	SYSTEM
2004 Baccalaureate Graduates Survey Cohort	49	15,605
Net Frame	45	13,595
Survey Respondents and Valid Response Rate	23 51%	8,009 59%

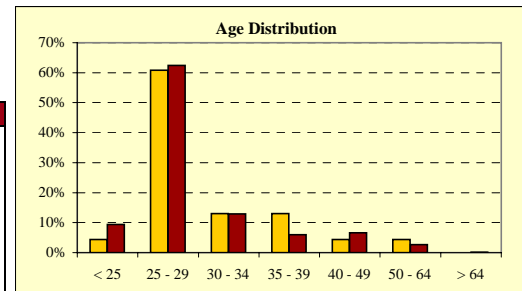


DEMOGRAPHIC INFORMATION

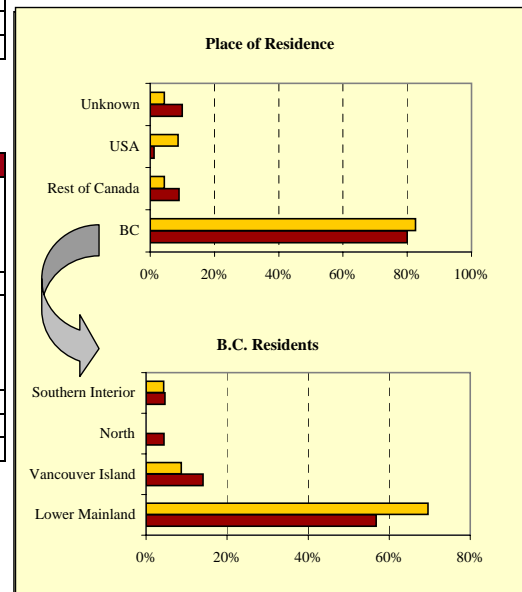
2. Gender:	50.0401	SYSTEM
Male	9 39%	2,941 37%
Female	14 61%	5,067 63%
Total	23 100%	8,008 100%



3. Self-Reporting Subgroups:	50.0401	SYSTEM
Disabled	2 9%	260 3%
Aboriginal	- 0%	232 3%
Visible Minority	6 26%	2,172 27%



4. Age (at time of survey):	50.0401	SYSTEM
< 25	1 4%	748 9%
25 to 29	14 61%	4,997 62%
30 to 34	3 13%	1,036 13%
35 to 39	3 13%	478 6%
40 to 49	1 4%	528 7%
50 to 64	1 4%	213 3%
> 64	- 0%	9 0%
Unknown	- 0%	- 0%
Total	23 100%	8,009 100%
Mean Age:	30.6	29.0



5. Place of Residence (at time of survey):	50.0401	SYSTEM
BC - Lower Mainland	16 70%	4,549 57%
BC - Vancouver Island	2 9%	1,124 14%
BC - North	- 0%	353 4%
BC - Southern Interior	1 4%	376 5%
BC Subtotal	19 83%	6,402 80%
Canada - Alberta	- 0%	310 4%
Canada - Ontario	1 4%	240 3%
Canada - Other	- 0%	164 2%
U.S.A.	2 9%	94 1%
Non-BC Subtotal	3 13%	808 10%
Unknown	1 4%	799 10%
Total	23 100%	8,009 100%

Detailed Summary of Survey Results

All Institutions

6 Digit CIP: 50.0401: Design and Visual Communications, General.

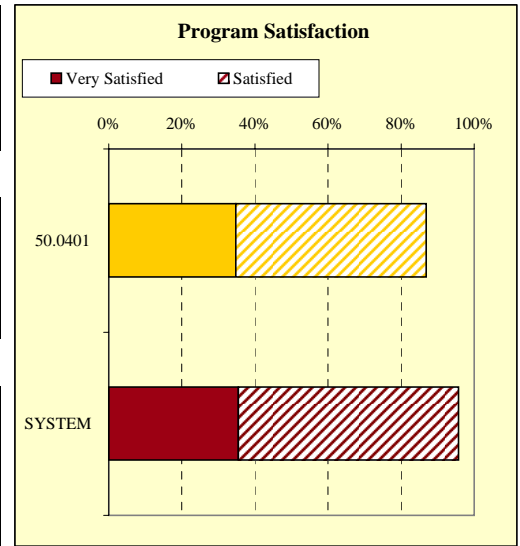
■ SYSTEM
■ 50.0401

EDUCATION EVALUATION AND SKILL DEVELOPMENT

6. Usefulness of Knowledge, Skills, and Abilities Acquired during Program in Work:	50.0401		SYSTEM	
Very Useful	15	65%	2,934	44%
Somewhat Useful	6	26%	2,942	44%
Not Very Useful	1	4%	565	8%
Not at All Useful	1	4%	247	4%

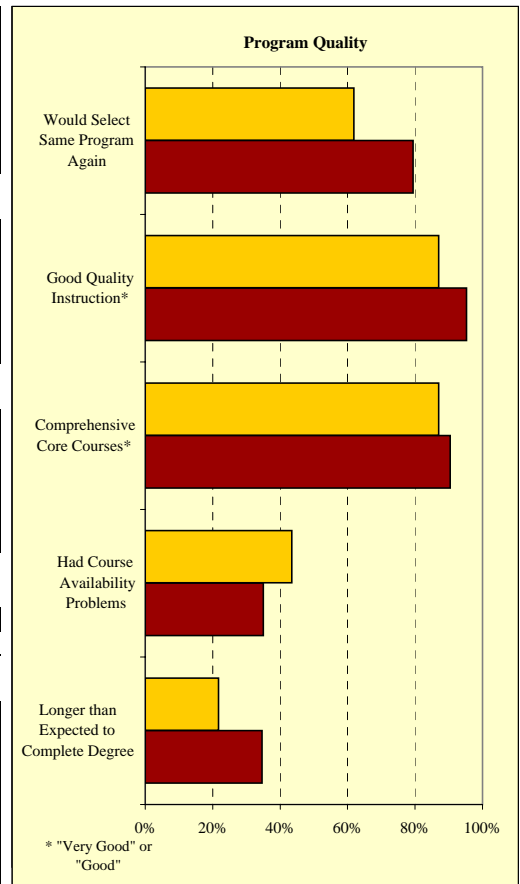
7. Usefulness of Knowledge, Skills, and Abilities Acquired during Program in Day-to-day Life:	50.0401		SYSTEM	
Very Useful	9	39%	2,013	30%
Somewhat Useful	11	48%	3,611	54%
Not Very Useful	3	13%	890	13%
Not at All Useful	-	0%	179	3%

8. Program Satisfaction:	50.0401		SYSTEM	
Very Satisfied	8	35%	2,832	35%
Satisfied	12	52%	4,816	60%
Dissatisfied	3	13%	288	4%
Very Dissatisfied	-	0%	51	1%
Total	23	100%	7,987	100%



9. Would you select the same program again?	50.0401		SYSTEM	
Yes	13	62%	6,053	79%
No, because . . . (multiple response question)	8		1,565	
. . . interests have changed	3	19%*	468	17%*
. . . courses were not practical	3	19%*	597	22%*
. . . little or no career opportunities	-	0%*	505	18%*
. . . other	10	63%*	1,197	43%*

* Percent of total responses, among those who would not take program again



10. Quality of Instruction:	50.0401		SYSTEM	
Very Good	4	17%	2,490	31%
Good	16	70%	5,096	64%
Poor	3	13%	348	4%
Very Poor	-	0%	28	0%
Total	23	100%	7,962	100%

11. Comprehensiveness of Core Courses:	50.0401		SYSTEM	
Very Good	5	22%	2,045	26%
Good	15	65%	5,069	64%
Poor	2	9%	704	9%
Very Poor	1	4%	53	1%
Total	23	100%	7,871	100%

12. Course Availability:	50.0401		SYSTEM	
Encountered course availability problems	10	43%	2,753	35%

13. Degree Completion:	50.0401		SYSTEM	
Took longer than expected to complete degree	5	22%	2,770	35%
Top 4 reasons for prolonged degree completion (multiple response question):				
Personal or family reasons	-	0%*	401	8%*
Financial reasons / work	1	14%*	468	9%*
Change of major/program/specialization	-	0%*	403	8%*
Involvement in co-op program extended completion time	1	14%*	451	9%*
Other reason(s)	5	71%*	3,253	65%*

* Percent of total responses, among those who took longer than expected to complete degree

Detailed Summary of Survey Results

All Institutions

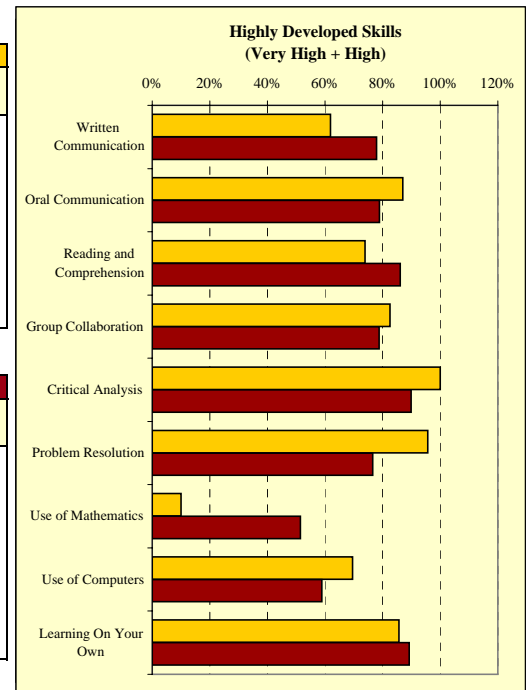
6 Digit CIP: 50.0401: Design and Visual Communications, General.

SYSTEM
50.0401

SKILL DEVELOPMENT

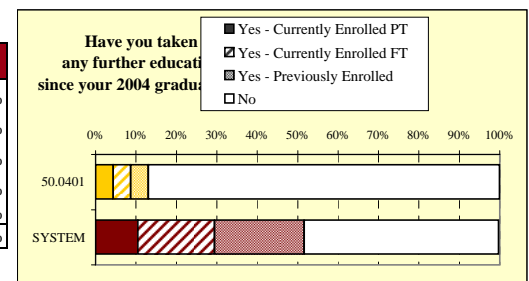
14a. To what degree did program help you develop the following skills?	50.0401					# Resp.
	Very High	High	Low	Very Low		
	Written Communication	24%	38%	29%	10%	
Oral Communication	22%	65%	13%	0%	23	
Reading and Comprehension	13%	61%	26%	0%	23	
Group Collaboration	39%	43%	9%	9%	23	
Critical Analysis	57%	43%	0%	0%	23	
Problem Resolution	39%	57%	0%	4%	23	
Use of Mathematics Appropriate to Field	10%	0%	20%	70%	10	
Use of Computers Appropriate to Field	30%	39%	26%	4%	23	
Learning On Your Own	33%	52%	14%	0%	21	

14b. To what degree did program help you develop the following skills?	SYSTEM					# Resp.
	Very High	High	Low	Very Low		
	Written Communication	24%	54%	19%	3%	
Oral Communication	23%	56%	19%	2%	7,662	
Reading and Comprehension	31%	55%	12%	2%	7,627	
Group Collaboration	32%	46%	18%	3%	7,670	
Critical Analysis	41%	49%	9%	1%	7,885	
Problem Resolution	21%	55%	21%	2%	7,577	
Use of Mathematics Appropriate to Field	17%	35%	35%	14%	5,873	
Use of Computers Appropriate to Field	20%	39%	31%	10%	6,615	
Learning On Your Own	38%	52%	9%	2%	7,713	

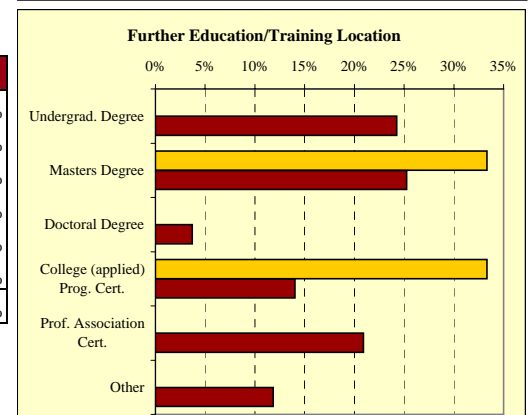


FURTHER EDUCATION

15. Took further education since 2004 graduation	50.0401	SYSTEM
Yes:		
Not currently enrolled	3 (13%)	4,158 (52%)
Currently enrolled full-time	1 (4%)	1,779 (22%)
Currently enrolled part-time	1 (4%)	1,520 (19%)
No	20 (87%)	3,851 (48%)
Total	23 (100%)	8,009 (100%)



16. Type of Formal Post-Secondary Education	50.0401	SYSTEM
Undergraduate Degree	- (0%)	995 (24%)
Masters Degree	1 (33%)	1,036 (25%)
Doctoral Degree	- (0%)	152 (4%)
College (applied) Program Certification	1 (33%)	575 (14%)
Professional Association Certification	- (0%)	858 (21%)
Other	- (0%)	485 (12%)
Total Respondents	2 (67%)	4,101 (100%)



Detailed Summary of Survey Results

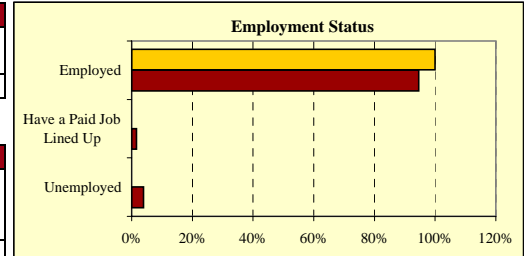
All Institutions

6 Digit CIP: 50.0401: Design and Visual Communications, General.

■ SYSTEM
■ 50.0401

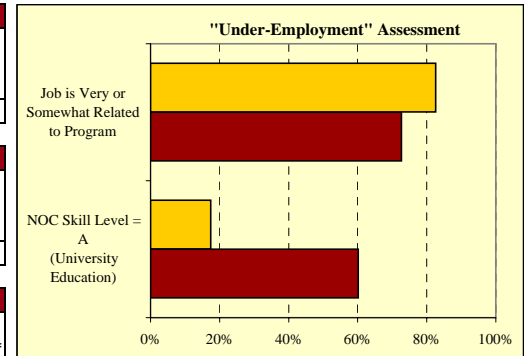
EMPLOYMENT

17. Labour Force Status:	50.0401	SYSTEM
In Labour Force (working or seeking work)	23 100%	7,092 89%
Not in Labour Force	- 0%	905 11%
Grand Total	23 100%	7,997 100%



18. Employment Status of those IN Labour Force:	50.0401	SYSTEM
Employed	23 100%	6,707 95%
Have a Paid Job Lined Up	- 0%	109 2%
Unemployed	- 0%	276 4%
Total Labour Force	23 100%	7,092 100%

19. Status of Graduates NOT in Labour Force:	50.0401	SYSTEM
Attending School FT	N/A	677 75%
Attending School PT	N/A	32 4%
Other	N/A	196 22%
Total NOT in Labour Force	-	905 100%

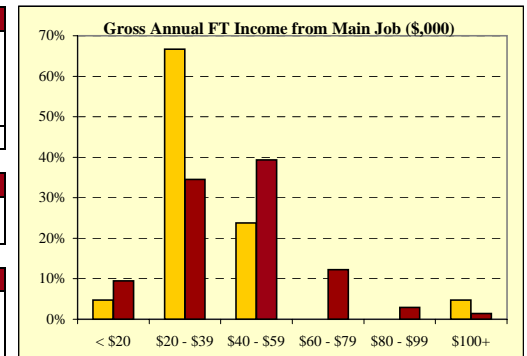


20. Employment Type:	50.0401	SYSTEM
Paid worker	12 52%	6,048 90%
Self-employed	8 35%	356 5%
Both a paid worker and self-employed	3 13%	300 4%
Total Employed	23 100%	6,707 100%

21. Job Characteristics:	50.0401	SYSTEM
I hold more than one job	6 26%*	1,333 20%
My main job is full-time (>= 30 hours per week)	19 86%**	5,464 84%*

* of total employed ** of those who provided data on hours/week worked

22. How related is your main job to your program?	50.0401	SYSTEM
Very Related	16 70%	3,006 45%
Somewhat Related	3 13%	1,865 28%
Not Very Related	2 9%	810 12%
Not At All Related	2 9%	1,020 15%
Total	23 100%	6,701 100%



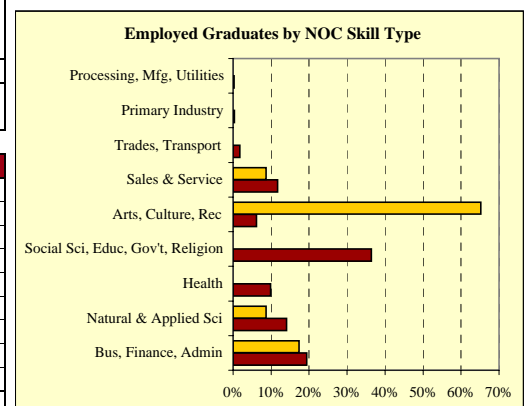
23. "Under-employment" Assessment:	50.0401	SYSTEM
Job is very or somewhat related to program	19 83%	4,871 73%
NOC Skill Level = A (University Education)	4 17%	3,972 60%

* of total valid responses

24. Gross Annual Income from Main Job:*	50.0401	SYSTEM
Less than \$20,000	1 5%	552 9%
\$20,000 to \$39,999	14 67%	2,009 35%
\$40,000 to \$59,999	5 24%	2,290 39%
\$60,000 to \$79,999	- 0%	714 12%
\$80,000 to \$99,999	- 0%	171 3%
\$100,000 and Above	1 5%	85 1%
Total	21 100%	5,821 100%
Median Annual Income (full-time)	\$36,500	\$43,000
Average Annual Income (full-time)	\$38,192	\$46,444

* where data provided

25. NOC Skill Type of Main Job:	50.0401	SYSTEM
Business, Finance and Administration	4 17%	1,274 19%
Natural and Applied Sciences and Related	2 9%	927 14%
Health	- 0%	650 10%
Social Sciences, Educ., Gov't Services, Religion	- 0%	2,389 36%
Arts, Culture, Recreation and Sport	15 65%	404 6%
Sales and Service	2 9%	772 12%
Trades, Transport and Equip. Operators and Related	- 0%	117 2%
Unique to the Primary Industry	- 0%	21 0%
Unique to Processing, Manufacturing and Utilities	- 0%	18 0%
Total	23 100%	6,572 100%



Detailed Summary of Survey Results

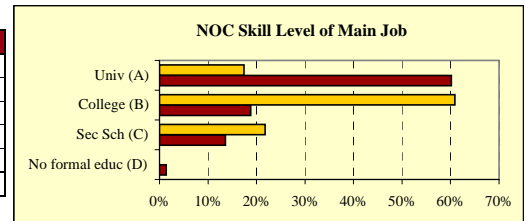
All Institutions

6 Digit CIP: 50.0401: Design and Visual Communications, General.

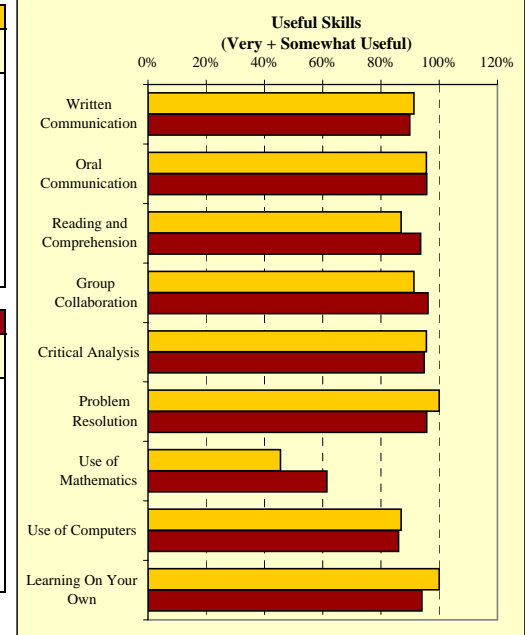
SYSTEM
50.0401

EMPLOYMENT, continued

26. NOC Skill Level of Main Job:	50.0401		SYSTEM	
A. University education	4	17%	3,972	60%
B. College education/trade apprenticeship	14	61%	1,240	19%
C. Secondary school + job-specific training	5	22%	899	14%
D. No formal education	-	0%	92	1%
No skill level assigned (management)	-	0%	397	6%
Total	23	100%	6,600	100%



27a. How useful are the following skills and abilities in doing your main job?	50.0401					# Resp.
	Very Useful	Somewhat Useful	Not Very Useful	Not at all Useful		
Written Communication	52%	39%	4%	4%		23
Oral Communication	78%	17%	4%	0%		23
Reading and Comprehension	61%	26%	13%	0%		23
Group Collaboration	83%	9%	4%	4%		23
Critical Analysis	70%	26%	4%	0%		23
Problem Resolution	74%	26%	0%	0%		23
Use of Mathematics Appropriate to Field	9%	36%	18%	36%		22
Use of Computers Appropriate to Field	78%	9%	13%	0%		23
Learning On Your Own	74%	26%	0%	0%		23



27b. How useful are the following skills and abilities in doing your main job?	SYSTEM					# Resp.
	Very Useful	Somewhat Useful	Not Very Useful	Not at all Useful		
Written Communication	67%	23%	6%	4%		6,696
Oral Communication	77%	19%	3%	1%		6,696
Reading and Comprehension	70%	23%	4%	2%		6,696
Group Collaboration	79%	17%	3%	1%		6,699
Critical Analysis	74%	20%	3%	2%		6,698
Problem Resolution	75%	20%	3%	1%		6,693
Use of Mathematics Appropriate to Field	25%	36%	22%	17%		6,675
Use of Computers Appropriate to Field	56%	30%	8%	6%		6,688
Learning On Your Own	68%	26%	4%	2%		6,690

28a. Top 10 Full-time Occupations of 50.0401 Graduates:			50.0401	
NOC	NOC Skill Level Description		% Employed FT in this Occ.**	Median FT Salary
5241	B Graphic Designers & Illust Arts		39%	\$36,500
2175	A Web Designers and Developers		9%	\$37,500
*				
*				
*				
*				
*				
*				
*				

*data not displayed where n < 2

**percentages cited are of those for whom occupational data was provided, full-time and part-time

28b. Top 10 Full-time Occupations of Graduates from All Institutions:			SYSTEM	
NOC	NOC Skill Level Description		% Employed FT in this Occ.**	Median FT Salary
4141	A Secondary School Teachers		8%	\$42,000
4142	A Elem & Kindergarten Teacher		7%	\$40,000
3152	A Registered Nurses		5%	\$56,330
1111	A Financial Auditors & Acnts		3%	\$42,500
2174	A Computer Programmers/Interactive Media Developers		2%	\$50,000
5124	A Occs in Public Relations & Comm		2%	\$42,000
4112	A Lawyers & Quebec Notaries		2%	\$70,000
1232	B Loan Officers		1%	\$40,000
2173	A Software Engineers		1%	\$56,000
4152	A Social Workers		1%	\$48,000

*data not displayed where n < 2

**percentages cited are of those for whom occupational data was provided, full-time and part-time

Detailed Summary of Survey Results

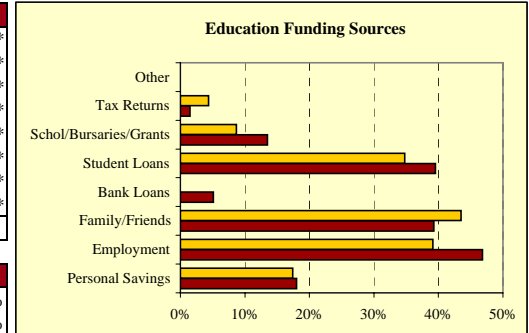
All Institutions

6 Digit CIP: 50.0401: Design and Visual Communications, General.

SYSTEM
50.0401

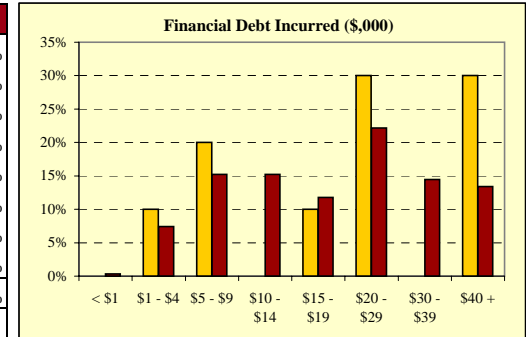
EDUCATION FINANCING

29. Education Funding Sources (2 sources per respondent):	50.0401	SYSTEM
Personal Savings	4 17%*	1,444 18%*
Employment	9 39%*	3,752 47%*
Family/Friends	10 43%*	3,146 39%*
Bank Loans	- 0%*	409 5%*
Student Loans	8 35%*	3,168 40%*
Scholarships/Bursaries/Grants	2 9%*	1,082 14%*
Tax Returns	1 4%*	120 1%*
Other	- 0%*	- 0%*
Total Respondents	23	8,009

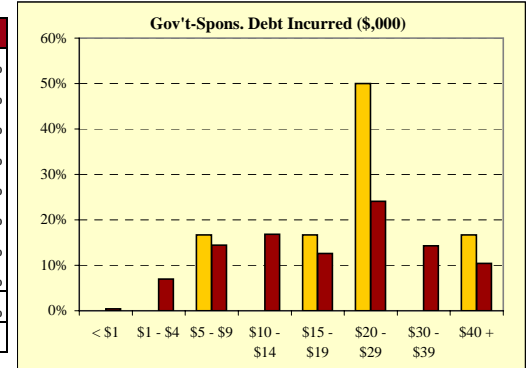


30. Financial Debt Incurred to Finance Univ. Education:	50.0401	SYSTEM
Incurred any form of financial debt	10 43%*	3,818 48%
Incurred government-sponsored student loan debt	6 26%*	3,190 40%

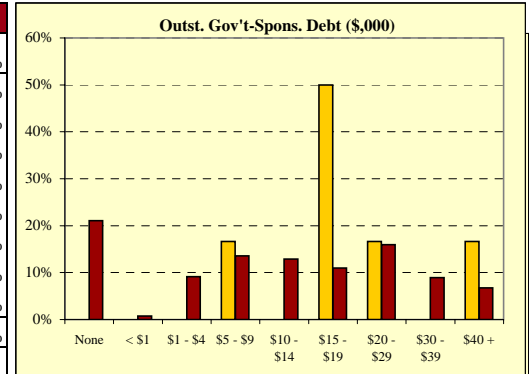
31. Financial Debt Amount:*	50.0401	SYSTEM
< \$1,000	- 0%	12 0%
\$1,000 to \$4,999	1 10%	284 7%
\$5,000 to \$9,999	2 20%	582 15%
\$10,000 to \$14,999	- 0%	581 15%
\$15,000 to \$19,999	1 10%	449 12%
\$20,000 to \$29,999	3 30%	847 22%
\$30,000 to \$39,999	- 0%	552 14%
\$40,000 or More	3 30%	511 13%
Total	10 100%	3,818 100%
Median Financial Debt	\$20,000	\$20,000



32. Government-Sponsored Student Loan Debt Amount:*	50.0401	SYSTEM
< \$1,000	- 0%	14 0%
\$1,000 to \$4,999	- 0%	222 7%
\$5,000 to \$9,999	1 17%	460 14%
\$10,000 to \$14,999	- 0%	537 17%
\$15,000 to \$19,999	1 17%	402 13%
\$20,000 to \$29,999	3 50%	768 24%
\$30,000 to \$39,999	- 0%	455 14%
\$40,000 or More	1 17%	332 10%
Total	6 100%	3,190 100%
Median Gov't-Sponsored Student Loan Debt	\$20,000	\$18,000



33. Outstanding Gov't-Sponsored Loan Debt Amount:*	50.0401	SYSTEM
None - Loan repaid in full	- 0%	644 21%
< \$1,000	- 0%	22 1%
\$1,000 to \$4,999	- 0%	280 9%
\$5,000 to \$9,999	1 17%	414 14%
\$10,000 to \$14,999	- 0%	395 13%
\$15,000 to \$19,999	3 50%	336 11%
\$20,000 to \$29,999	1 17%	487 16%
\$30,000 to \$39,999	- 0%	273 9%
\$40,000 or More	1 17%	207 7%
Total	6 100%	3,058 100%
Median Gov't-Sponsored Loan Debt Outstanding	\$18,000	\$11,000



* Percentage of respondents who identified this source

* Percentage of respondents who provided data

*includes only cases where financial debt was incurred

*includes only cases where government-sponsored debt was incurred

*includes only cases where government-sponsored debt was incurred, and valid "amount remaining" was provided

Detailed Summary of Survey Results

All Institutions

6 Digit CIP: 50.0401: Design and Visual Communications, General.

SYSTEM
50.0401

SPECIAL SECTION ON INTERNATIONAL EDUCATION

42. In your employment since graduation, how important has it been for you to understand the following international skills/issues?

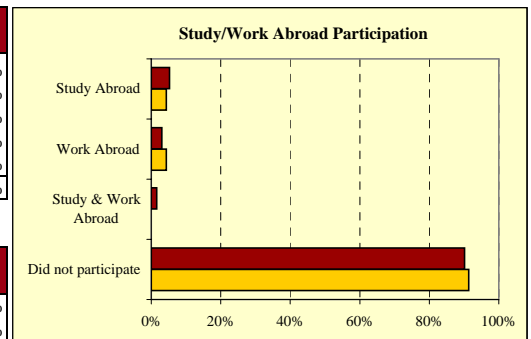
International Skill	50.0401						SYSTEM					
	Very Important	Important	Not Very Important	Not at all Important	Not Applicable	Total Resp.	Very Important	Important	Not Very Important	Not at all Important	Not Applicable	Total Resp.
Speak a second language	23%	27%	14%	36%	0%	22	20%	22%	28%	28%	2%	7966
International Business Practices	22%	43%	22%	13%	0%	23	13%	27%	32%	28%	0%	7817
Global Issues	35%	35%	22%	9%	0%	23	26%	38%	22%	14%	0%	7835
Interconnections between local and global issues	35%	43%	13%	9%	0%	23	29%	41%	18%	12%	0%	7835
Knowledge and traditions of other countries and cultures	39%	48%	9%	4%	0%	23	40%	35%	16%	10%	0%	7840

43. How helpful was the institution in preparing you with the following international skills?

International Skill	50.0401						SYSTEM					
	Very Helpful	Helpful	Not Very Helpful	Not at all Helpful	Not Applicable	Total Resp.	Very Helpful	Helpful	Not Very Helpful	Not at all Helpful	Not Applicable	Total Resp.
Speak a second language	0%	4%	0%	35%	61%	23	5%	12%	18%	18%	48%	7985
International Business Practices	0%	22%	30%	48%	0%	23	6%	23%	34%	37%	0%	7838
Global Issues	9%	43%	30%	17%	0%	23	20%	47%	20%	13%	0%	7946
Interconnections between local and global issues	9%	43%	39%	9%	0%	23	19%	47%	22%	12%	0%	7930
Knowledge and traditions of other countries and cultures	9%	57%	26%	9%	0%	23	20%	46%	22%	11%	0%	7942

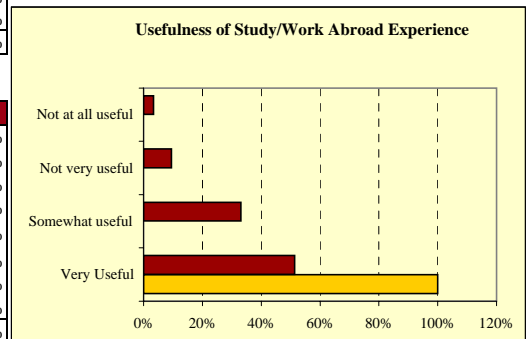
44. Did you study or work abroad during your program?

	50.0401		SYSTEM		
Yes:	2	9%	788	10%	
Study Abroad	1	4%	420	5%	
Work Abroad	1	4%	243	3%	
Study and work abroad	-	0%	125	2%	
No	21	91%	7,180	90%	
Total	23	100%	7,968	100%	



45. Usefulness of study or work abroad experiences to current job:*

	50.0401		SYSTEM		
Very Useful	2	100%	405	51%	
Somewhat useful	-	0%	261	33%	
Not very useful	-	0%	75	10%	
Not at all useful	-	0%	27	3%	
Total	2	100%	788	100%	



46. Reasons why you did not study or work abroad:

	50.0401		SYSTEM		
Not aware these opportunities exist	1	5%	705	10%	
Financial reasons	6	29%	1,135	16%	
Extended degree completion time	-	0%	341	5%	
Personal reasons (i.e. employment, family)	5	24%	1,394	20%	
No opportunities/Limited opportunities	2	10%	897	13%	
Not interested/ relevant/ required/ attractive	3	14%	1,747	25%	
Conflicts with schooling (course load too heavy)	1	5%	569	8%	
Other	3	14%	257	4%	
Total	21	100%	7,045	100%	