

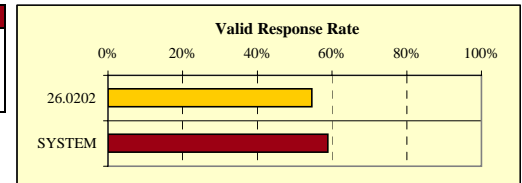
# B.C. University Student Outcomes 2006 Survey of 2004 Baccalaureate Graduates

Detailed Summary of Survey Results  
All Institutions  
6 Digit CIP: 26.0202: Biochemistry

SYSTEM  
26.0202

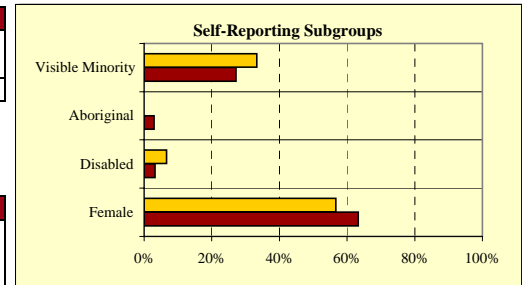
## RESPONSE RATE

1. Survey Response Rate:	26.0202	SYSTEM
2004 Baccalaureate Graduates Survey Cohort	132	15,605
Net Frame	110	13,595
Survey Respondents and Valid Response Rate	60	8,009
	55%	59%



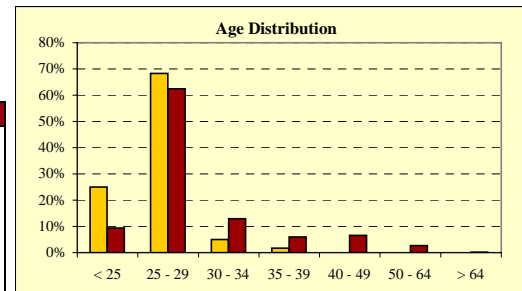
## DEMOGRAPHIC INFORMATION

2. Gender:	26.0202	SYSTEM
Male	26	2,941
Female	34	5,067
Total	60	8,008
	100%	100%

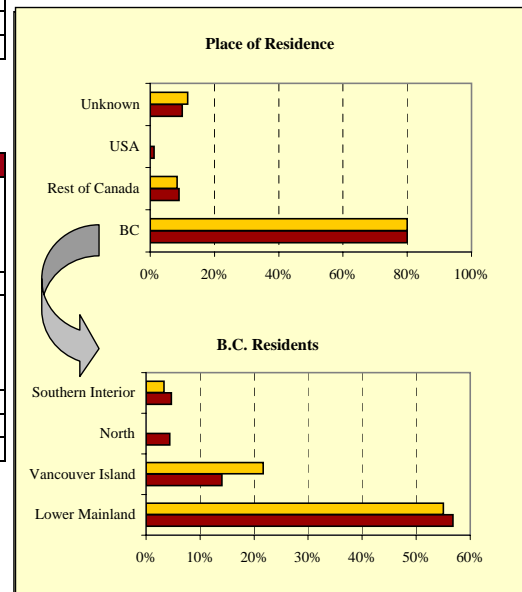


3. Self-Reporting Subgroups:	26.0202	SYSTEM
Disabled	4	260
Aboriginal	-	232
Visible Minority	20	2,172
	7%	3%
	0%	3%
	33%	27%

4. Age (at time of survey):	26.0202	SYSTEM
< 25	15	748
25 to 29	41	4,997
30 to 34	3	1,036
35 to 39	1	478
40 to 49	-	528
50 to 64	-	213
> 64	-	9
Unknown	-	-
Total	60	8,009
Mean Age:	25.6	29.0



5. Place of Residence (at time of survey):	26.0202	SYSTEM
BC - Lower Mainland	33	4,549
BC - Vancouver Island	13	1,124
BC - North	-	353
BC - Southern Interior	2	376
BC Subtotal	48	6,402
Canada - Alberta	1	310
Canada - Ontario	2	240
Canada - Other	2	164
U.S.A.	-	94
Non-BC Subtotal	5	808
Unknown	7	799
Total	60	8,009
	100%	100%



Detailed Summary of Survey Results

All Institutions

6 Digit CIP: 26.0202: Biochemistry

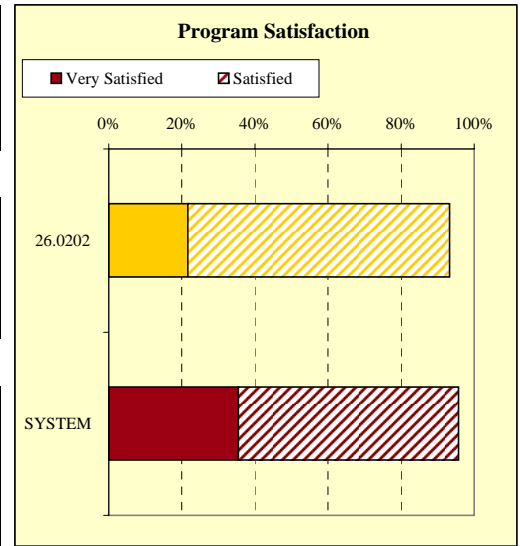
■ SYSTEM  
■ 26.0202

EDUCATION EVALUATION AND SKILL DEVELOPMENT

6. Usefulness of Knowledge, Skills, and Abilities Acquired during Program in Work:	26.0202	SYSTEM
Very Useful	10 38%	2,934 44%
Somewhat Useful	11 42%	2,942 44%
Not Very Useful	3 12%	565 8%
Not at All Useful	2 8%	247 4%

7. Usefulness of Knowledge, Skills, and Abilities Acquired during Program in Day-to-day Life:	26.0202	SYSTEM
Very Useful	2 8%	2,013 30%
Somewhat Useful	7 27%	3,611 54%
Not Very Useful	13 50%	890 13%
Not at All Useful	4 15%	179 3%

8. Program Satisfaction:	26.0202	SYSTEM
Very Satisfied	13 22%	2,832 35%
Satisfied	43 72%	4,816 60%
Dissatisfied	4 7%	288 4%
Very Dissatisfied	- 0%	51 1%
Total	60 100%	7,987 100%



9. Would you select the same program again?	26.0202	SYSTEM
Yes	31 56%	6,053 79%
No, because . . . (multiple response question)	24	1,565
. . . interests have changed	12 24%*	468 17%*
. . . courses were not practical	11 22%*	597 22%*
. . . little or no career opportunities	7 14%*	505 18%*
. . . other	21 41%*	1,197 43%*

\* Percent of total responses, among those who would not take program again

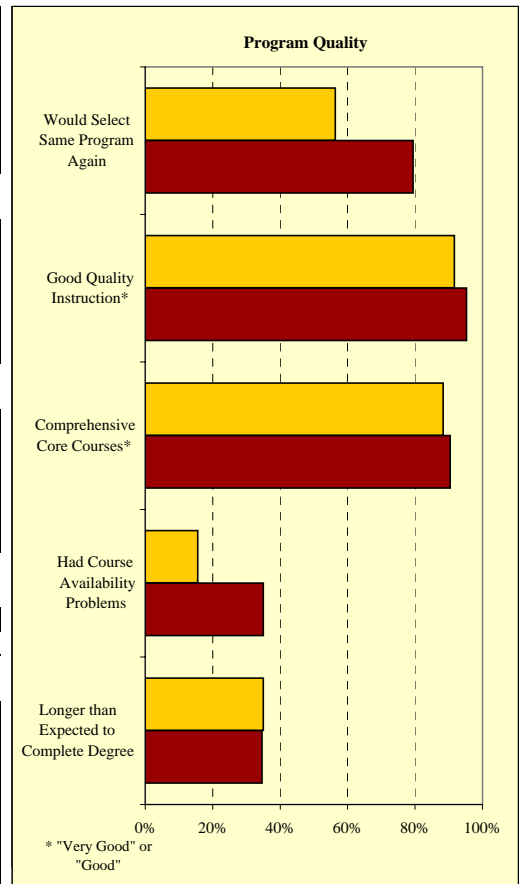
10. Quality of Instruction:	26.0202	SYSTEM
Very Good	8 13%	2,490 31%
Good	47 78%	5,096 64%
Poor	5 8%	348 4%
Very Poor	- 0%	28 0%
Total	60 100%	7,962 100%

11. Comprehensiveness of Core Courses:	26.0202	SYSTEM
Very Good	18 30%	2,045 26%
Good	35 58%	5,069 64%
Poor	7 12%	704 9%
Very Poor	- 0%	53 1%
Total	60 100%	7,871 100%

12. Course Availability:	26.0202	SYSTEM
Encountered course availability problems	9 16%	2,753 35%

13. Degree Completion:	26.0202	SYSTEM
Took longer than expected to complete degree	21 35%	2,770 35%
<b>Top 4 reasons for prolonged degree completion (multiple response question):</b>		
Personal or family reasons	1 3%*	401 8%*
Financial reasons / work	1 3%*	468 9%*
Change of major/program/specialization	1 3%*	403 8%*
Involvement in co-op program extended completion time	12 41%*	451 9%*
Other reason(s)	14 48%*	3,253 65%*

\* Percent of total responses, among those who took longer than expected to complete degree



\* "Very Good" or "Good"

**Detailed Summary of Survey Results**  
**All Institutions**  
**6 Digit CIP: 26.0202: Biochemistry**

■ SYSTEM  
 ■ 26.0202

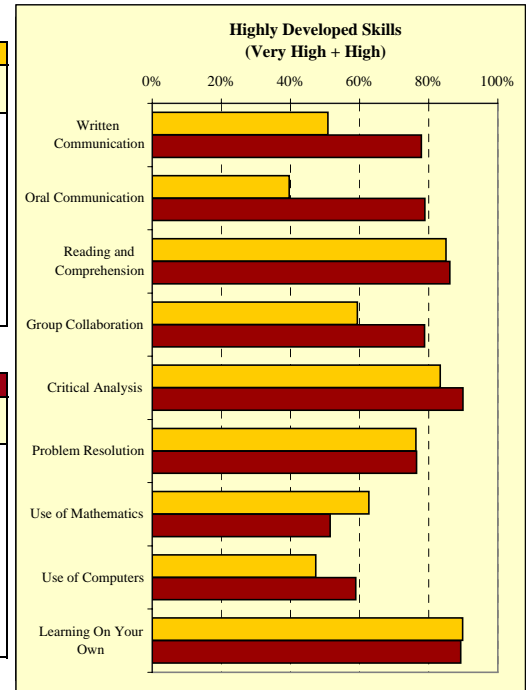
**SKILL DEVELOPMENT**

14a.

To what degree did program help you develop the following skills?	26.0202				# Resp.
	Very High	High	Low	Very Low	
	Written Communication	9%	42%	49%	
Oral Communication	5%	34%	52%	9%	58
Reading and Comprehension	13%	72%	13%	2%	60
Group Collaboration	20%	39%	32%	8%	59
Critical Analysis	35%	48%	17%	0%	60
Problem Resolution	12%	64%	22%	2%	59
Use of Mathematics Appropriate to Field	19%	44%	34%	3%	59
Use of Computers Appropriate to Field	5%	42%	44%	9%	55
Learning On Your Own	44%	46%	8%	2%	59

14b.

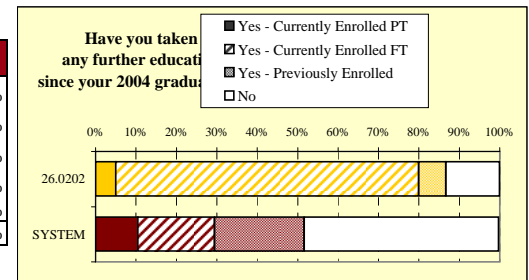
To what degree did program help you develop the following skills?	SYSTEM				# Resp.
	Very High	High	Low	Very Low	
	Written Communication	24%	54%	19%	
Oral Communication	23%	56%	19%	2%	7,662
Reading and Comprehension	31%	55%	12%	2%	7,627
Group Collaboration	32%	46%	18%	3%	7,670
Critical Analysis	41%	49%	9%	1%	7,885
Problem Resolution	21%	55%	21%	2%	7,577
Use of Mathematics Appropriate to Field	17%	35%	35%	14%	5,873
Use of Computers Appropriate to Field	20%	39%	31%	10%	6,615
Learning On Your Own	38%	52%	9%	2%	7,713



**FURTHER EDUCATION**

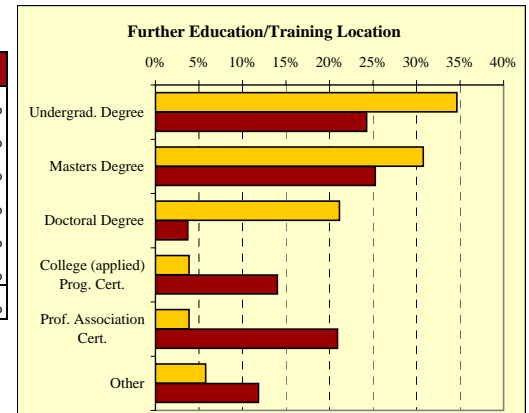
15.

Took further education since 2004 graduation	26.0202	SYSTEM
Yes:	52	87%
Not currently enrolled	4	7%
Currently enrolled full-time	45	75%
Currently enrolled part-time	3	5%
No	8	13%
Total	60	100%



16.

Type of Formal Post-Secondary Education	26.0202	SYSTEM
Undergraduate Degree	18	35%
Masters Degree	16	31%
Doctoral Degree	11	21%
College (applied) Program Certification	2	4%
Professional Association Certification	2	4%
Other	3	6%
Total Respondents	52	100%

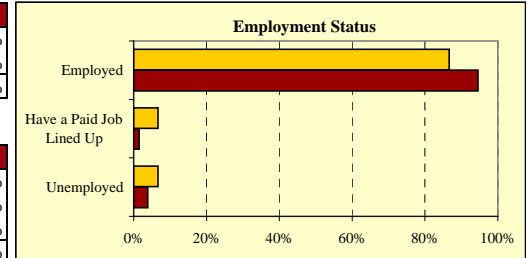


**Detailed Summary of Survey Results**  
**All Institutions**  
**6 Digit CIP: 26.0202: Biochemistry**

■ SYSTEM  
■ 26.0202

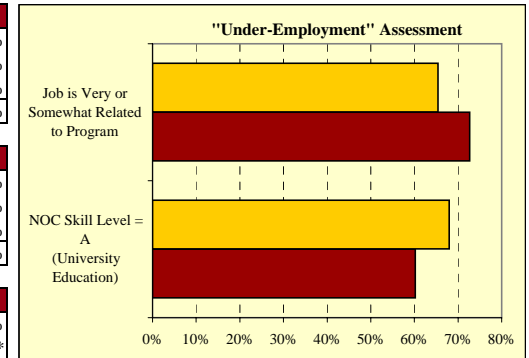
**EMPLOYMENT**

17. <b>Labour Force Status:</b>	26.0202	SYSTEM
In Labour Force (working or seeking work)	30 50%	7,092 89%
Not in Labour Force	30 50%	905 11%
Grand Total	60 100%	7,997 100%



18. <b>Employment Status of those IN Labour Force:</b>	26.0202	SYSTEM
Employed	26 87%	6,707 95%
Have a Paid Job Lined Up	2 7%	109 2%
Unemployed	2 7%	276 4%
Total Labour Force	30 100%	7,092 100%

19. <b>Status of Graduates NOT in Labour Force:</b>	26.0202	SYSTEM
Attending School FT	30 100%	677 75%
Attending School PT	- 0%	32 4%
Other	- 0%	196 22%
Total NOT in Labour Force	30 100%	905 100%

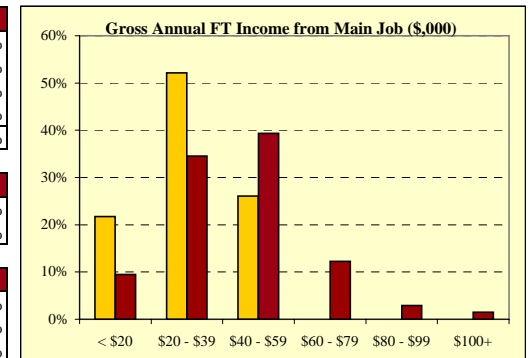


20. <b>Employment Type:</b>	26.0202	SYSTEM
Paid worker	25 96%	6,048 90%
Self-employed	- 0%	356 5%
Both a paid worker and self-employed	1 4%	300 4%
Total Employed	26 100%	6,707 100%

21. <b>Job Characteristics:</b>	26.0202	SYSTEM
I hold more than one job	4 15%*	1,333 20%
My main job is full-time (>= 30 hours per week)	19 76%**	5,464 84%*

\* of total employed      \*\* of those who provided data on hours/week worked

22. <b>How related is your main job to your program?</b>	26.0202	SYSTEM
Very Related	12 46%	3,006 45%
Somewhat Related	5 19%	1,865 28%
Not Very Related	2 8%	810 12%
Not At All Related	7 27%	1,020 15%
Total	26 100%	6,701 100%



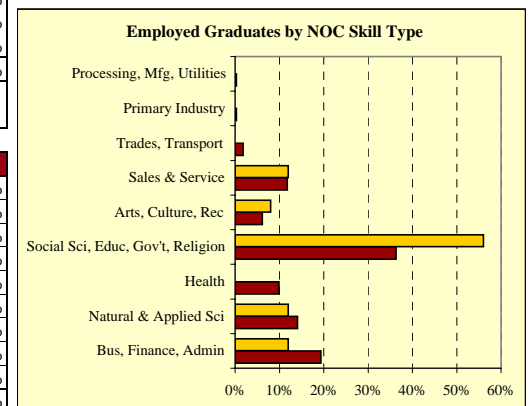
23. <b>"Under-employment" Assessment:</b>	26.0202	SYSTEM
Job is very or somewhat related to program	17 65%	4,871 73%
NOC Skill Level = A (University Education)	17 68%	3,972 60%

\* of total valid responses

24. <b>Gross Annual Income from Main Job:*</b>	26.0202	SYSTEM
Less than \$20,000	5 22%	552 9%
\$20,000 to \$39,999	12 52%	2,009 35%
\$40,000 to \$59,999	6 26%	2,290 39%
\$60,000 to \$79,999	- 0%	714 12%
\$80,000 to \$99,999	- 0%	171 3%
\$100,000 and Above	- 0%	85 1%
Total	23 100%	5,821 100%
Median Annual Income (full-time)	\$32,200	\$43,000
Average Annual Income (full-time)	\$31,031	\$46,444

\* where data provided

25. <b>NOC Skill Type of Main Job:</b>	26.0202	SYSTEM
Business, Finance and Administration	3 12%	1,274 19%
Natural and Applied Sciences and Related	3 12%	927 14%
Health	- 0%	650 10%
Social Sciences, Educ., Gov't Services, Religion	14 56%	2,389 36%
Arts, Culture, Recreation and Sport	2 8%	404 6%
Sales and Service	3 12%	772 12%
Trades, Transport and Equip. Operators and Related	- 0%	117 2%
Unique to the Primary Industry	- 0%	21 0%
Unique to Processing, Manufacturing and Utilities	- 0%	18 0%
Total	25 100%	6,572 100%

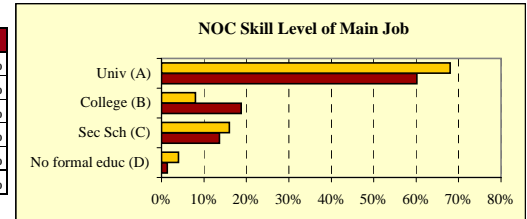


**Detailed Summary of Survey Results**  
**All Institutions**  
**6 Digit CIP: 26.0202: Biochemistry**

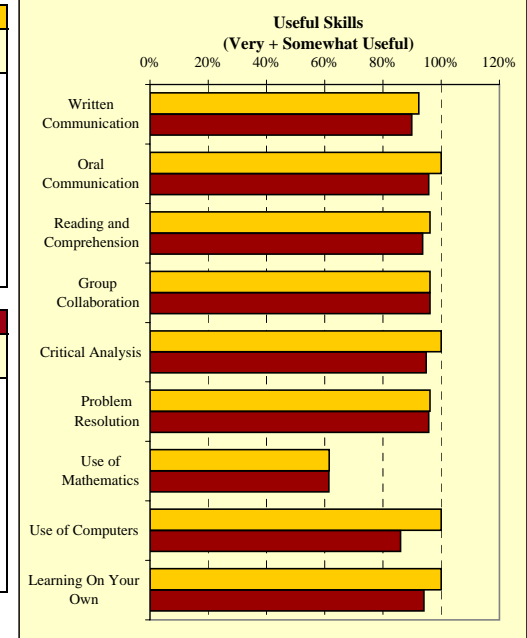
■ SYSTEM  
■ 26.0202

**EMPLOYMENT, continued**

<b>26. NOC Skill Level of Main Job:</b>	<b>26.0202</b>		<b>SYSTEM</b>	
A. University education	17	68%	3,972	60%
B. College education/trade apprenticeship	2	8%	1,240	19%
C. Secondary school + job-specific training	4	16%	899	14%
D. No formal education	1	4%	92	1%
No skill level assigned (management)	1	4%	397	6%
<b>Total</b>	<b>25</b>	<b>100%</b>	<b>6,600</b>	<b>100%</b>



<b>27a. How useful are the following skills and abilities in doing your main job?</b>	<b>26.0202</b>					<b># Resp.</b>
	<b>Very Useful</b>	<b>Somewhat Useful</b>	<b>Not Very Useful</b>	<b>Not at all Useful</b>		
Written Communication	58%	35%	8%	0%		26
Oral Communication	77%	23%	0%	0%		26
Reading and Comprehension	73%	23%	2%	0%		26
Group Collaboration	81%	15%	4%	0%		26
Critical Analysis	65%	35%	0%	0%		26
Problem Resolution	65%	31%	4%	0%		26
Use of Mathematics Appropriate to Field	15%	46%	35%	4%		26
Use of Computers Appropriate to Field	58%	42%	0%	0%		26
Learning On Your Own	77%	23%	0%	0%		26



<b>27b. How useful are the following skills and abilities in doing your main job?</b>	<b>SYSTEM</b>					<b># Resp.</b>
	<b>Very Useful</b>	<b>Somewhat Useful</b>	<b>Not Very Useful</b>	<b>Not at all Useful</b>		
Written Communication	67%	23%	6%	4%		6,696
Oral Communication	77%	19%	3%	1%		6,696
Reading and Comprehension	70%	23%	4%	2%		6,696
Group Collaboration	79%	17%	3%	1%		6,699
Critical Analysis	74%	20%	3%	2%		6,698
Problem Resolution	75%	20%	3%	1%		6,693
Use of Mathematics Appropriate to Field	25%	36%	22%	17%		6,675
Use of Computers Appropriate to Field	56%	30%	8%	6%		6,688
Learning On Your Own	68%	26%	4%	2%		6,690

<b>28a. Top 10 Full-time Occupations of 26.0202 Graduates:</b>			<b>26.0202</b>	
NOC	NOC Skill Level Description		<b>% Employed FT in this Occ.**</b>	<b>Median FT Salary</b>
4122	A Post-Sec Teaching & Research Asstnts		27%	\$32,000
1411	C General Office Clerks		8%	\$21,200
*				
*				
*				
*				
*				
*				
*				

\*data not displayed where n < 2

\*\*percentages cited are of those for whom occupational data was provided, full-time and part-time

<b>28b. Top 10 Full-time Occupations of Graduates from All Institutions:</b>			<b>SYSTEM</b>	
NOC	NOC Skill Level Description		<b>% Employed FT in this Occ.**</b>	<b>Median FT Salary</b>
4141	A Secondary School Teachers		8%	\$42,000
4142	A Elem & Kindergarten Teacher		7%	\$40,000
3152	A Registered Nurses		5%	\$56,330
1111	A Financial Auditors & Acnts		3%	\$42,500
2174	A Computer Programmers/Interactive Media Developers		2%	\$50,000
5124	A Occs in Public Relations & Comm		2%	\$42,000
4112	A Lawyers & Quebec Notaries		2%	\$70,000
1232	B Loan Officers		1%	\$40,000
2173	A Software Engineers		1%	\$56,000
4152	A Social Workers		1%	\$48,000

\*data not displayed where n < 2

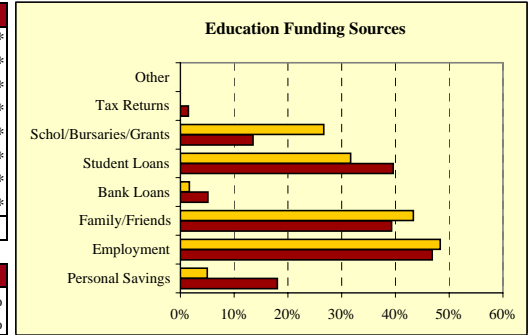
\*\*percentages cited are of those for whom occupational data was provided, full-time and part-time

**Detailed Summary of Survey Results**  
**All Institutions**  
**6 Digit CIP: 26.0202: Biochemistry**

■ SYSTEM  
■ 26.0202

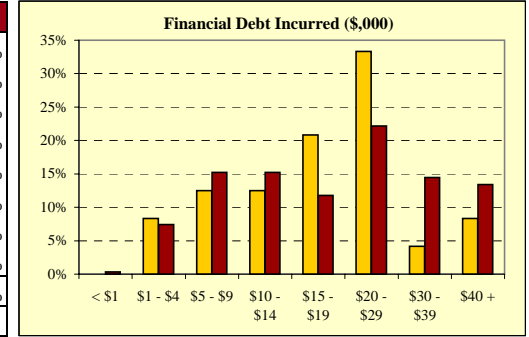
**EDUCATION FINANCING**

29. Education Funding Sources (2 sources per respondent):	26.0202	SYSTEM
Personal Savings	3 5%*	1,444 18%*
Employment	29 48%*	3,752 47%*
Family/Friends	26 43%*	3,146 39%*
Bank Loans	1 2%*	409 5%*
Student Loans	19 32%*	3,168 40%*
Scholarships/Bursaries/Grants	16 27%*	1,082 14%*
Tax Returns	- 0%*	120 1%*
Other	- 0%*	- 0%*
<b>Total Respondents</b>	<b>60</b>	<b>8,009</b>

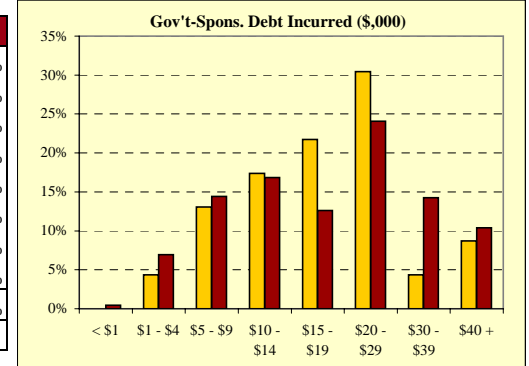


30. Financial Debt Incurred to Finance Univ. Education:	26.0202	SYSTEM
Incurred any form of financial debt	24 40%*	3,818 48%
Incurred government-sponsored student loan debt	23 38%*	3,190 40%

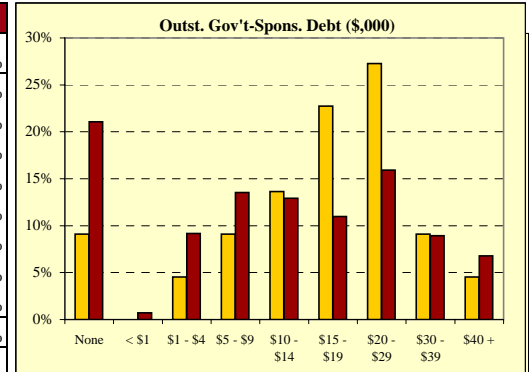
31. Financial Debt Amount:*	26.0202	SYSTEM
< \$1,000	- 0%	12 0%
\$1,000 to \$4,999	2 8%	284 7%
\$5,000 to \$9,999	3 13%	582 15%
\$10,000 to \$14,999	3 13%	581 15%
\$15,000 to \$19,999	5 21%	449 12%
\$20,000 to \$29,999	8 33%	847 22%
\$30,000 to \$39,999	1 4%	552 14%
\$40,000 or More	2 8%	511 13%
<b>Total</b>	<b>24 100%</b>	<b>3,818 100%</b>
<b>Median Financial Debt</b>	<b>\$18,000</b>	<b>\$20,000</b>



32. Government-Sponsored Student Loan Debt Amount:*	26.0202	SYSTEM
< \$1,000	- 0%	14 0%
\$1,000 to \$4,999	1 4%	222 7%
\$5,000 to \$9,999	3 13%	460 14%
\$10,000 to \$14,999	4 17%	537 17%
\$15,000 to \$19,999	5 22%	402 13%
\$20,000 to \$29,999	7 30%	768 24%
\$30,000 to \$39,999	1 4%	455 14%
\$40,000 or More	2 9%	332 10%
<b>Total</b>	<b>23 100%</b>	<b>3,190 100%</b>
<b>Median Gov't-Sponsored Student Loan Debt</b>	<b>\$18,000</b>	<b>\$18,000</b>



33. Outstanding Gov't-Sponsored Loan Debt Amount:*	26.0202	SYSTEM
None - Loan repaid in full	2 9%	644 21%
< \$1,000	- 0%	22 1%
\$1,000 to \$4,999	1 5%	280 9%
\$5,000 to \$9,999	2 9%	414 14%
\$10,000 to \$14,999	3 14%	395 13%
\$15,000 to \$19,999	5 23%	336 11%
\$20,000 to \$29,999	6 27%	487 16%
\$30,000 to \$39,999	2 9%	273 9%
\$40,000 or More	1 5%	207 7%
<b>Total</b>	<b>22 100%</b>	<b>3,058 100%</b>
<b>Median Gov't-Sponsored Loan Debt Outstanding</b>	<b>\$16,000</b>	<b>\$11,000</b>



\* Percentage of respondents who identified this source

\* Percentage of respondents who provided data

\*includes only cases where financial debt was incurred

\*includes only cases where government-sponsored debt was incurred

\*includes only cases where government-sponsored debt was incurred, and valid "amount remaining" was provided

**Detailed Summary of Survey Results**  
**All Institutions**  
**6 Digit CIP: 26.0202: Biochemistry**

■ SYSTEM  
■ 26.0202

**SPECIAL SECTION ON INTERNATIONAL EDUCATION**

**42. In your employment since graduation, how important has it been for you to understand the following international skills/issues?**

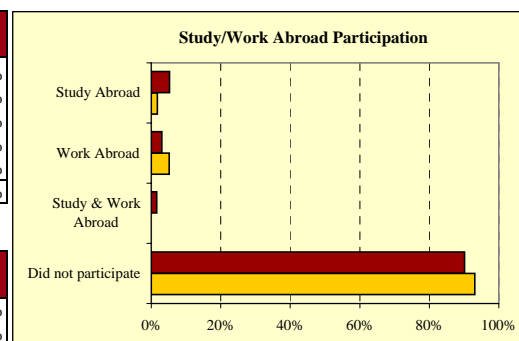
International Skill	26.0202						SYSTEM					
	Very Important	Important	Not Very Important	Not at all Important	Not Applicable	Total Resp.	Very Important	Important	Not Very Important	Not at all Important	Not Applicable	Total Resp.
Speak a second language	12%	17%	22%	37%	13%	60	20%	22%	28%	28%	2%	7966
International Business Practices	6%	24%	29%	41%	0%	51	13%	27%	32%	28%	0%	7817
Global Issues	14%	33%	25%	27%	0%	51	26%	38%	22%	14%	0%	7835
Interconnections between local and global issues	14%	41%	20%	25%	0%	51	29%	41%	18%	12%	0%	7835
Knowledge and traditions of other countries and cultures	14%	43%	18%	25%	0%	51	40%	35%	16%	10%	0%	7840

**43. How helpful was the institution in preparing you with the following international skills?**

International Skill	26.0202						SYSTEM					
	Very Helpful	Helpful	Not Very Helpful	Not at all Helpful	Not Applicable	Total Resp.	Very Helpful	Helpful	Not Very Helpful	Not at all Helpful	Not Applicable	Total Resp.
Speak a second language	2%	14%	16%	17%	52%	58	5%	12%	18%	18%	48%	7985
International Business Practices	2%	10%	34%	53%	0%	58	6%	23%	34%	37%	0%	7838
Global Issues	5%	33%	33%	29%	0%	58	20%	47%	20%	13%	0%	7946
Interconnections between local and global issues	3%	28%	47%	22%	0%	58	19%	47%	22%	12%	0%	7930
Knowledge and traditions of other countries and cultures	2%	35%	39%	25%	0%	57	20%	46%	22%	11%	0%	7942

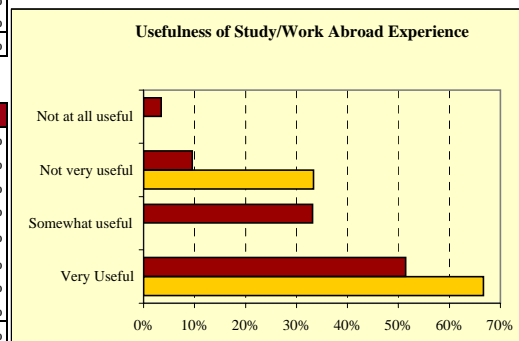
**44. Did you study or work abroad during your program?**

	26.0202	SYSTEM
Yes:		
Study Abroad	4	7%
Work Abroad	1	2%
Study and work abroad	3	5%
Study and work abroad	-	0%
No	54	93%
Total	58	100%



**45. Usefulness of study or work abroad experiences to current job:\***

	26.0202	SYSTEM
Very Useful	2	67%
Somewhat useful	-	0%
Not very useful	1	33%
Not at all useful	-	0%
Total	3	100%



**46. Reasons why you did not study or work abroad:**

	26.0202	SYSTEM
Not aware these opportunities exist	7	13%
Financial reasons	8	15%
Extended degree completion time	5	9%
Personal reasons (i.e. employment, family)	4	8%
No opportunities/Limited opportunities	4	8%
Not interested/ relevant/ required/ attractive	15	28%
Conflicts with schooling (course load too heavy)	8	15%
Other	2	4%
Total	53	100%