

# B.C. University Student Outcomes 2006 Survey of 2004 Baccalaureate Graduates

Detailed Summary of Survey Results

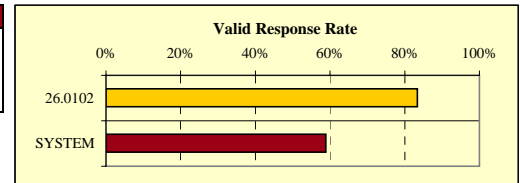
All Institutions

6 Digit CIP: 26.0102: Biomedical Sciences, General.

SYSTEM  
26.0102

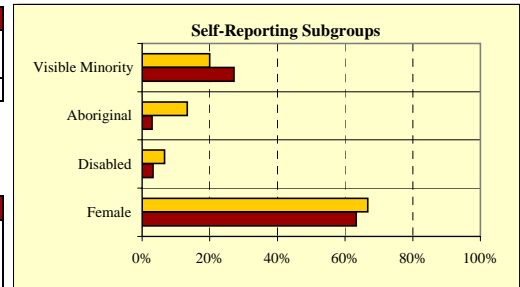
## RESPONSE RATE

1. Survey Response Rate:	26.0102	SYSTEM
2004 Baccalaureate Graduates Survey Cohort	18	15,605
Net Frame	18	13,595
Survey Respondents and Valid Response Rate	15	83% 8,009



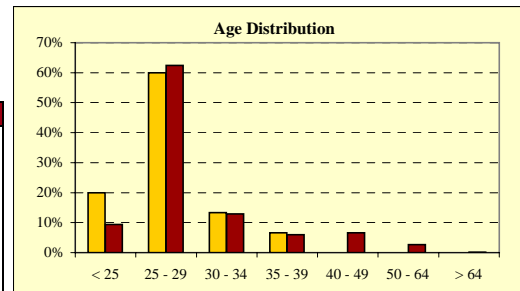
## DEMOGRAPHIC INFORMATION

2. Gender:	26.0102	SYSTEM
Male	5	33% 2,941
Female	10	67% 5,067
Total	15	100% 8,008

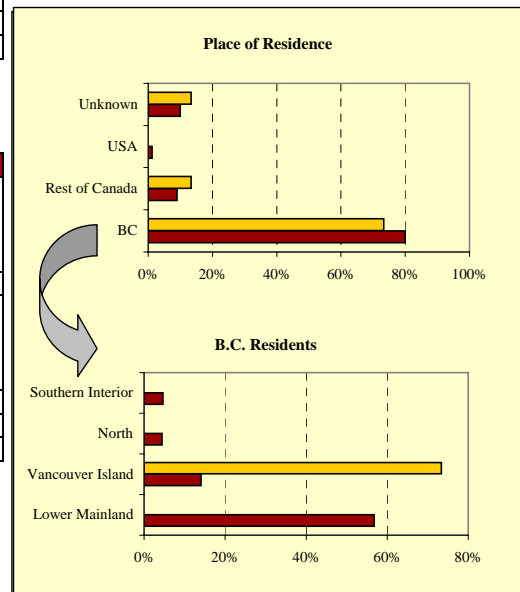


3. Self-Reporting Subgroups:	26.0102	SYSTEM
Disabled	1	7% 260
Aboriginal	2	13% 232
Visible Minority	3	20% 2,172

4. Age (at time of survey):	26.0102	SYSTEM
< 25	3	20% 748
25 to 29	9	60% 4,997
30 to 34	2	13% 1,036
35 to 39	1	7% 478
40 to 49	-	0% 528
50 to 64	-	0% 213
> 64	-	0% 9
Unknown	-	0% -
Total	15	100% 8,009
Mean Age:	26.8	29.0



5. Place of Residence (at time of survey):	26.0102	SYSTEM
BC - Lower Mainland	-	0% 4,549
BC - Vancouver Island	11	73% 1,124
BC - North	-	0% 353
BC - Southern Interior	-	0% 376
BC Subtotal	11	73% 6,402
Canada - Alberta	-	0% 310
Canada - Ontario	-	0% 240
Canada - Other	2	13% 164
U.S.A.	-	0% 94
Non-BC Subtotal	2	13% 808
Unknown	2	13% 799
Total	15	100% 8,009



Detailed Summary of Survey Results

All Institutions

6 Digit CIP: 26.0102: Biomedical Sciences, General.

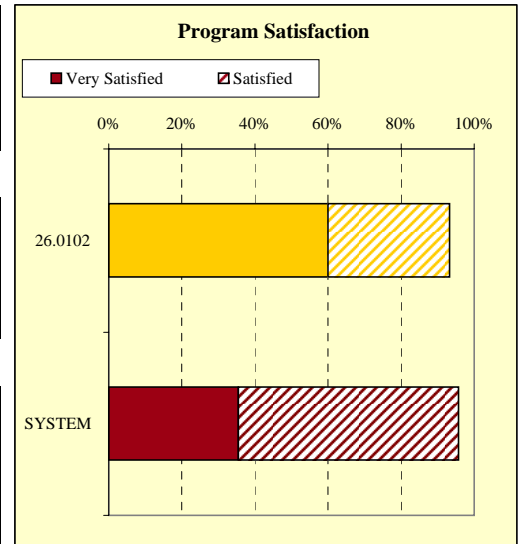
■ SYSTEM  
■ 26.0102

EDUCATION EVALUATION AND SKILL DEVELOPMENT

6. Usefulness of Knowledge, Skills, and Abilities Acquired during Program in Work:	26.0102	SYSTEM
Very Useful	2 33%	2,934 44%
Somewhat Useful	2 33%	2,942 44%
Not Very Useful	1 17%	565 8%
Not at All Useful	1 17%	247 4%

7. Usefulness of Knowledge, Skills, and Abilities Acquired during Program in Day-to-day Life:	26.0102	SYSTEM
Very Useful	3 50%	2,013 30%
Somewhat Useful	1 17%	3,611 54%
Not Very Useful	2 33%	890 13%
Not at All Useful	- 0%	179 3%

8. Program Satisfaction:	26.0102	SYSTEM
Very Satisfied	9 60%	2,832 35%
Satisfied	5 33%	4,816 60%
Dissatisfied	1 7%	288 4%
Very Dissatisfied	- 0%	51 1%
Total	15 100%	7,987 100%



9. Would you select the same program again?	26.0102	SYSTEM
Yes	12 92%	6,053 79%
No, because . . . (multiple response question)	1	1,565
. . . interests have changed	- 0%*	468 17%*
. . . courses were not practical	- 0%*	597 22%*
. . . little or no career opportunities	- 0%*	505 18%*
. . . other	1 100%*	1,197 43%*

\* Percent of total responses, among those who would not take program again

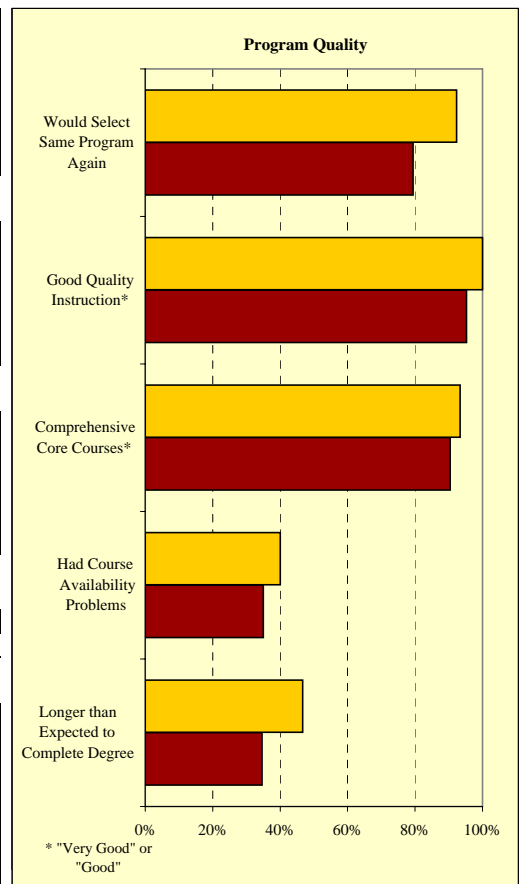
10. Quality of Instruction:	26.0102	SYSTEM
Very Good	12 80%	2,490 31%
Good	3 20%	5,096 64%
Poor	- 0%	348 4%
Very Poor	- 0%	28 0%
Total	15 100%	7,962 100%

11. Comprehensiveness of Core Courses:	26.0102	SYSTEM
Very Good	6 40%	2,045 26%
Good	8 53%	5,069 64%
Poor	1 7%	704 9%
Very Poor	- 0%	53 1%
Total	15 100%	7,871 100%

12. Course Availability:	26.0102	SYSTEM
Encountered course availability problems	6 40%	2,753 35%

13. Degree Completion:	26.0102	SYSTEM
Took longer than expected to complete degree	7 47%	2,770 35%
<b>Top 4 reasons for prolonged degree completion (multiple response question):</b>		
Personal or family reasons	- 0%*	401 8%*
Financial reasons / work	- 0%*	468 9%*
Change of major/program/specialization	- 0%*	403 8%*
Involvement in co-op program extended completion time	- 0%*	451 9%*
Other reason(s)	9 100%*	3,253 65%*

\* Percent of total responses, among those who took longer than expected to complete degree



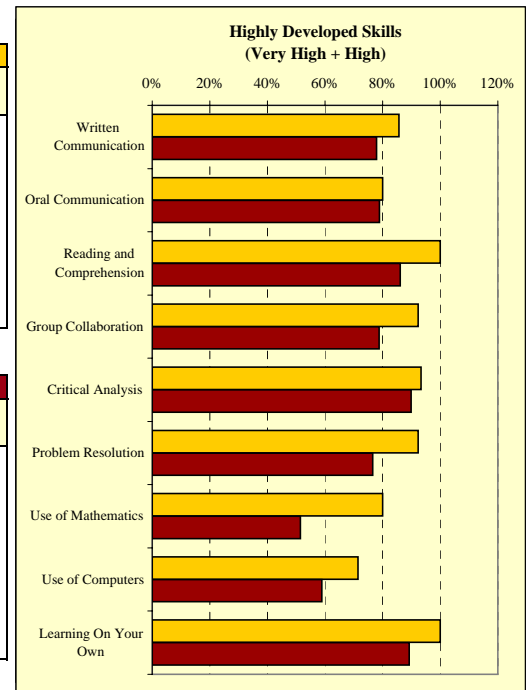
**SKILL DEVELOPMENT**

14a.

To what degree did program help you develop the following skills?	26.0102				# Resp.
	Very High	High	Low	Very Low	
	Written Communication	43%	43%	14%	
Oral Communication	33%	47%	13%	7%	15
Reading and Comprehension	36%	64%	0%	0%	14
Group Collaboration	46%	46%	8%	0%	13
Critical Analysis	47%	47%	7%	0%	15
Problem Resolution	46%	46%	8%	0%	13
Use of Mathematics Appropriate to Field	7%	73%	20%	0%	15
Use of Computers Appropriate to Field	43%	29%	29%	0%	14
Learning On Your Own	36%	64%	0%	0%	14

14b.

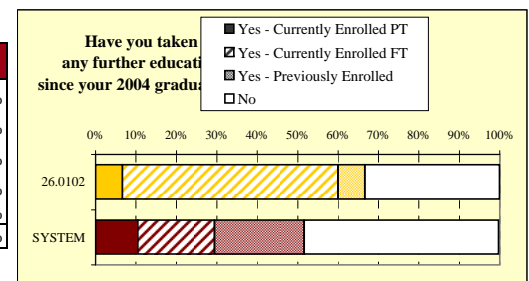
To what degree did program help you develop the following skills?	SYSTEM				# Resp.
	Very High	High	Low	Very Low	
	Written Communication	24%	54%	19%	
Oral Communication	23%	56%	19%	2%	7,662
Reading and Comprehension	31%	55%	12%	2%	7,627
Group Collaboration	32%	46%	18%	3%	7,670
Critical Analysis	41%	49%	9%	1%	7,885
Problem Resolution	21%	55%	21%	2%	7,577
Use of Mathematics Appropriate to Field	17%	35%	35%	14%	5,873
Use of Computers Appropriate to Field	20%	39%	31%	10%	6,615
Learning On Your Own	38%	52%	9%	2%	7,713



**FURTHER EDUCATION**

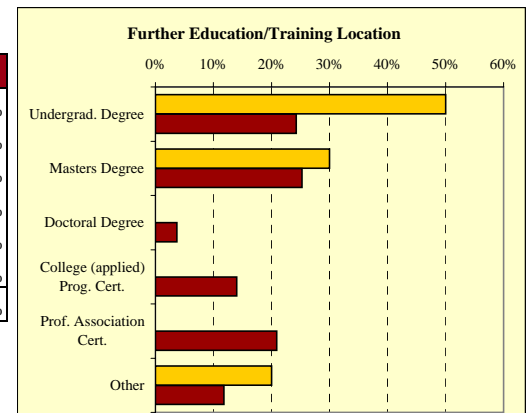
15.

Took further education since 2004 graduation	26.0102	SYSTEM
Yes:	10	4,158
Not currently enrolled	1	1,779
Currently enrolled full-time	8	1,520
Currently enrolled part-time	1	838
No	5	3,851
Total	15	8,009



16.

Type of Formal Post-Secondary Education	26.0102	SYSTEM
Undergraduate Degree	5	995
Masters Degree	3	1,036
Doctoral Degree	-	152
College (applied) Program Certification	-	575
Professional Association Certification	-	858
Other	2	485
Total Respondents	10	4,101



Detailed Summary of Survey Results

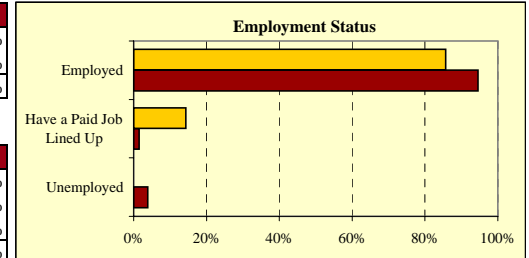
All Institutions

6 Digit CIP: 26.0102: Biomedical Sciences, General.

■ SYSTEM  
■ 26.0102

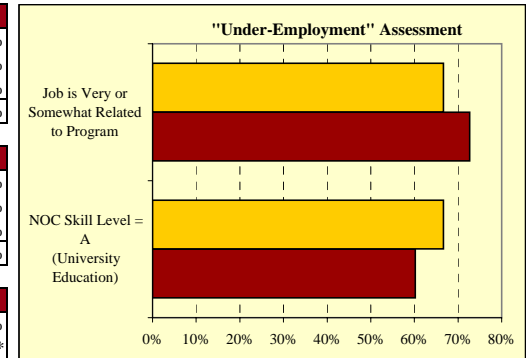
EMPLOYMENT

17. Labour Force Status:	26.0102	SYSTEM
In Labour Force (working or seeking work)	7 47%	7,092 89%
Not in Labour Force	8 53%	905 11%
Grand Total	15 100%	7,997 100%



18. Employment Status of those IN Labour Force:	26.0102	SYSTEM
Employed	6 86%	6,707 95%
Have a Paid Job Lined Up	1 14%	109 2%
Unemployed	- 0%	276 4%
Total Labour Force	7 100%	7,092 100%

19. Status of Graduates NOT in Labour Force:	26.0102	SYSTEM
Attending School FT	7 88%	677 75%
Attending School PT	1 13%	32 4%
Other	- 0%	196 22%
Total NOT in Labour Force	8 100%	905 100%

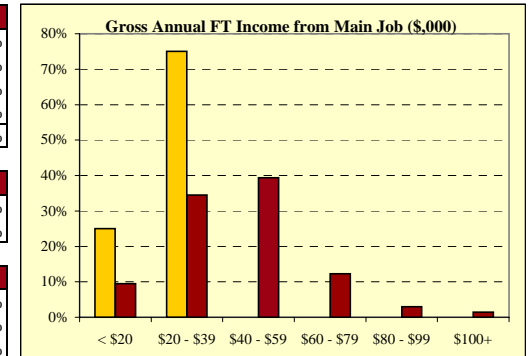


20. Employment Type:	26.0102	SYSTEM
Paid worker	4 67%	6,048 90%
Self-employed	1 17%	356 5%
Both a paid worker and self-employed	1 17%	300 4%
Total Employed	6 100%	6,707 100%

21. Job Characteristics:	26.0102	SYSTEM
I hold more than one job	3 50%*	1,333 20%
My main job is full-time (>= 30 hours per week)	4 67%**	5,464 84%*

\* of total employed      \*\* of those who provided data on hours/week worked

22. How related is your main job to your program?:	26.0102	SYSTEM
Very Related	2 33%	3,006 45%
Somewhat Related	2 33%	1,865 28%
Not Very Related	- 0%	810 12%
Not At All Related	2 33%	1,020 15%
Total	6 100%	6,701 100%



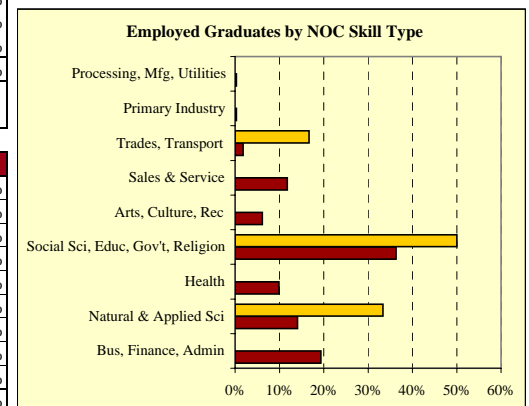
23. "Under-employment" Assessment:	26.0102	SYSTEM
Job is very or somewhat related to program	4 67%	4,871 73%
NOC Skill Level = A (University Education)	4 67%	3,972 60%

\* of total valid responses

24. Gross Annual Income from Main Job:*	26.0102	SYSTEM
Less than \$20,000	1 25%	552 9%
\$20,000 to \$39,999	3 75%	2,009 35%
\$40,000 to \$59,999	- 0%	2,290 39%
\$60,000 to \$79,999	- 0%	714 12%
\$80,000 to \$99,999	- 0%	171 3%
\$100,000 and Above	- 0%	85 1%
Total	4 100%	5,821 100%
Median Annual Income (full-time)	\$29,000	\$43,000
Average Annual Income (full-time)	\$28,493	\$46,444

\* where data provided

25. NOC Skill Type of Main Job:	26.0102	SYSTEM
Business, Finance and Administration	- 0%	1,274 19%
Natural and Applied Sciences and Related	2 33%	927 14%
Health	- 0%	650 10%
Social Sciences, Educ., Gov't Services, Religion	3 50%	2,389 36%
Arts, Culture, Recreation and Sport	- 0%	404 6%
Sales and Service	- 0%	772 12%
Trades, Transport and Eqp. Operators and Related	1 17%	117 2%
Unique to the Primary Industry	- 0%	21 0%
Unique to Processing, Manufacturing and Utilities	- 0%	18 0%
Total	6 100%	6,572 100%



Detailed Summary of Survey Results

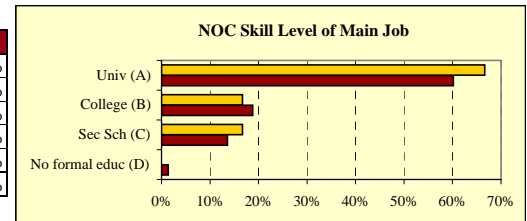
All Institutions

6 Digit CIP: 26.0102: Biomedical Sciences, General.

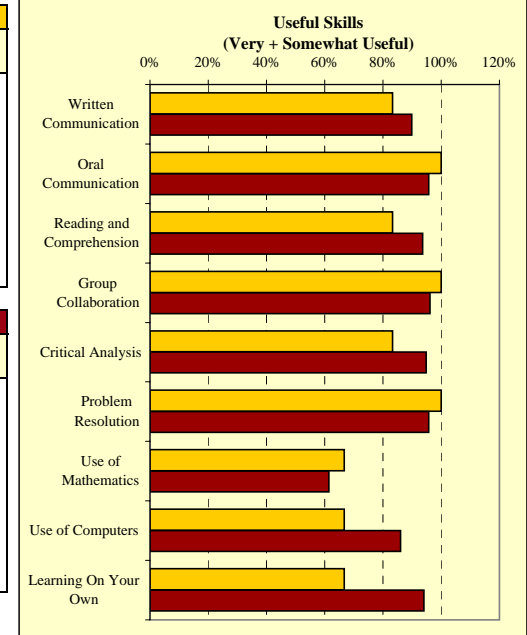
SYSTEM  
26.0102

EMPLOYMENT, continued

26. NOC Skill Level of Main Job:	26.0102	SYSTEM
A. University education	4 67%	3,972 60%
B. College education/trade apprenticeship	1 17%	1,240 19%
C. Secondary school + job-specific training	1 17%	899 14%
D. No formal education	- 0%	92 1%
No skill level assigned (management)	- 0%	397 6%
Total	6 100%	6,600 100%



27a. How useful are the following skills and abilities in doing your main job?	26.0102					#
	Very Useful	Somewhat Useful	Not Very Useful	Not at all Useful	Resp.	
Written Communication	33%	50%	17%	0%	6	
Oral Communication	83%	17%	0%	0%	6	
Reading and Comprehension	67%	17%	0%	7%	6	
Group Collaboration	83%	17%	0%	0%	6	
Critical Analysis	50%	33%	17%	0%	6	
Problem Resolution	50%	50%	0%	0%	6	
Use of Mathematics Appropriate to Field	0%	67%	0%	33%	6	
Use of Computers Appropriate to Field	50%	17%	0%	33%	6	
Learning On Your Own	67%	0%	17%	17%	6	



27b. How useful are the following skills and abilities in doing your main job?	SYSTEM					#
	Very Useful	Somewhat Useful	Not Very Useful	Not at all Useful	Resp.	
Written Communication	67%	23%	6%	4%	6,696	
Oral Communication	77%	19%	3%	1%	6,696	
Reading and Comprehension	70%	23%	4%	2%	6,696	
Group Collaboration	79%	17%	3%	1%	6,699	
Critical Analysis	74%	20%	3%	2%	6,698	
Problem Resolution	75%	20%	3%	1%	6,693	
Use of Mathematics Appropriate to Field	25%	36%	22%	17%	6,675	
Use of Computers Appropriate to Field	56%	30%	8%	6%	6,688	
Learning On Your Own	68%	26%	4%	2%	6,690	

28a. Top 10 Full-time Occupations of 26.0102 Graduates:	26.0102
NOC Skill Level Description	% Employed FT in this Occ.**
* * * * *	
* * * * *	
* * * * *	
* * * * *	
* * * * *	
* * * * *	
* * * * *	
* * * * *	
* * * * *	
* * * * *	

\*data not displayed where n < 2 \*\*percentages cited are of those for whom occupational data was provided, full-time and part-time

28b. Top 10 Full-time Occupations of Graduates from All Institutions:	SYSTEM	
NOC Skill Level Description	% Employed FT in this Occ.**	Median FT Salary
4141 A Secondary School Teachers	8%	\$42,000
4142 A Elem & Kindergarten Teacher	7%	\$40,000
3152 A Registered Nurses	5%	\$56,330
1111 A Financial Auditors & Acnts	3%	\$42,500
2174 A Computer Programmers/Interactive Media Developers	2%	\$50,000
5124 A Occhs in Public Relations & Comm	2%	\$42,000
4112 A Lawyers & Quebec Notaries	2%	\$70,000
1232 B Loan Officers	1%	\$40,000
2173 A Software Engineers	1%	\$56,000
4152 A Social Workers	1%	\$48,000

\*data not displayed where n < 2 \*\*percentages cited are of those for whom occupational data was provided, full-time and part-time

Detailed Summary of Survey Results

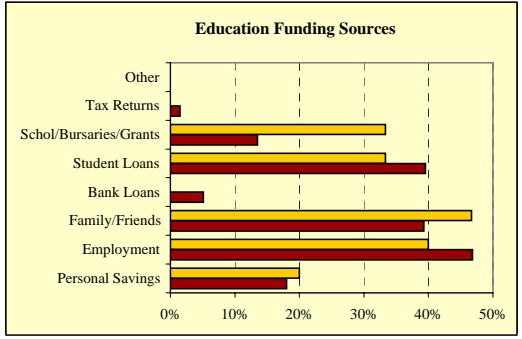
All Institutions

6 Digit CIP: 26.0102: Biomedical Sciences, General.

SYSTEM  
26.0102

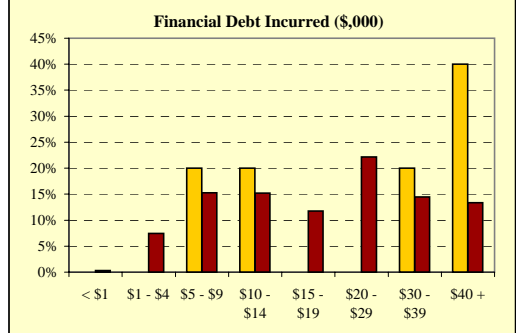
EDUCATION FINANCING

29. Education Funding Sources (2 sources per respondent):	26.0102	SYSTEM
Personal Savings	3 20%*	1,444 18%*
Employment	6 40%*	3,752 47%*
Family/Friends	7 47%*	3,146 39%*
Bank Loans	- 0%*	409 5%*
Student Loans	5 33%*	3,168 40%*
Scholarships/Bursaries/Grants	5 33%*	1,082 14%*
Tax Returns	- 0%*	120 1%*
Other	- 0%*	- 0%*
Total Respondents	15	8,009

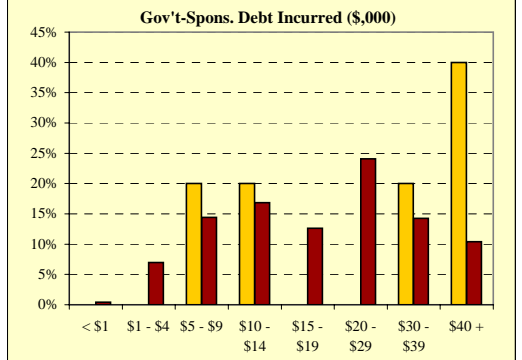


30. Financial Debt Incurred to Finance Univ. Education:	26.0102	SYSTEM
Incurred any form of financial debt	5 33%*	3,818 48%
Incurred government-sponsored student loan debt	5 33%*	3,190 40%

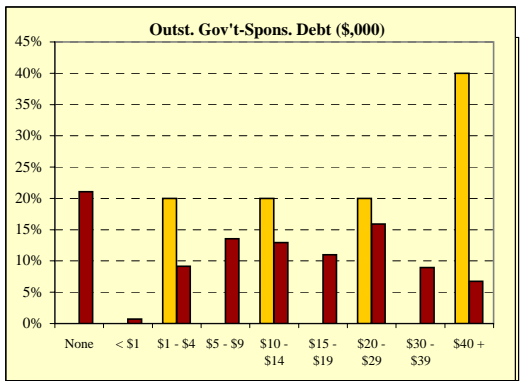
31. Financial Debt Amount:*	26.0102	SYSTEM
< \$1,000	- 0%	12 0%
\$1,000 to \$4,999	- 0%	284 7%
\$5,000 to \$9,999	1 20%	582 15%
\$10,000 to \$14,999	1 20%	581 15%
\$15,000 to \$19,999	- 0%	449 12%
\$20,000 to \$29,999	- 0%	847 22%
\$30,000 to \$39,999	1 20%	552 14%
\$40,000 or More	2 40%	511 13%
Total	5 100%	3,818 100%
Median Financial Debt	\$37,000	\$20,000



32. Government-Sponsored Student Loan Debt Amount:*	26.0102	SYSTEM
< \$1,000	- 0%	14 0%
\$1,000 to \$4,999	- 0%	222 7%
\$5,000 to \$9,999	1 20%	460 14%
\$10,000 to \$14,999	1 20%	537 17%
\$15,000 to \$19,999	- 0%	402 13%
\$20,000 to \$29,999	- 0%	768 24%
\$30,000 to \$39,999	1 20%	455 14%
\$40,000 or More	2 40%	332 10%
Total	5 100%	3,190 100%
Median Gov't-Sponsored Student Loan Debt	\$35,000	\$18,000



33. Outstanding Gov't-Sponsored Loan Debt Amount:*	26.0102	SYSTEM
None - Loan repaid in full	- 0%	644 21%
< \$1,000	- 0%	22 1%
\$1,000 to \$4,999	1 20%	280 9%
\$5,000 to \$9,999	- 0%	414 14%
\$10,000 to \$14,999	1 20%	395 13%
\$15,000 to \$19,999	- 0%	336 11%
\$20,000 to \$29,999	1 20%	487 16%
\$30,000 to \$39,999	- 0%	273 9%
\$40,000 or More	2 40%	207 7%
Total	5 100%	3,058 100%
Median Gov't-Sponsored Loan Debt Outstanding	\$23,000	\$11,000



Detailed Summary of Survey Results

All Institutions

6 Digit CIP: 26.0102: Biomedical Sciences, General.

■ SYSTEM  
■ 26.0102

SPECIAL SECTION ON INTERNATIONAL EDUCATION

42. In your employment since graduation, how important has it been for you to understand the following international skills/issues?

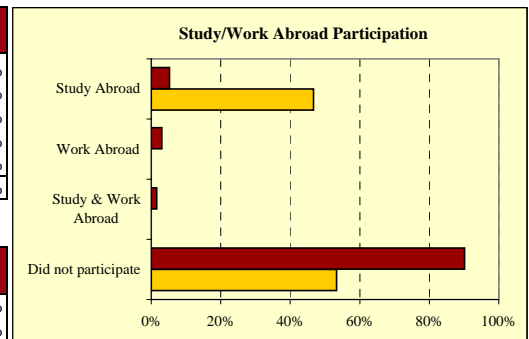
International Skill	26.0102						SYSTEM					
	Very Important	Important	Not Very Important	Not at all Important	Not Applicable	Total Resp.	Very Important	Important	Not Very Important	Not at all Important	Not Applicable	Total Resp.
Speak a second language	7%	13%	33%	47%	0%	15	20%	22%	28%	28%	2%	7966
International Business Practices	7%	20%	33%	40%	0%	15	13%	27%	32%	28%	0%	7817
Global Issues	33%	20%	27%	20%	0%	15	26%	38%	22%	14%	0%	7835
Interconnections between local and global issues	27%	33%	27%	13%	0%	15	29%	41%	18%	12%	0%	7835
Knowledge and traditions of other countries and cultures	20%	27%	27%	27%	0%	15	40%	35%	16%	10%	0%	7840

43. How helpful was the institution in preparing you with the following international skills?

International Skill	26.0102						SYSTEM					
	Very Helpful	Helpful	Not Very Helpful	Not at all Helpful	Not Applicable	Total Resp.	Very Helpful	Helpful	Not Very Helpful	Not at all Helpful	Not Applicable	Total Resp.
Speak a second language	0%	0%	7%	7%	87%	15	5%	12%	18%	18%	48%	7985
International Business Practices	7%	0%	33%	60%	0%	15	6%	23%	34%	37%	0%	7838
Global Issues	20%	53%	20%	7%	0%	15	20%	47%	20%	13%	0%	7946
Interconnections between local and global issues	43%	29%	21%	7%	0%	14	19%	47%	22%	12%	0%	7930
Knowledge and traditions of other countries and cultures	7%	57%	36%	0%	0%	14	20%	46%	22%	11%	0%	7942

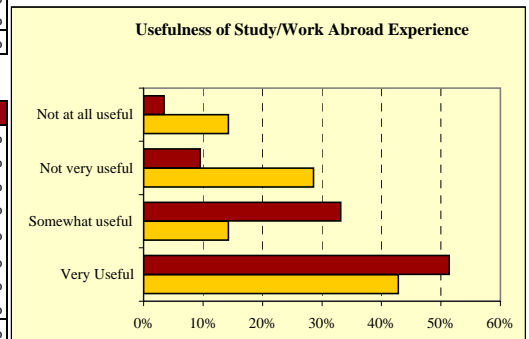
44. Did you study or work abroad during your program?

	26.0102	SYSTEM
Yes:		
Study Abroad	7	47%
Work Abroad	7	47%
Study and work abroad	-	0%
No	8	53%
Total	15	100%



45. Usefulness of study or work abroad experiences to current job:\*

	26.0102	SYSTEM
Very Useful	3	43%
Somewhat useful	1	14%
Not very useful	2	29%
Not at all useful	1	14%
Total	7	100%



46. Reasons why you did not study or work abroad:

	26.0102	SYSTEM
Not aware these opportunities exist	2	25%
Financial reasons	3	38%
Extended degree completion time	-	0%
Personal reasons (i.e. employment, family)	1	13%
No opportunities/Limited opportunities	-	0%
Not interested/ relevant/ required/ attractive	2	25%
Conflicts with schooling (course load too heavy)	-	0%
Other	-	0%
Total	8	100%