

B.C. University Student Outcomes 2006 Survey of 2004 Baccalaureate Graduates

Detailed Summary of Survey Results

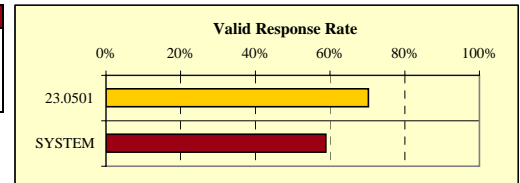
All Institutions

6 Digit CIP: 23.0501: English Creative Writing

SYSTEM
23.0501

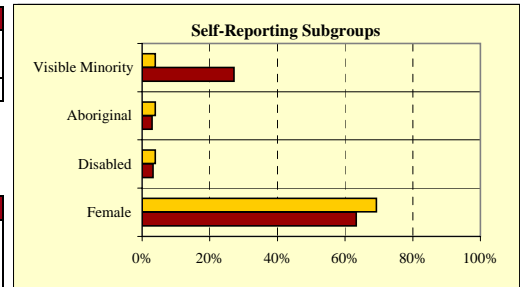
RESPONSE RATE

1. Survey Response Rate:	23.0501	SYSTEM
2004 Baccalaureate Graduates Survey Cohort	44	15,605
Net Frame	37	13,595
Survey Respondents and Valid Response Rate	26	8,009
	70%	59%



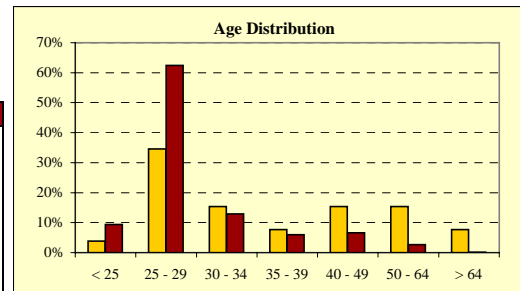
DEMOGRAPHIC INFORMATION

2. Gender:	23.0501	SYSTEM
Male	8	2,941
Female	18	5,067
Total	26	8,008
	100%	100%

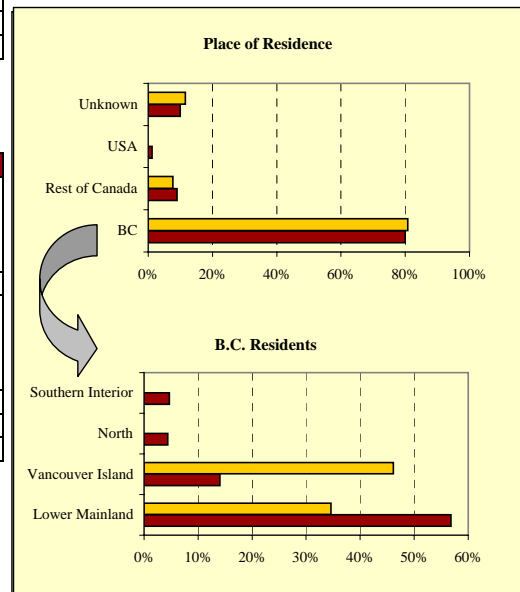


3. Self-Reporting Subgroups:	23.0501	SYSTEM
Disabled	1	260
Aboriginal	1	232
Visible Minority	1	2,172
	4%	3%
	4%	3%
	4%	27%

4. Age (at time of survey):	23.0501	SYSTEM
< 25	1	748
25 to 29	9	4,997
30 to 34	4	1,036
35 to 39	2	478
40 to 49	4	528
50 to 64	4	213
> 64	2	9
Unknown	-	-
Total	26	8,009
Mean Age:	35.0	29.0



5. Place of Residence (at time of survey):	23.0501	SYSTEM
BC - Lower Mainland	9	4,549
BC - Vancouver Island	12	1,124
BC - North	-	353
BC - Southern Interior	-	376
BC Subtotal	21	6,402
Canada - Alberta	1	310
Canada - Ontario	-	240
Canada - Other	1	164
U.S.A.	-	94
Non-BC Subtotal	2	808
Unknown	3	799
Total	26	8,009



Detailed Summary of Survey Results

All Institutions

6 Digit CIP: 23.0501: English Creative Writing

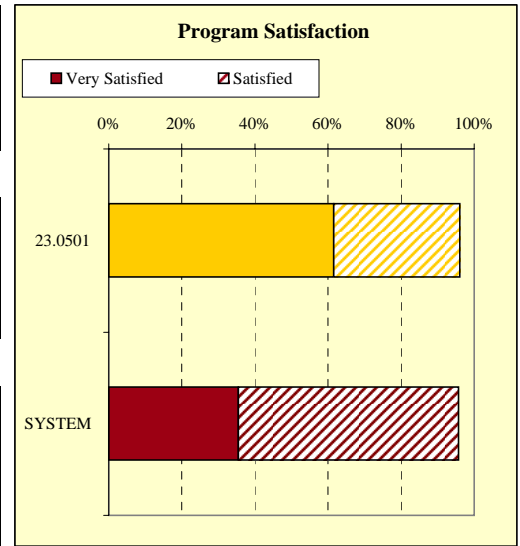
■ SYSTEM
■ 23.0501

EDUCATION EVALUATION AND SKILL DEVELOPMENT

6. Usefulness of Knowledge, Skills, and Abilities Acquired during Program in Work:	23.0501	SYSTEM
Very Useful	6 32%	2,934 44%
Somewhat Useful	11 58%	2,942 44%
Not Very Useful	- 0%	565 8%
Not at All Useful	2 11%	247 4%

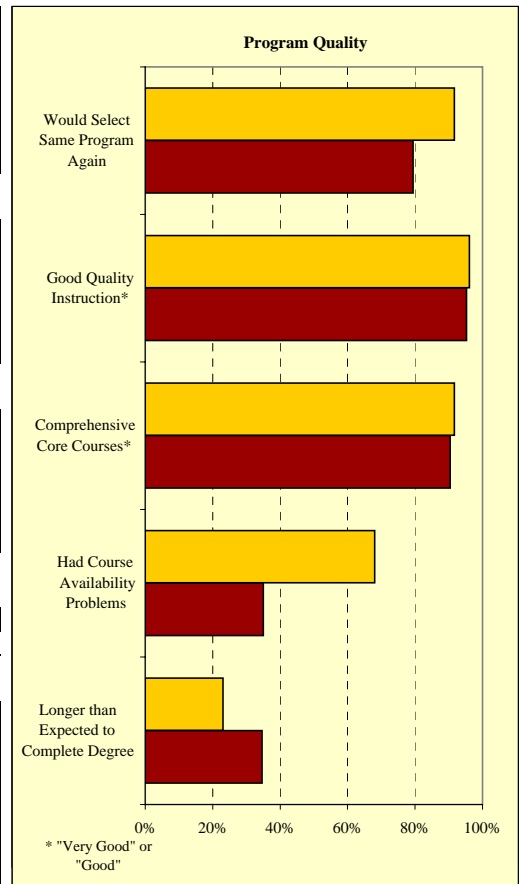
7. Usefulness of Knowledge, Skills, and Abilities Acquired during Program in Day-to-day Life:	23.0501	SYSTEM
Very Useful	9 47%	2,013 30%
Somewhat Useful	9 47%	3,611 54%
Not Very Useful	- 0%	890 13%
Not at All Useful	1 5%	179 3%

8. Program Satisfaction:	23.0501	SYSTEM
Very Satisfied	16 62%	2,832 35%
Satisfied	9 35%	4,816 60%
Dissatisfied	1 4%	288 4%
Very Dissatisfied	- 0%	51 1%
Total	26 100%	7,987 100%



9. Would you select the same program again?	23.0501	SYSTEM
Yes	22 92%	6,053 79%
No, because . . . (multiple response question)	2	1,565
. . . interests have changed	1 14%*	468 17%*
. . . courses were not practical	1 14%*	597 22%*
. . . little or no career opportunities	1 14%*	505 18%*
. . . other	4 57%*	1,197 43%*

* Percent of total responses, among those who would not take program again



* "Very Good" or "Good"

10. Quality of Instruction:	23.0501	SYSTEM
Very Good	17 65%	2,490 31%
Good	8 31%	5,096 64%
Poor	1 4%	348 4%
Very Poor	- 0%	28 0%
Total	26 100%	7,962 100%

11. Comprehensiveness of Core Courses:	23.0501	SYSTEM
Very Good	10 42%	2,045 26%
Good	12 50%	5,069 64%
Poor	2 8%	704 9%
Very Poor	- 0%	53 1%
Total	24 100%	7,871 100%

12. Course Availability:	23.0501	SYSTEM
Encountered course availability problems	17 68%	2,753 35%

13. Degree Completion:	23.0501	SYSTEM
Took longer than expected to complete degree	6 23%	2,770 35%
Top 4 reasons for prolonged degree completion (multiple response question):		
Personal or family reasons	1 7%*	401 8%*
Financial reasons / work	3 20%*	468 9%*
Change of major/program/specialization	- 0%*	403 8%*
Involvement in co-op program extended completion time	1 7%*	451 9%*
Other reason(s)	10 67%*	3,253 65%*

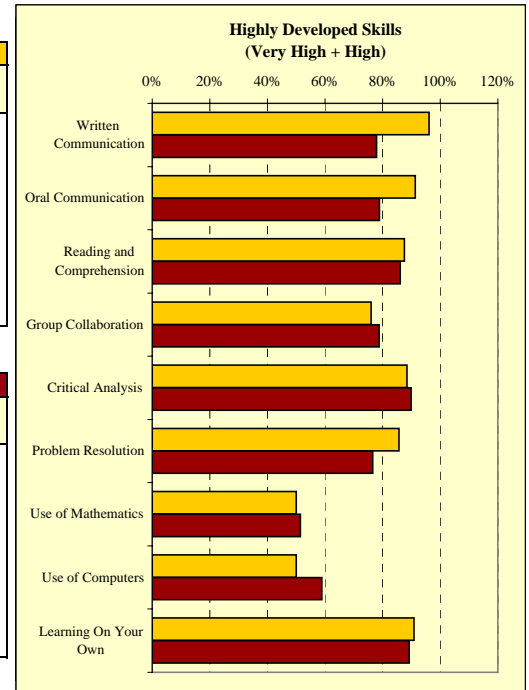
* Percent of total responses, among those who took longer than expected to complete degree

Detailed Summary of Survey Results
All Institutions
6 Digit CIP: 23.0501: English Creative Writing

■ SYSTEM
 ■ 23.0501

SKILL DEVELOPMENT

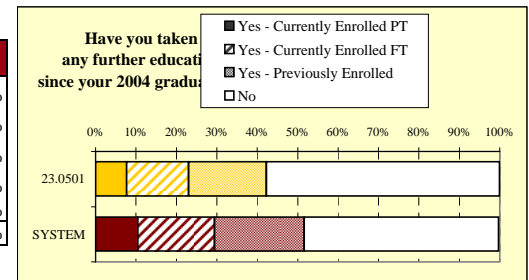
14a. To what degree did program help you develop the following skills?	23.0501					# Resp.
	Very High	High	Low	Very Low		
	Written Communication	62%	35%	4%	0%	
Oral Communication	52%	39%	9%	0%	23	
Reading and Comprehension	54%	33%	13%	0%	24	
Group Collaboration	32%	44%	24%	0%	25	
Critical Analysis	42%	46%	12%	0%	26	
Problem Resolution	33%	52%	14%	0%	21	
Use of Mathematics Appropriate to Field	17%	33%	33%	17%	6	
Use of Computers Appropriate to Field	29%	21%	43%	7%	14	
Learning On Your Own	36%	55%	5%	5%	22	



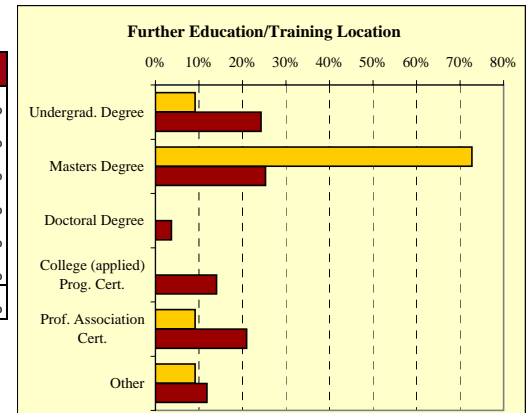
14b. To what degree did program help you develop the following skills?	SYSTEM					# Resp.
	Very High	High	Low	Very Low		
	Written Communication	24%	54%	19%	3%	
Oral Communication	23%	56%	19%	2%	7,662	
Reading and Comprehension	31%	55%	12%	2%	7,627	
Group Collaboration	32%	46%	18%	3%	7,670	
Critical Analysis	41%	49%	9%	1%	7,885	
Problem Resolution	21%	55%	21%	2%	7,577	
Use of Mathematics Appropriate to Field	17%	35%	35%	14%	5,873	
Use of Computers Appropriate to Field	20%	39%	31%	10%	6,615	
Learning On Your Own	38%	52%	9%	2%	7,713	

FURTHER EDUCATION

15. Took further education since 2004 graduation	23.0501	SYSTEM		
Yes:				
Not currently enrolled	11	42%	4,158	52%
Currently enrolled full-time	5	19%	1,779	22%
Currently enrolled part-time	4	15%	1,520	19%
No	15	58%	3,851	48%
Total	26	100%	8,009	100%



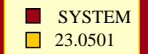
16. Type of Formal Post-Secondary Education	23.0501	SYSTEM		
Undergraduate Degree	1	9%	995	24%
Masters Degree	8	73%	1,036	25%
Doctoral Degree	-	0%	152	4%
College (applied) Program Certification	-	0%	575	14%
Professional Association Certification	1	9%	858	21%
Other	1	9%	485	12%
Total Respondents	11	100%	4,101	100%



Detailed Summary of Survey Results

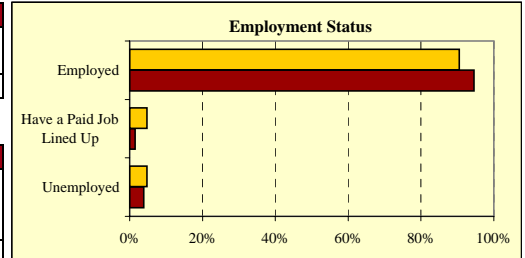
All Institutions

6 Digit CIP: 23.0501: English Creative Writing



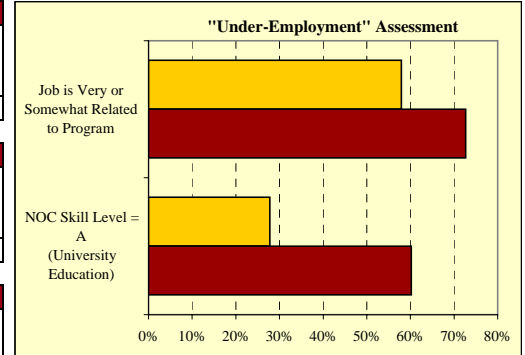
EMPLOYMENT

17. Labour Force Status:	23.0501	SYSTEM
In Labour Force (working or seeking work)	21 81%	7,092 89%
Not in Labour Force	5 19%	905 11%
Grand Total	26 100%	7,997 100%



18. Employment Status of those IN Labour Force:	23.0501	SYSTEM
Employed	19 90%	6,707 95%
Have a Paid Job Lined Up	1 5%	109 2%
Unemployed	1 5%	276 4%
Total Labour Force	21 100%	7,092 100%

19. Status of Graduates NOT in Labour Force:	23.0501	SYSTEM
Attending School FT	2 40%	677 75%
Attending School PT	1 20%	32 4%
Other	2 40%	196 22%
Total NOT in Labour Force	5 100%	905 100%

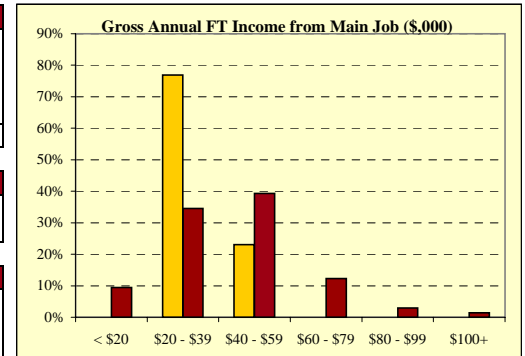


20. Employment Type:	23.0501	SYSTEM
Paid worker	13 68%	6,048 90%
Self-employed	3 16%	356 5%
Both a paid worker and self-employed	3 16%	300 4%
Total Employed	19 100%	6,707 100%

21. Job Characteristics:	23.0501	SYSTEM
I hold more than one job	7 37%*	1,333 20%
My main job is full-time (>= 30 hours per week)	15 79%**	5,464 84%*

* of total employed ** of those who provided data on hours/week worked

22. How related is your main job to your program?:	23.0501	SYSTEM
Very Related	4 21%	3,006 45%
Somewhat Related	7 37%	1,865 28%
Not Very Related	4 21%	810 12%
Not At All Related	4 21%	1,020 15%
Total	19 100%	6,701 100%



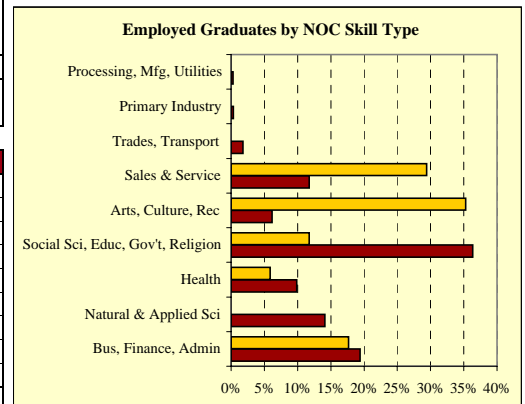
23. "Under-employment" Assessment:	23.0501	SYSTEM
Job is very or somewhat related to program	11 58%	4,871 73%
NOC Skill Level = A (University Education)	5 28%	3,972 60%

* of total valid responses

24. Gross Annual Income from Main Job:*	23.0501	SYSTEM
Less than \$20,000	- 0%	552 9%
\$20,000 to \$39,999	10 77%	2,009 35%
\$40,000 to \$59,999	3 23%	2,290 39%
\$60,000 to \$79,999	- 0%	714 12%
\$80,000 to \$99,999	- 0%	171 3%
\$100,000 and Above	- 0%	85 1%
Total	13 100%	5,821 100%
Median Annual Income (full-time)	\$33,500	\$43,000
Average Annual Income (full-time)	\$36,000	\$46,444

* where data provided

25. NOC Skill Type of Main Job:	23.0501	SYSTEM
Business, Finance and Administration	3 18%	1,274 19%
Natural and Applied Sciences and Related	- 0%	927 14%
Health	1 6%	650 10%
Social Sciences, Educ., Gov't Services, Religion	2 12%	2,389 36%
Arts, Culture, Recreation and Sport	6 35%	404 6%
Sales and Service	5 29%	772 12%
Trades, Transport and Equip. Operators and Related	- 0%	117 2%
Unique to the Primary Industry	- 0%	21 0%
Unique to Processing, Manufacturing and Utilities	- 0%	18 0%
Total	17 100%	6,572 100%



Detailed Summary of Survey Results

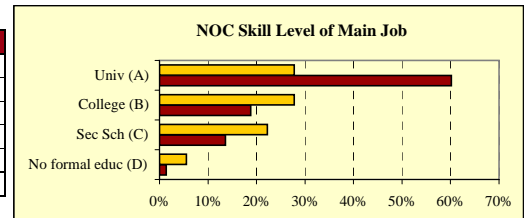
All Institutions

6 Digit CIP: 23.0501: English Creative Writing

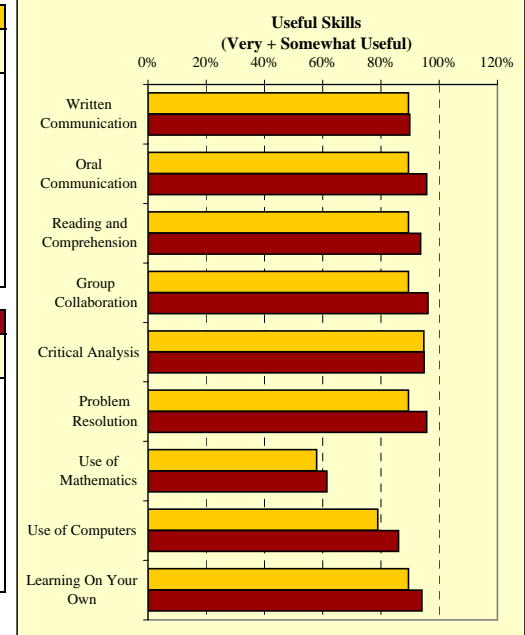
SYSTEM
23.0501

EMPLOYMENT, continued

26. NOC Skill Level of Main Job:	23.0501	SYSTEM
A. University education	5 28%	3,972 60%
B. College education/trade apprenticeship	5 28%	1,240 19%
C. Secondary school + job-specific training	4 22%	899 14%
D. No formal education	1 6%	92 1%
No skill level assigned (management)	3 17%	397 6%
Total	18 100%	6,600 100%



27a. How useful are the following skills and abilities in doing your main job?	23.0501					# Resp.
	Very Useful	Somewhat Useful	Not Very Useful	Not at all Useful		
Written Communication	79%	11%	5%	5%		19
Oral Communication	89%	0%	0%	11%		19
Reading and Comprehension	79%	11%	0%	8%		19
Group Collaboration	79%	11%	5%	5%		19
Critical Analysis	84%	11%	0%	5%		19
Problem Resolution	79%	11%	0%	11%		19
Use of Mathematics Appropriate to Field	11%	47%	16%	26%		19
Use of Computers Appropriate to Field	63%	16%	11%	11%		19
Learning On Your Own	74%	16%	0%	11%		19



27b. How useful are the following skills and abilities in doing your main job?	SYSTEM					# Resp.
	Very Useful	Somewhat Useful	Not Very Useful	Not at all Useful		
Written Communication	67%	23%	6%	4%		6,696
Oral Communication	77%	19%	3%	1%		6,696
Reading and Comprehension	70%	23%	4%	2%		6,696
Group Collaboration	79%	17%	3%	1%		6,699
Critical Analysis	74%	20%	3%	2%		6,698
Problem Resolution	75%	20%	3%	1%		6,693
Use of Mathematics Appropriate to Field	25%	36%	22%	17%		6,675
Use of Computers Appropriate to Field	56%	30%	8%	6%		6,688
Learning On Your Own	68%	26%	4%	2%		6,690

28a. Top 10 Full-time Occupations of 23.0501 Graduates:			23.0501
NOC	NOC Skill Level Description	% Employed FT in this Occ.**	Median FT Salary
5124	A Occs in Public Relations & Comm	11%	\$42,500
*			
*			
*			
*			
*			
*			
*			
*			

*data not displayed where n < 2

**percentages cited are of those for whom occupational data was provided, full-time and part-time

28b. Top 10 Full-time Occupations of Graduates from All Institutions:			SYSTEM
NOC	NOC Skill Level Description	% Employed FT in this Occ.**	Median FT Salary
4141	A Secondary School Teachers	8%	\$42,000
4142	A Elem & Kindergarten Teacher	7%	\$40,000
3152	A Registered Nurses	5%	\$56,330
1111	A Financial Auditors & Acnts	3%	\$42,500
2174	A Computer Programmers/Interactive Media Developers	2%	\$50,000
5124	A Occs in Public Relations & Comm	2%	\$42,000
4112	A Lawyers & Quebec Notaries	2%	\$70,000
1232	B Loan Officers	1%	\$40,000
2173	A Software Engineers	1%	\$56,000
4152	A Social Workers	1%	\$48,000

*data not displayed where n < 2

**percentages cited are of those for whom occupational data was provided, full-time and part-time

Detailed Summary of Survey Results

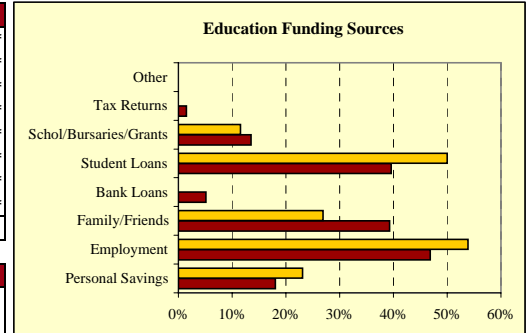
All Institutions

6 Digit CIP: 23.0501: English Creative Writing

SYSTEM
23.0501

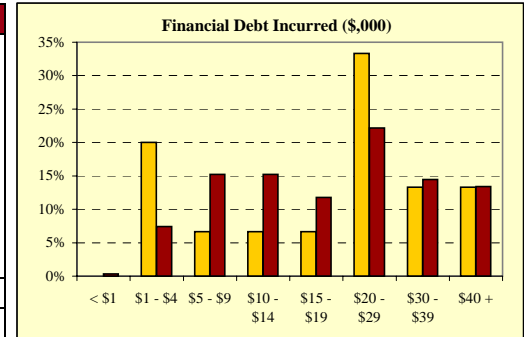
EDUCATION FINANCING

29. Education Funding Sources (2 sources per respondent):	23.0501	SYSTEM
Personal Savings	6 23%*	1,444 18%*
Employment	14 54%*	3,752 47%*
Family/Friends	7 27%*	3,146 39%*
Bank Loans	- 0%*	409 5%*
Student Loans	13 50%*	3,168 40%*
Scholarships/Bursaries/Grants	3 12%*	1,082 14%*
Tax Returns	- 0%*	120 1%*
Other	- 0%*	- 0%*
Total Respondents	26	8,009

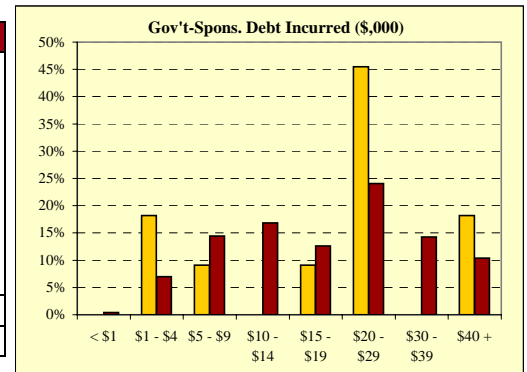


30. Financial Debt Incurred to Finance Univ. Education:	23.0501	SYSTEM
Incurred any form of financial debt	15 58%*	3,818 48%
Incurred government-sponsored student loan debt	11 42%*	3,190 40%

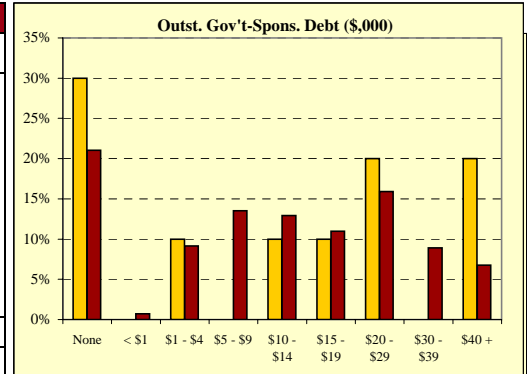
31. Financial Debt Amount:*	23.0501	SYSTEM
< \$1,000	- 0%	12 0%
\$1,000 to \$4,999	3 20%	284 7%
\$5,000 to \$9,999	1 7%	582 15%
\$10,000 to \$14,999	1 7%	581 15%
\$15,000 to \$19,999	1 7%	449 12%
\$20,000 to \$29,999	5 33%	847 22%
\$30,000 to \$39,999	2 13%	552 14%
\$40,000 or More	2 13%	511 13%
Total	15 100%	3,818 100%
Median Financial Debt	\$25,000	\$20,000



32. Government-Sponsored Student Loan Debt Amount:*	23.0501	SYSTEM
< \$1,000	- 0%	14 0%
\$1,000 to \$4,999	2 18%	222 7%
\$5,000 to \$9,999	1 9%	460 14%
\$10,000 to \$14,999	- 0%	537 17%
\$15,000 to \$19,999	1 9%	402 13%
\$20,000 to \$29,999	5 45%	768 24%
\$30,000 to \$39,999	- 0%	455 14%
\$40,000 or More	2 18%	332 10%
Total	11 100%	3,190 100%
Median Gov't-Sponsored Student Loan Debt	\$25,000	\$18,000



33. Outstanding Gov't-Sponsored Loan Debt Amount:*	23.0501	SYSTEM
None - Loan repaid in full	3 30%	644 21%
< \$1,000	- 0%	22 1%
\$1,000 to \$4,999	1 10%	280 9%
\$5,000 to \$9,999	- 0%	414 14%
\$10,000 to \$14,999	1 10%	395 13%
\$15,000 to \$19,999	1 10%	336 11%
\$20,000 to \$29,999	2 20%	487 16%
\$30,000 to \$39,999	- 0%	273 9%
\$40,000 or More	2 20%	207 7%
Total	10 100%	3,058 100%
Median Gov't-Sponsored Loan Debt Outstanding	\$14,000	\$11,000



* Percentage of respondents who identified this source

* Percentage of respondents who provided data

*includes only cases where financial debt was incurred

*includes only cases where government-sponsored debt was incurred

*includes only cases where government-sponsored debt was incurred, and valid "amount remaining" was provided

Detailed Summary of Survey Results

All Institutions

6 Digit CIP: 23.0501: English Creative Writing

SYSTEM
23.0501

SPECIAL SECTION ON INTERNATIONAL EDUCATION

42. In your employment since graduation, how important has it been for you to understand the following international skills/issues?

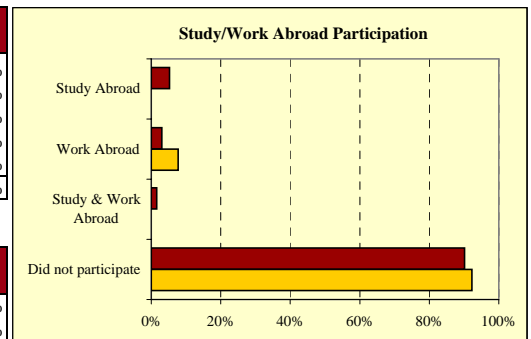
International Skill	23.0501						SYSTEM					
	Very Important	Important	Not Very Important	Not at all Important	Not Applicable	Total Resp.	Very Important	Important	Not Very Important	Not at all Important	Not Applicable	Total Resp.
Speak a second language	19%	23%	15%	38%	4%	26	20%	22%	28%	28%	2%	7966
International Business Practices	20%	28%	28%	24%	0%	25	13%	27%	32%	28%	0%	7817
Global Issues	48%	20%	16%	16%	0%	25	26%	38%	22%	14%	0%	7835
Interconnections between local and global issues	44%	32%	8%	16%	0%	25	29%	41%	18%	12%	0%	7835
Knowledge and traditions of other countries and cultures	52%	16%	16%	16%	0%	25	40%	35%	16%	10%	0%	7840

43. How helpful was the institution in preparing you with the following international skills?

International Skill	23.0501						SYSTEM					
	Very Helpful	Helpful	Not Very Helpful	Not at all Helpful	Not Applicable	Total Resp.	Very Helpful	Helpful	Not Very Helpful	Not at all Helpful	Not Applicable	Total Resp.
Speak a second language	12%	0%	24%	12%	52%	25	5%	12%	18%	18%	48%	7985
International Business Practices	8%	16%	28%	48%	0%	25	6%	23%	34%	37%	0%	7838
Global Issues	15%	54%	4%	27%	0%	26	20%	47%	20%	13%	0%	7946
Interconnections between local and global issues	23%	50%	4%	23%	0%	26	19%	47%	22%	12%	0%	7930
Knowledge and traditions of other countries and cultures	20%	48%	16%	16%	0%	25	20%	46%	22%	11%	0%	7942

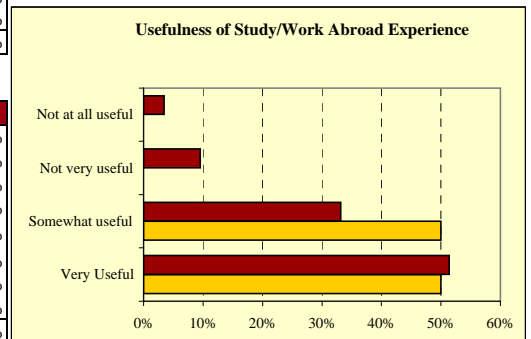
44. Did you study or work abroad during your program?

	23.0501	SYSTEM
Yes:		
Study Abroad	2	8%
Work Abroad	-	0%
Study and work abroad	2	8%
No	24	92%
Total	26	100%



45. Usefulness of study or work abroad experiences to current job:*

	23.0501	SYSTEM
Very Useful	1	50%
Somewhat useful	1	50%
Not very useful	-	0%
Not at all useful	-	0%
Total	2	100%



46. Reasons why you did not study or work abroad:

	23.0501	SYSTEM
Not aware these opportunities exist	3	13%
Financial reasons	2	9%
Extended degree completion time	-	0%
Personal reasons (i.e. employment, family)	7	30%
No opportunities/Limited opportunities	3	13%
Not interested/ relevant/ required/ attractive	6	26%
Conflicts with schooling (course load too heavy)	2	9%
Other	-	0%
Total	23	100%