

# B.C. University Student Outcomes 2006 Survey of 2004 Baccalaureate Graduates

Detailed Summary of Survey Results

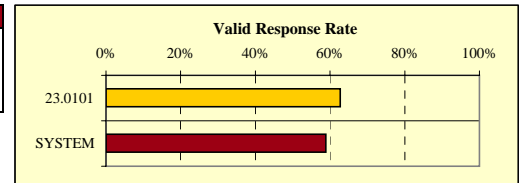
All Institutions

6 Digit CIP: 23.0101: English Language & Literature, General

SYSTEM  
23.0101

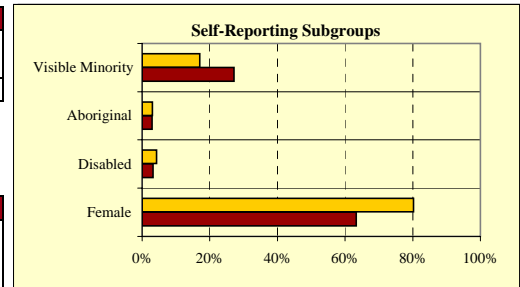
## RESPONSE RATE

1. Survey Response Rate:	23.0101	SYSTEM
2004 Baccalaureate Graduates Survey Cohort	736	15,605
Net Frame	636	13,595
Survey Respondents and Valid Response Rate	399 63%	8,009 59%



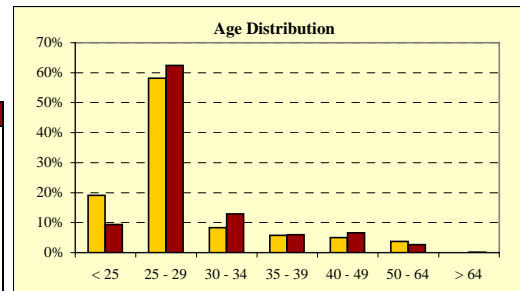
## DEMOGRAPHIC INFORMATION

2. Gender:	23.0101	SYSTEM
Male	79 20%	2,941 37%
Female	320 80%	5,067 63%
Total	399 100%	8,008 100%

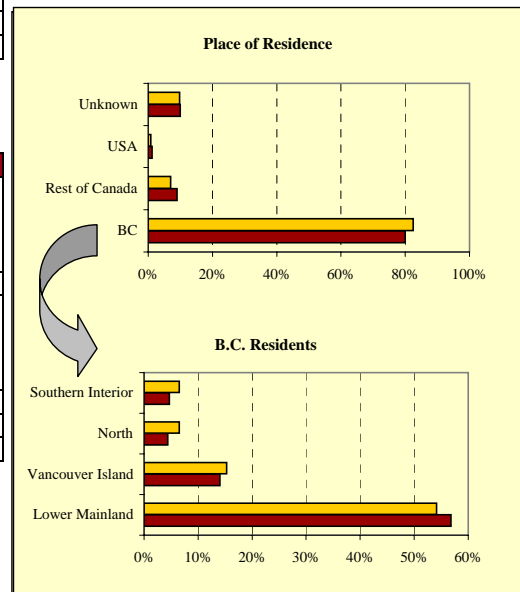


3. Self-Reporting Subgroups:	23.0101	SYSTEM
Disabled	17 4%	260 3%
Aboriginal	12 3%	232 3%
Visible Minority	68 17%	2,172 27%

4. Age (at time of survey):	23.0101	SYSTEM
< 25	76 19%	748 9%
25 to 29	232 58%	4,997 62%
30 to 34	33 8%	1,036 13%
35 to 39	23 6%	478 6%
40 to 49	20 5%	528 7%
50 to 64	15 4%	213 3%
> 64	- 0%	9 0%
Unknown	- 0%	- 0%
Total	399 100%	8,009 100%
Mean Age:	28.4	29.0



5. Place of Residence (at time of survey):	23.0101	SYSTEM
BC - Lower Mainland	216 54%	4,549 57%
BC - Vancouver Island	61 15%	1,124 14%
BC - North	26 7%	353 4%
BC - Southern Interior	26 7%	376 5%
BC Subtotal	329 82%	6,402 80%
Canada - Alberta	12 3%	310 4%
Canada - Ontario	8 2%	240 3%
Canada - Other	8 2%	164 2%
U.S.A.	3 1%	94 1%
Non-BC Subtotal	31 8%	808 10%
Unknown	39 10%	799 10%
Total	399 100%	8,009 100%



Detailed Summary of Survey Results

All Institutions

6 Digit CIP: 23.0101: English Language & Literature, General

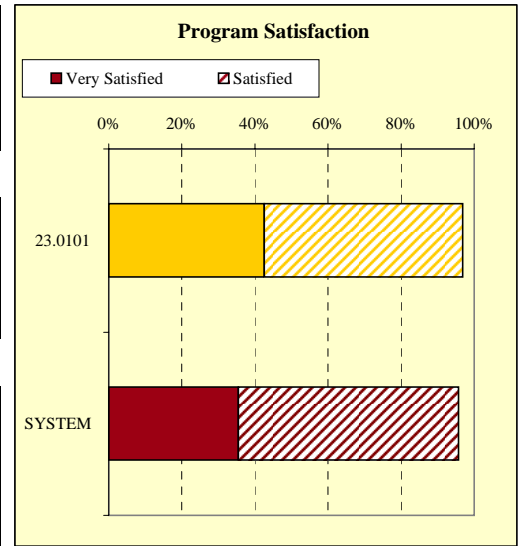
■ SYSTEM  
■ 23.0101

EDUCATION EVALUATION AND SKILL DEVELOPMENT

6. Usefulness of Knowledge, Skills, and Abilities Acquired during Program in Work:	23.0101	SYSTEM
Very Useful	123 39%	2,934 44%
Somewhat Useful	143 46%	2,942 44%
Not Very Useful	34 11%	565 8%
Not at All Useful	12 4%	247 4%

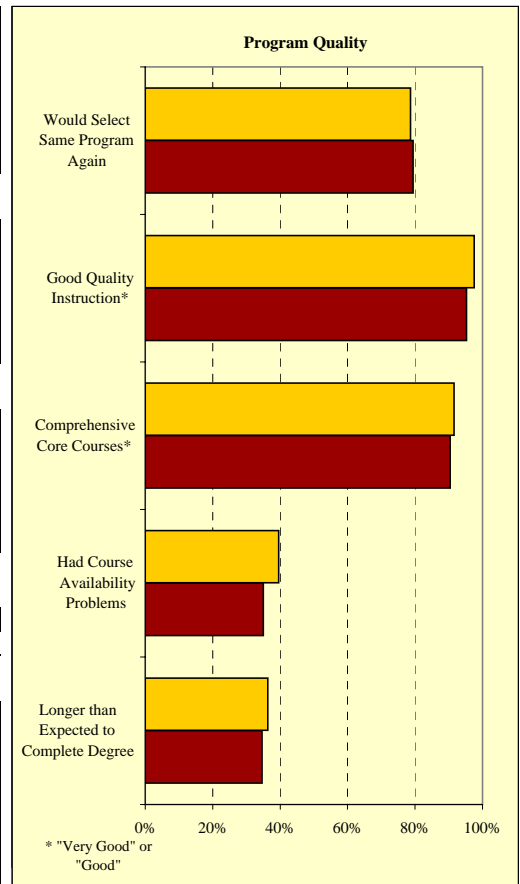
7. Usefulness of Knowledge, Skills, and Abilities Acquired during Program in Day-to-day Life:	23.0101	SYSTEM
Very Useful	120 38%	2,013 30%
Somewhat Useful	157 50%	3,611 54%
Not Very Useful	32 10%	890 13%
Not at All Useful	4 1%	179 3%

8. Program Satisfaction:	23.0101	SYSTEM
Very Satisfied	169 43%	2,832 35%
Satisfied	216 54%	4,816 60%
Dissatisfied	11 3%	288 4%
Very Dissatisfied	1 0%	51 1%
Total	397 100%	7987 100%



9. Would you select the same program again?	23.0101	SYSTEM
Yes	299 79%	6,053 79%
No, because . . . (multiple response question)	81	1,565
. . . interests have changed	33 21%*	468 17%*
. . . courses were not practical	27 17%*	597 22%*
. . . little or no career opportunities	34 22%*	505 18%*
. . . other	63 40%*	1,197 43%*

\* Percent of total responses, among those who would not take program again



\* "Very Good" or "Good"

10. Quality of Instruction:	23.0101	SYSTEM
Very Good	161 40%	2,490 31%
Good	227 57%	5,096 64%
Poor	9 2%	348 4%
Very Poor	1 0%	28 0%
Total	398 100%	7,962 100%

11. Comprehensiveness of Core Courses:	23.0101	SYSTEM
Very Good	107 27%	2,045 26%
Good	253 64%	5,069 64%
Poor	31 8%	704 9%
Very Poor	2 1%	53 1%
Total	393 100%	7,871 100%

12. Course Availability:	23.0101	SYSTEM
Encountered course availability problems	155 40%	2,753 35%

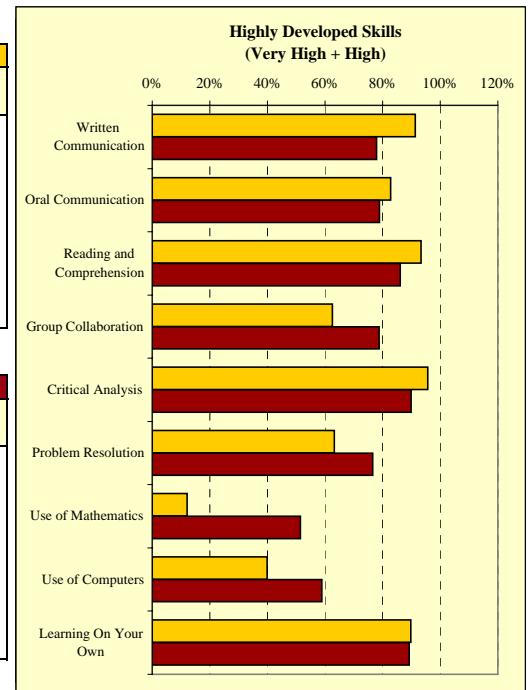
13. Degree Completion:	23.0101	SYSTEM
Took longer than expected to complete degree	145 36%	2,770 35%
<b>Top 4 reasons for prolonged degree completion (multiple response question):</b>		
Personal or family reasons	25 9%*	401 8%*
Financial reasons / work	41 15%*	468 9%*
Change of major/program/specialization	28 10%*	403 8%*
Involvement in co-op program extended completion time	8 3%*	451 9%*
Other reason(s)	169 62%*	3,253 65%*

\* Percent of total responses, among those who took longer than expected to complete degree

SKILL DEVELOPMENT

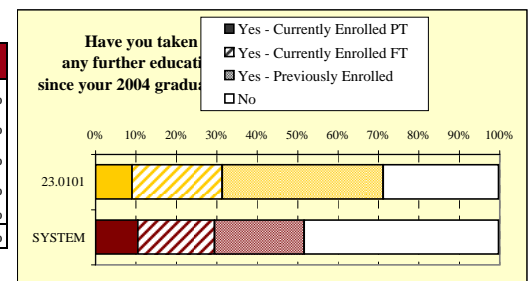
14a. To what degree did program help you develop the following skills?	23.0101					# Resp.
	Very High	High	Low	Very Low		
	Written Communication	44%	47%	9%	0%	
Oral Communication	29%	54%	16%	1%	395	
Reading and Comprehension	54%	39%	6%	1%	393	
Group Collaboration	15%	48%	31%	6%	377	
Critical Analysis	51%	44%	4%	0%	397	
Problem Resolution	17%	46%	31%	6%	359	
Use of Mathematics Appropriate to Field	2%	10%	31%	57%	141	
Use of Computers Appropriate to Field	6%	34%	36%	24%	238	
Learning On Your Own	39%	51%	10%	1%	380	

14b. To what degree did program help you develop the following skills?	SYSTEM					# Resp.
	Very High	High	Low	Very Low		
	Written Communication	24%	54%	19%	3%	
Oral Communication	23%	56%	19%	2%	7,662	
Reading and Comprehension	31%	55%	12%	2%	7,627	
Group Collaboration	32%	46%	18%	3%	7,670	
Critical Analysis	41%	49%	9%	1%	7,885	
Problem Resolution	21%	55%	21%	2%	7,577	
Use of Mathematics Appropriate to Field	17%	35%	35%	14%	5,873	
Use of Computers Appropriate to Field	20%	39%	31%	10%	6,615	
Learning On Your Own	38%	52%	9%	2%	7,713	

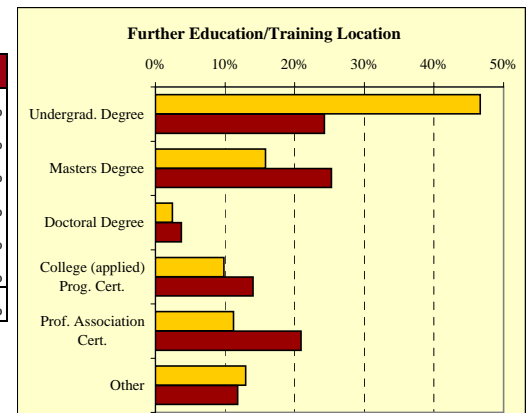


FURTHER EDUCATION

15. Took further education since 2004 graduation	23.0101	SYSTEM
Yes:	285	4,158
Not currently enrolled	159	1,779
Currently enrolled full-time	89	1,520
Currently enrolled part-time	36	838
No	114	3,851
Total	399	8,009



16. Type of Formal Post-Secondary Education	23.0101	SYSTEM
Undergraduate Degree	133	995
Masters Degree	45	1,036
Doctoral Degree	7	152
College (applied) Program Certification	28	575
Professional Association Certification	32	858
Other	37	485
Total Respondents	282	4,101



Detailed Summary of Survey Results

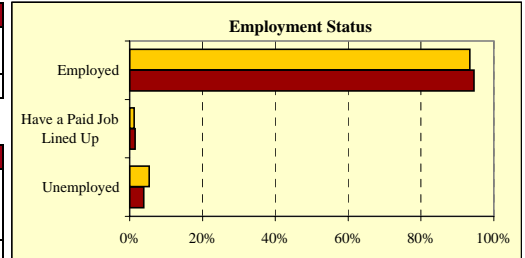
All Institutions

6 Digit CIP: 23.0101: English Language & Literature, General

SYSTEM  
23.0101

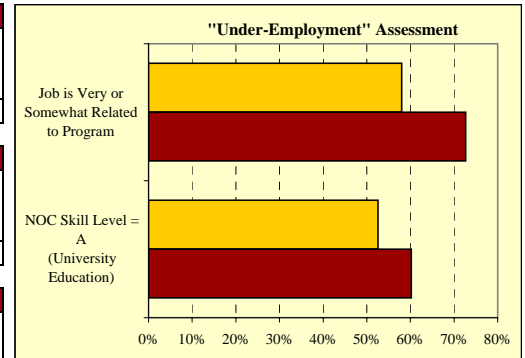
EMPLOYMENT

17. Labour Force Status:	23.0101	SYSTEM
In Labour Force (working or seeking work)	335 84%	7,092 89%
Not in Labour Force	64 16%	905 11%
Grand Total	399 100%	7,997 100%



18. Employment Status of those IN Labour Force:	23.0101	SYSTEM
Employed	313 93%	6,707 95%
Have a Paid Job Lined Up	4 1%	109 2%
Unemployed	18 5%	276 4%
Total Labour Force	335 100%	7,092 100%

19. Status of Graduates NOT in Labour Force:	23.0101	SYSTEM
Attending School FT	40 63%	677 75%
Attending School PT	4 6%	32 4%
Other	20 31%	196 22%
Total NOT in Labour Force	64 100%	905 100%

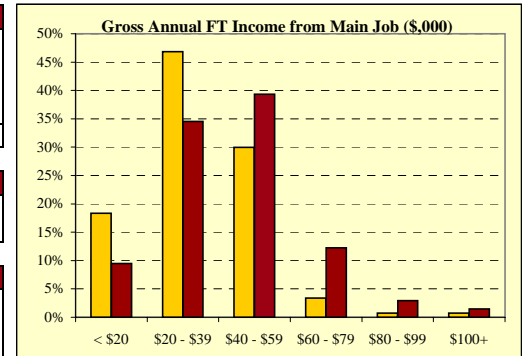


20. Employment Type:	23.0101	SYSTEM
Paid worker	285 91%	6,048 90%
Self-employed	13 4%	356 5%
Both a paid worker and self-employed	14 4%	300 4%
Total Employed	313 100%	6,707 100%

21. Job Characteristics:	23.0101	SYSTEM
I hold more than one job	90 29%*	1,333 20%
My main job is full-time (>= 30 hours per week)	217 73%**	5,464 84%*

\* of total employed      \*\* of those who provided data on hours/week worked

22. How related is your main job to your program?:	23.0101	SYSTEM
Very Related	75 24%	3,006 45%
Somewhat Related	106 34%	1,865 28%
Not Very Related	66 21%	810 12%
Not At All Related	65 21%	1,020 15%
Total	312 100%	6,701 100%



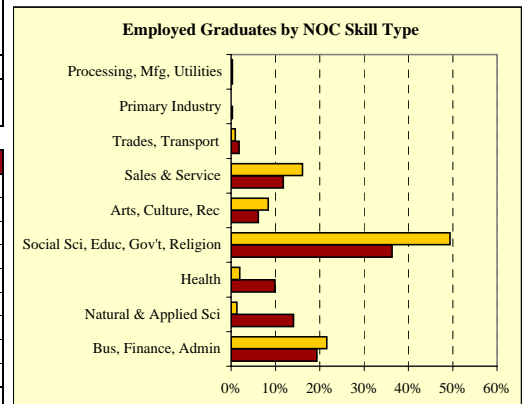
23. "Under-employment" Assessment:	23.0101	SYSTEM
Job is very or somewhat related to program	181 58%	4,871 73%
NOC Skill Level = A (University Education)	163 53%	3,972 60%

\* of total valid responses

24. Gross Annual Income from Main Job:*	23.0101	SYSTEM
Less than \$20,000	49 18%	552 9%
\$20,000 to \$39,999	125 47%	2,009 35%
\$40,000 to \$59,999	80 30%	2,290 39%
\$60,000 to \$79,999	9 3%	714 12%
\$80,000 to \$99,999	2 1%	171 3%
\$100,000 and Above	2 1%	85 1%
Total	267 100%	5,821 100%
Median Annual Income (full-time)	\$36,400	\$43,000
Average Annual Income (full-time)	\$38,084	\$46,444

\* where data provided

25. NOC Skill Type of Main Job:	23.0101	SYSTEM
Business, Finance and Administration	67 22%	1,274 19%
Natural and Applied Sciences and Related	4 1%	927 14%
Health	6 2%	650 10%
Social Sciences, Educ., Gov't Services, Religion	153 49%	2,389 36%
Arts, Culture, Recreation and Sport	26 8%	404 6%
Sales and Service	50 16%	772 12%
Trades, Transport and Equip. Operators and Related	3 1%	117 2%
Unique to the Primary Industry	- 0%	21 0%
Unique to Processing, Manufacturing and Utilities	1 0%	18 0%
Total	310 100%	6,572 100%



Detailed Summary of Survey Results

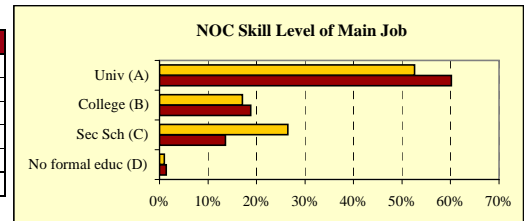
All Institutions

6 Digit CIP: 23.0101: English Language & Literature, General

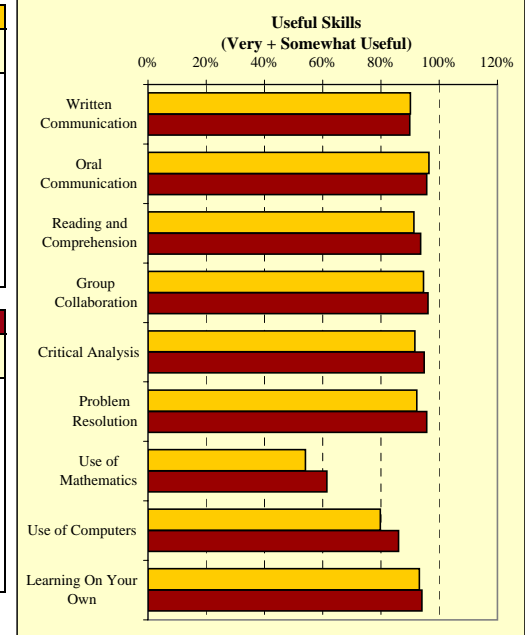
SYSTEM  
23.0101

EMPLOYMENT, continued

26. NOC Skill Level of Main Job:	23.0101		SYSTEM	
A. University education	163	53%	3,972	60%
B. College education/trade apprenticeship	53	17%	1,240	19%
C. Secondary school + job-specific training	82	26%	899	14%
D. No formal education	3	1%	92	1%
No skill level assigned (management)	9	3%	397	6%
Total	310	100%	6,600	100%



27a. How useful are the following skills and abilities in doing your main job?	23.0101					#
	Very Useful	Somewhat Useful	Not Very Useful	Not at all Useful	Resp.	
Written Communication	74%	16%	5%	5%	312	312
Oral Communication	79%	17%	2%	1%	312	312
Reading and Comprehension	74%	18%	5%	2%	312	312
Group Collaboration	79%	15%	4%	1%	313	313
Critical Analysis	66%	26%	6%	2%	312	312
Problem Resolution	71%	22%	6%	1%	310	310
Use of Mathematics Appropriate to Field	19%	35%	16%	30%	311	311
Use of Computers Appropriate to Field	46%	33%	11%	9%	312	312
Learning On Your Own	65%	28%	4%	3%	310	310



27b. How useful are the following skills and abilities in doing your main job?	SYSTEM					#
	Very Useful	Somewhat Useful	Not Very Useful	Not at all Useful	Resp.	
Written Communication	67%	23%	6%	4%	6,696	6,696
Oral Communication	77%	19%	3%	1%	6,696	6,696
Reading and Comprehension	70%	23%	4%	2%	6,696	6,696
Group Collaboration	79%	17%	3%	1%	6,699	6,699
Critical Analysis	74%	20%	3%	2%	6,698	6,698
Problem Resolution	75%	20%	3%	1%	6,693	6,693
Use of Mathematics Appropriate to Field	25%	36%	22%	17%	6,675	6,675
Use of Computers Appropriate to Field	56%	30%	8%	6%	6,688	6,688
Learning On Your Own	68%	26%	4%	2%	6,690	6,690

28a. Top 10 Full-time Occupations of 23.0101 Graduates:			23.0101	
NOC	NOC Skill Level Description		% Employed FT in this Occ.**	Median FT Salary
4142	A Elem & Kindergarten Teacher		12%	\$40,500
4141	A Secondary School Teachers		12%	\$40,500
1411	C General Office Clerks		2%	\$32,500
4131	A College & Other Voc Instructors		2%	\$34,000
6421	C Retail Salespersons		2%	\$22,000
1434	C Banking, Insurance & Fin Clerks		2%	\$29,000
5123	A Journalists		2%	\$46,800
4214	B Early Childhood Educators		2%	\$27,768
0611	N/A Sales, Marketing & Advrt Managers		1%	\$40,000
1221	B Administrative Officers		1%	\$38,000

\*data not displayed where n < 2

\*\*percentages cited are of those for whom occupational data was provided, full-time and part-time

28b. Top 10 Full-time Occupations of Graduates from All Institutions:			SYSTEM	
NOC	NOC Skill Level Description		% Employed FT in this Occ.**	Median FT Salary
4141	A Secondary School Teachers		8%	\$42,000
4142	A Elem & Kindergarten Teacher		7%	\$40,000
3152	A Registered Nurses		5%	\$56,330
1111	A Financial Auditors & Acnts		3%	\$42,500
2174	A Computer Programmers/Interactive Media Developers		2%	\$50,000
5124	A Occs in Public Relations & Comm		2%	\$42,000
4112	A Lawyers & Quebec Notaries		2%	\$70,000
1232	B Loan Officers		1%	\$40,000
2173	A Software Engineers		1%	\$56,000
4152	A Social Workers		1%	\$48,000

\*data not displayed where n < 2

\*\*percentages cited are of those for whom occupational data was provided, full-time and part-time

Detailed Summary of Survey Results

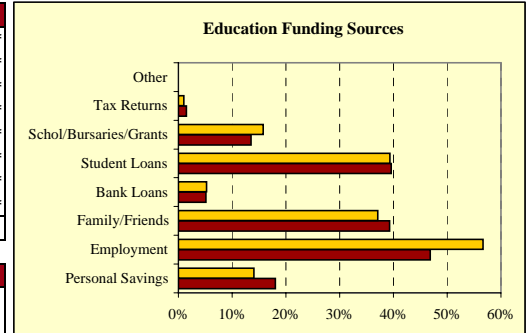
All Institutions

6 Digit CIP: 23.0101: English Language & Literature, General

SYSTEM  
23.0101

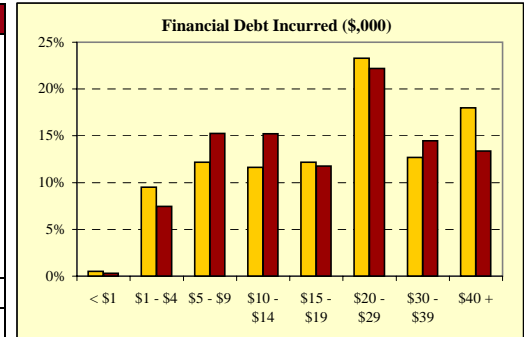
EDUCATION FINANCING

29. Education Funding Sources (2 sources per respondent):	23.0101	SYSTEM
Personal Savings	56 14%*	1,444 18%*
Employment	226 57%*	3,752 47%*
Family/Friends	148 37%*	3,146 39%*
Bank Loans	21 5%*	409 5%*
Student Loans	157 39%*	3,168 40%*
Scholarships/Bursaries/Grants	63 16%*	1,082 14%*
Tax Returns	4 1%*	120 1%*
Other	- 0%*	- 0%*
Total Respondents	399	8,009

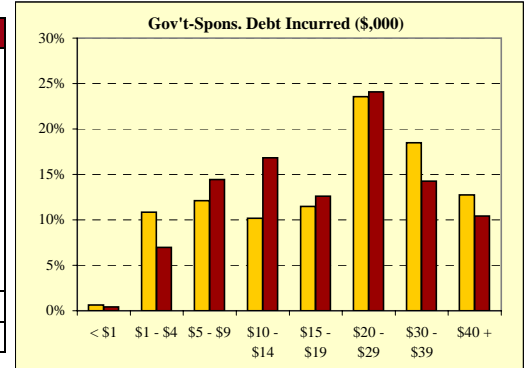


30. Financial Debt Incurred to Finance Univ. Education:	23.0101	SYSTEM
Incurred any form of financial debt	189 47%*	3,818 48%
Incurred government-sponsored student loan debt	157 39%*	3,190 40%

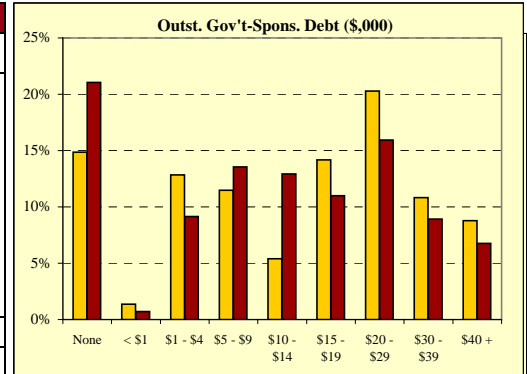
31. Financial Debt Amount:*	23.0101	SYSTEM
< \$1,000	1 1%	12 0%
\$1,000 to \$4,999	18 10%	284 7%
\$5,000 to \$9,999	23 12%	582 15%
\$10,000 to \$14,999	22 12%	581 15%
\$15,000 to \$19,999	23 12%	449 12%
\$20,000 to \$29,999	44 23%	847 22%
\$30,000 to \$39,999	24 13%	552 14%
\$40,000 or More	34 18%	511 13%
Total	189 100%	3,818 100%
Median Financial Debt	\$20,000	\$20,000



32. Government-Sponsored Student Loan Debt Amount:*	23.0101	SYSTEM
< \$1,000	1 1%	14 0%
\$1,000 to \$4,999	17 11%	222 7%
\$5,000 to \$9,999	19 12%	460 14%
\$10,000 to \$14,999	16 10%	537 17%
\$15,000 to \$19,999	18 11%	402 13%
\$20,000 to \$29,999	37 24%	768 24%
\$30,000 to \$39,999	29 18%	455 14%
\$40,000 or More	20 13%	332 10%
Total	157 100%	3,190 100%
Median Gov't-Sponsored Student Loan Debt	\$20,000	\$18,000



33. Outstanding Gov't-Sponsored Loan Debt Amount:*	23.0101	SYSTEM
None - Loan repaid in full	22 15%	644 21%
< \$1,000	2 1%	22 1%
\$1,000 to \$4,999	19 13%	280 9%
\$5,000 to \$9,999	17 11%	414 14%
\$10,000 to \$14,999	8 5%	395 13%
\$15,000 to \$19,999	21 14%	336 11%
\$20,000 to \$29,999	30 20%	487 16%
\$30,000 to \$39,999	16 11%	273 9%
\$40,000 or More	13 9%	207 7%
Total	148 100%	3,058 100%
Median Gov't-Sponsored Loan Debt Outstanding	\$15,000	\$11,000



\* Percentage of respondents who identified this source

\* Percentage of respondents who provided data

\*includes only cases where financial debt was incurred

\*includes only cases where government-sponsored debt was incurred

\*includes only cases where government-sponsored debt was incurred, and valid "amount remaining" was provided

Detailed Summary of Survey Results

All Institutions

6 Digit CIP: 23.0101: English Language & Literature, General

SYSTEM  
23.0101

SPECIAL SECTION ON INTERNATIONAL EDUCATION

42. In your employment since graduation, how important has it been for you to understand the following international skills/issues?

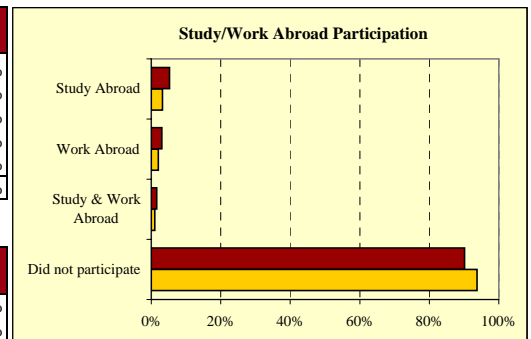
International Skill	23.0101						SYSTEM					
	Very Important	Important	Not Very Important	Not at all Important	Not Applicable	Total Resp.	Very Important	Important	Not Very Important	Not at all Important	Not Applicable	Total Resp.
Speak a second language	18%	23%	30%	27%	2%	398	20%	22%	28%	28%	2%	7966
International Business Practices	7%	25%	35%	33%	0%	390	13%	27%	32%	28%	0%	7817
Global Issues	31%	36%	19%	15%	0%	390	26%	38%	22%	14%	0%	7835
Interconnections between local and global issues	32%	36%	19%	13%	0%	391	29%	41%	18%	12%	0%	7835
Knowledge and traditions of other countries and cultures	46%	32%	14%	8%	0%	391	40%	35%	16%	10%	0%	7840

43. How helpful was the institution in preparing you with the following international skills?

International Skill	23.0101						SYSTEM					
	Very Helpful	Helpful	Not Very Helpful	Not at all Helpful	Not Applicable	Total Resp.	Very Helpful	Helpful	Not Very Helpful	Not at all Helpful	Not Applicable	Total Resp.
Speak a second language	7%	17%	19%	15%	41%	396	5%	12%	18%	18%	48%	7985
International Business Practices	2%	12%	36%	50%	0%	389	6%	23%	34%	37%	0%	7838
Global Issues	21%	49%	20%	10%	0%	396	20%	47%	20%	13%	0%	7946
Interconnections between local and global issues	22%	46%	21%	12%	0%	397	19%	47%	22%	12%	0%	7930
Knowledge and traditions of other countries and cultures	25%	51%	16%	8%	0%	397	20%	46%	22%	11%	0%	7942

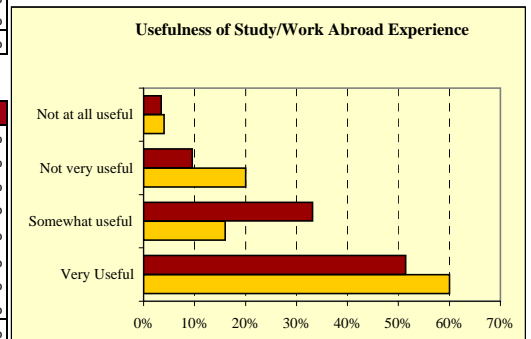
44. Did you study or work abroad during your program?

	23.0101	SYSTEM			
Yes:					
Study Abroad	25	6%	788	10%	
Work Abroad	13	3%	420	5%	
Study and work abroad	8	2%	243	3%	
No	373	94%	7,180	90%	
Total	398	100%	7,968	100%	



45. Usefulness of study or work abroad experiences to current job:\*

	23.0101	SYSTEM			
Very Useful	15	60%	405	51%	
Somewhat useful	4	16%	261	33%	
Not very useful	5	20%	75	10%	
Not at all useful	1	4%	27	3%	
Total	25	100%	788	100%	



46. Reasons why you did not study or work abroad:

	23.0101	SYSTEM			
Not aware these opportunities exist	31	8%	705	10%	
Financial reasons	74	20%	1,135	16%	
Extended degree completion time	14	4%	341	5%	
Personal reasons (i.e. employment, family)	90	25%	1,394	20%	
No opportunities/Limited opportunities	30	8%	897	13%	
Not interested/ relevant/ required/ attractive	94	26%	1,747	25%	
Conflicts with schooling (course load too heavy)	22	6%	569	8%	
Other	11	3%	257	4%	
Total	366	100%	7,045	100%	