

B.C. University Student Outcomes 2006 Survey of 2004 Baccalaureate Graduates

Detailed Summary of Survey Results

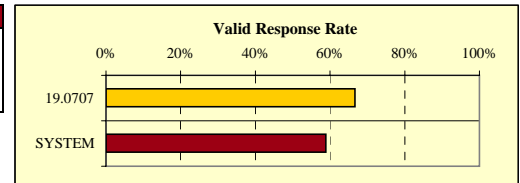
All Institutions

6 Digit CIP: 19.0707: Family and Community Services

SYSTEM
19.0707

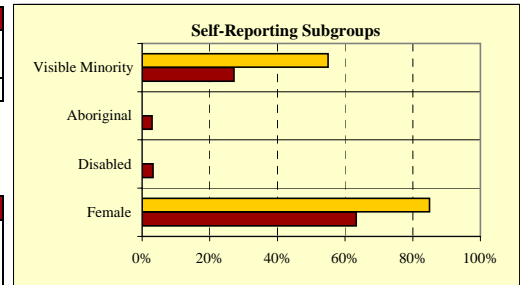
RESPONSE RATE

1. Survey Response Rate:	19.0707	SYSTEM
2004 Baccalaureate Graduates Survey Cohort	34	15,605
Net Frame	30	13,595
Survey Respondents and Valid Response Rate	20	8,009
	67%	59%



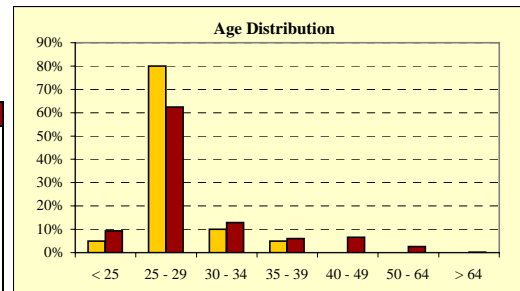
DEMOGRAPHIC INFORMATION

2. Gender:	19.0707	SYSTEM
Male	3	2,941
Female	17	5,067
Total	20	8,008
	100%	100%

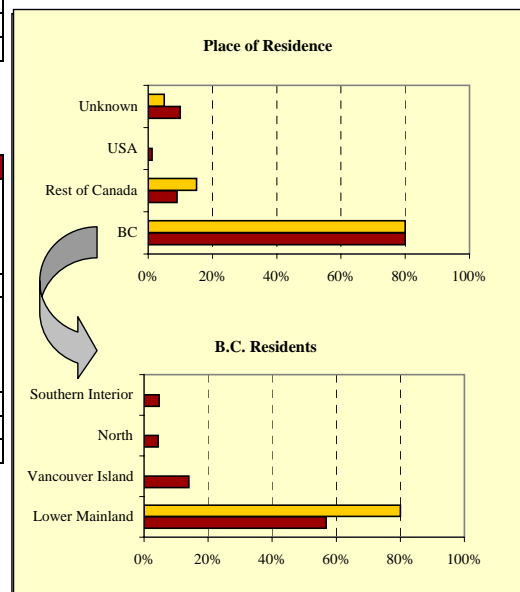


3. Self-Reporting Subgroups:	19.0707	SYSTEM
Disabled	-	260
Aboriginal	-	232
Visible Minority	11	2,172
	55%	27%

4. Age (at time of survey):	19.0707	SYSTEM
< 25	1	748
25 to 29	16	4,997
30 to 34	2	1,036
35 to 39	1	478
40 to 49	-	528
50 to 64	-	213
> 64	-	9
Unknown	-	-
Total	20	8,009
Mean Age:	26.8	29.0



5. Place of Residence (at time of survey):	19.0707	SYSTEM
BC - Lower Mainland	16	4,549
BC - Vancouver Island	-	1,124
BC - North	-	353
BC - Southern Interior	-	376
BC Subtotal	16	6,402
Canada - Alberta	2	310
Canada - Ontario	1	240
Canada - Other	-	164
U.S.A.	-	94
Non-BC Subtotal	3	808
Unknown	1	799
Total	20	8,009
	100%	100%



Detailed Summary of Survey Results

All Institutions

6 Digit CIP: 19.0707: Family and Community Services

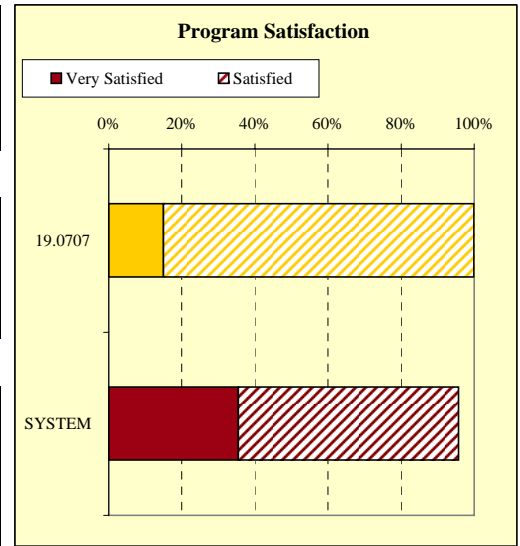
■ SYSTEM
■ 19.0707

EDUCATION EVALUATION AND SKILL DEVELOPMENT

6. Usefulness of Knowledge, Skills, and Abilities Acquired during Program in Work:	19.0707	SYSTEM
Very Useful	3 21%	2,934 44%
Somewhat Useful	10 71%	2,942 44%
Not Very Useful	1 7%	565 8%
Not at All Useful	- 0%	247 4%

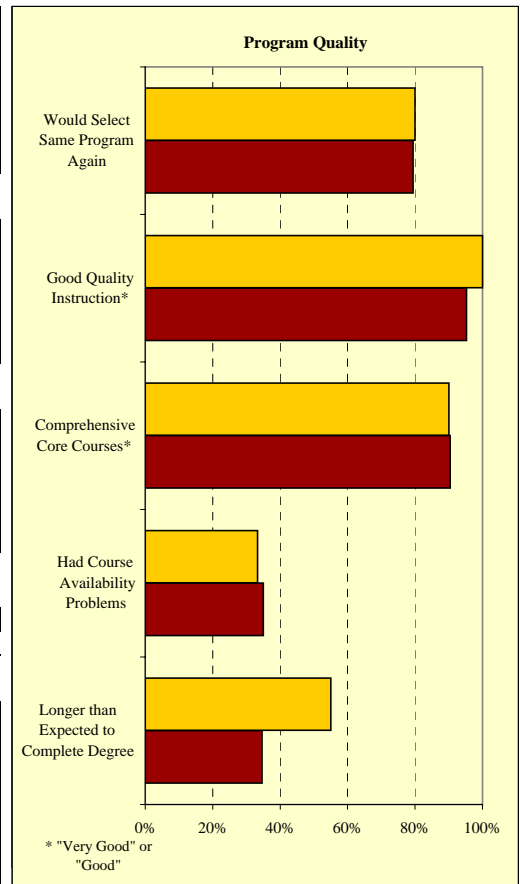
7. Usefulness of Knowledge, Skills, and Abilities Acquired during Program in Day-to-day Life:	19.0707	SYSTEM
Very Useful	5 36%	2,013 30%
Somewhat Useful	7 50%	3,611 54%
Not Very Useful	2 14%	890 13%
Not at All Useful	- 0%	179 3%

8. Program Satisfaction:	19.0707	SYSTEM
Very Satisfied	3 15%	2,832 35%
Satisfied	17 85%	4,816 60%
Dissatisfied	- 0%	288 4%
Very Dissatisfied	- 0%	51 1%
Total	20 100%	7,987 100%



9. Would you select the same program again?	19.0707	SYSTEM
Yes	16 80%	6,053 79%
No, because . . . (multiple response question)	4	1,565
. . . interests have changed	- 0%*	468 17%*
. . . courses were not practical	1 20%*	597 22%*
. . . little or no career opportunities	- 0%*	505 18%*
. . . other	4 80%*	1,197 43%*

* Percent of total responses, among those who would not take program again



* "Very Good" or "Good"

10. Quality of Instruction:	19.0707	SYSTEM
Very Good	4 21%	2,490 31%
Good	15 79%	5,096 64%
Poor	- 0%	348 4%
Very Poor	- 0%	28 0%
Total	19 100%	7,962 100%

11. Comprehensiveness of Core Courses:	19.0707	SYSTEM
Very Good	4 20%	2,045 26%
Good	14 70%	5,069 64%
Poor	2 10%	704 9%
Very Poor	- 0%	53 1%
Total	20 100%	7,871 100%

12. Course Availability:	19.0707	SYSTEM
Encountered course availability problems	6 33%	2,753 35%

13. Degree Completion:	19.0707	SYSTEM
Took longer than expected to complete degree	11 55%	2,770 35%
Top 4 reasons for prolonged degree completion (multiple response question):		
Personal or family reasons	1 6%*	401 8%*
Financial reasons / work	3 17%*	468 9%*
Change of major/program/specialization	2 11%*	403 8%*
Involvement in co-op program extended completion time	1 6%*	451 9%*
Other reason(s)	11 61%*	3,253 65%*

* Percent of total responses, among those who took longer than expected to complete degree

Detailed Summary of Survey Results

All Institutions

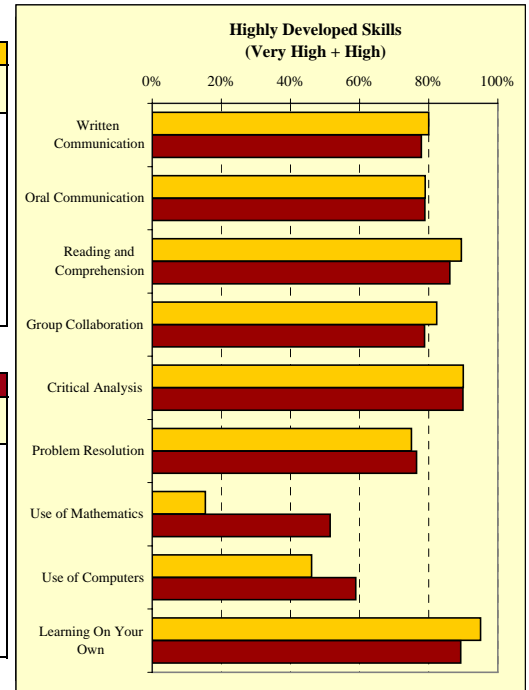
6 Digit CIP: 19.0707: Family and Community Services

SYSTEM
19.0707

SKILL DEVELOPMENT

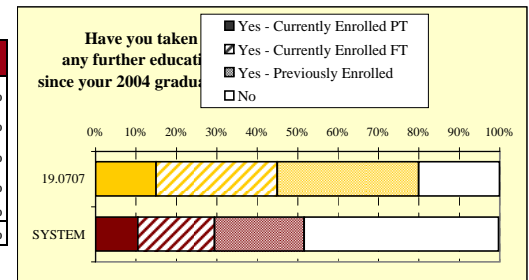
14a. To what degree did program help you develop the following skills?	19.0707				# Resp.
	Very High	High	Low	Very Low	
	Written Communication	25%	55%	20%	
Oral Communication	26%	53%	11%	11%	19
Reading and Comprehension	37%	53%	5%	5%	19
Group Collaboration	6%	76%	12%	6%	17
Critical Analysis	25%	65%	10%	0%	20
Problem Resolution	10%	65%	25%	0%	20
Use of Mathematics Appropriate to Field	0%	15%	69%	15%	13
Use of Computers Appropriate to Field	0%	46%	38%	15%	13
Learning On Your Own	40%	55%	5%	0%	20

14b. To what degree did program help you develop the following skills?	SYSTEM				# Resp.
	Very High	High	Low	Very Low	
	Written Communication	24%	54%	19%	
Oral Communication	23%	56%	19%	2%	7,662
Reading and Comprehension	31%	55%	12%	2%	7,627
Group Collaboration	32%	46%	18%	3%	7,670
Critical Analysis	41%	49%	9%	1%	7,885
Problem Resolution	21%	55%	21%	2%	7,577
Use of Mathematics Appropriate to Field	17%	35%	35%	14%	5,873
Use of Computers Appropriate to Field	20%	39%	31%	10%	6,615
Learning On Your Own	38%	52%	9%	2%	7,713

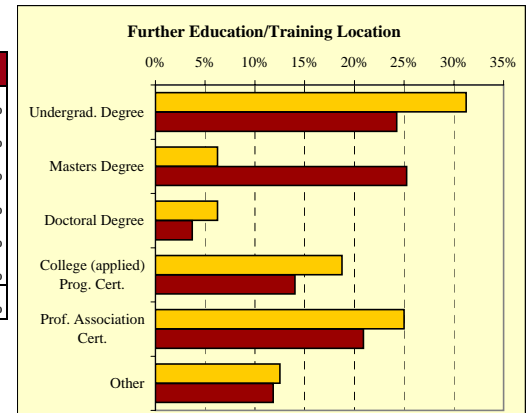


FURTHER EDUCATION

15. Took further education since 2004 graduation	19.0707	SYSTEM		
Yes:	16	80%	4,158	52%
Not currently enrolled	7	35%	1,779	22%
Currently enrolled full-time	6	30%	1,520	19%
Currently enrolled part-time	3	15%	838	10%
No	4	20%	3,851	48%
Total	20	100%	8,009	100%



16. Type of Formal Post-Secondary Education	19.0707	SYSTEM		
Undergraduate Degree	5	31%	995	24%
Masters Degree	1	6%	1,036	25%
Doctoral Degree	1	6%	152	4%
College (applied) Program Certification	3	19%	575	14%
Professional Association Certification	4	25%	858	21%
Other	2	13%	485	12%
Total Respondents	16	100%	4,101	100%



Detailed Summary of Survey Results

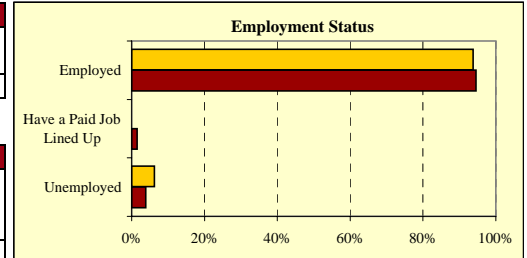
All Institutions

6 Digit CIP: 19.0707: Family and Community Services

SYSTEM
19.0707

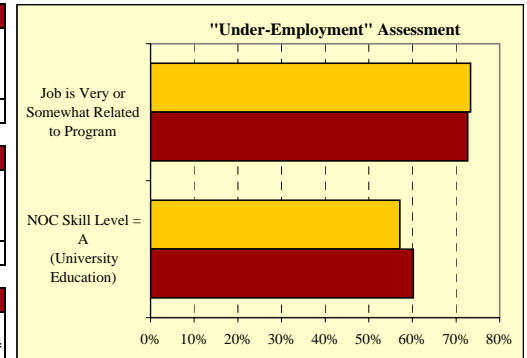
EMPLOYMENT

17. Labour Force Status:	19.0707	SYSTEM
In Labour Force (working or seeking work)	16 80%	7,092 89%
Not in Labour Force	4 20%	905 11%
Grand Total	20 100%	7,997 100%



18. Employment Status of those IN Labour Force:	19.0707	SYSTEM
Employed	15 94%	6,707 95%
Have a Paid Job Lined Up	- 0%	109 2%
Unemployed	1 6%	276 4%
Total Labour Force	16 100%	7,092 100%

19. Status of Graduates NOT in Labour Force:	19.0707	SYSTEM
Attending School FT	4 100%	677 75%
Attending School PT	- 0%	32 4%
Other	- 0%	196 22%
Total NOT in Labour Force	4 100%	905 100%

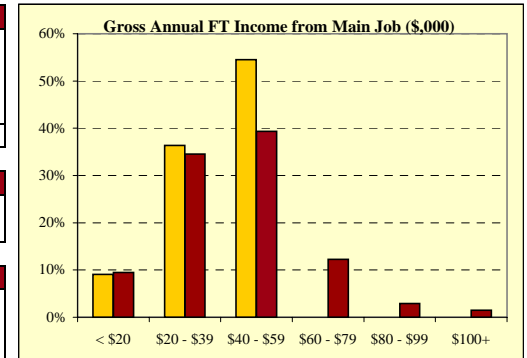


20. Employment Type:	19.0707	SYSTEM
Paid worker	14 93%	6,048 90%
Self-employed	- 0%	356 5%
Both a paid worker and self-employed	1 7%	300 4%
Total Employed	15 100%	6,707 100%

21. Job Characteristics:	19.0707	SYSTEM
I hold more than one job	5 33%*	1,333 20%
My main job is full-time (>= 30 hours per week)	10 71%**	5,464 84%*

* of total employed ** of those who provided data on hours/week worked

22. How related is your main job to your program?:	19.0707	SYSTEM
Very Related	4 27%	3,006 45%
Somewhat Related	7 47%	1,865 28%
Not Very Related	2 13%	810 12%
Not At All Related	2 13%	1,020 15%
Total	15 100%	6,701 100%



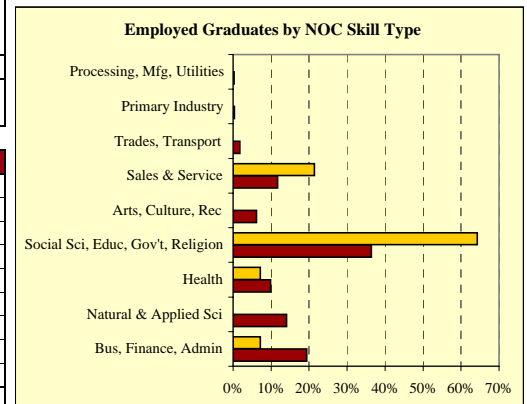
23. "Under-employment" Assessment:	19.0707	SYSTEM
Job is very or somewhat related to program	11 73%	4,871 73%
NOC Skill Level = A (University Education)	8 57%	3,972 60%

* of total valid responses

24. Gross Annual Income from Main Job:*	19.0707	SYSTEM
Less than \$20,000	1 9%	552 9%
\$20,000 to \$39,999	4 36%	2,009 35%
\$40,000 to \$59,999	6 55%	2,290 39%
\$60,000 to \$79,999	- 0%	714 12%
\$80,000 to \$99,999	- 0%	171 3%
\$100,000 and Above	- 0%	85 1%
Total	11 100%	5,821 100%
Median Annual Income (full-time)	\$40,020	\$43,000
Average Annual Income (full-time)	\$38,698	\$46,444

* where data provided

25. NOC Skill Type of Main Job:	19.0707	SYSTEM
Business, Finance and Administration	1 7%	1,274 19%
Natural and Applied Sciences and Related	- 0%	927 14%
Health	1 7%	650 10%
Social Sciences, Educ., Gov't Services, Religion	9 64%	2,389 36%
Arts, Culture, Recreation and Sport	- 0%	404 6%
Sales and Service	3 21%	772 12%
Trades, Transport and Equip. Operators and Related	- 0%	117 2%
Unique to the Primary Industry	- 0%	21 0%
Unique to Processing, Manufacturing and Utilities	- 0%	18 0%
Total	14 100%	6,572 100%



Detailed Summary of Survey Results

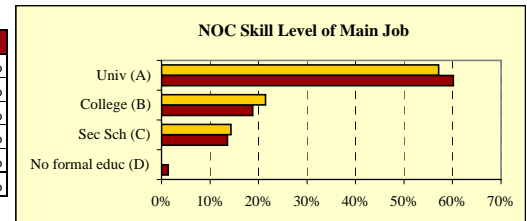
All Institutions

6 Digit CIP: 19.0707: Family and Community Services

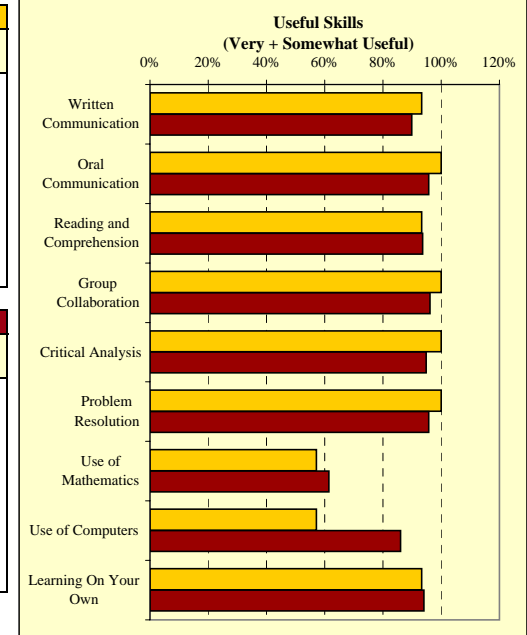
SYSTEM
19.0707

EMPLOYMENT, continued

26. NOC Skill Level of Main Job:	19.0707	SYSTEM
A. University education	8 57%	3,972 60%
B. College education/trade apprenticeship	3 21%	1,240 19%
C. Secondary school + job-specific training	2 14%	899 14%
D. No formal education	- 0%	92 1%
No skill level assigned (management)	1 7%	397 6%
Total	14 100%	6,600 100%



27a. How useful are the following skills and abilities in doing your main job?	19.0707					# Resp.
	Very Useful	Somewhat Useful	Not Very Useful	Not at all Useful		
Written Communication	53%	40%	7%	0%		15
Oral Communication	73%	27%	0%	0%		15
Reading and Comprehension	80%	13%	5%	0%		15
Group Collaboration	93%	7%	0%	0%		15
Critical Analysis	80%	20%	0%	0%		15
Problem Resolution	87%	13%	0%	0%		15
Use of Mathematics Appropriate to Field	36%	21%	36%	7%		14
Use of Computers Appropriate to Field	50%	7%	36%	7%		14
Learning On Your Own	67%	27%	0%	7%		15



27b. How useful are the following skills and abilities in doing your main job?	SYSTEM					# Resp.
	Very Useful	Somewhat Useful	Not Very Useful	Not at all Useful		
Written Communication	67%	23%	6%	4%		6,696
Oral Communication	77%	19%	3%	1%		6,696
Reading and Comprehension	70%	23%	4%	2%		6,696
Group Collaboration	79%	17%	3%	1%		6,699
Critical Analysis	74%	20%	3%	2%		6,698
Problem Resolution	75%	20%	3%	1%		6,693
Use of Mathematics Appropriate to Field	25%	36%	22%	17%		6,675
Use of Computers Appropriate to Field	56%	30%	8%	6%		6,688
Learning On Your Own	68%	26%	4%	2%		6,690

28a. Top 10 Full-time Occupations of 19.0707 Graduates:				19.0707	
NOC	NOC	Skill Level Description		% Employed FT in this Occ.**	Median FT Salary
4142	A	Elem & Kindergarten Teacher		13%	\$44,500
*					
*					
*					
*					
*					
*					
*					
*					

*data not displayed where n < 2

**percentages cited are of those for whom occupational data was provided, full-time and part-time

28b. Top 10 Full-time Occupations of Graduates from All Institutions:				SYSTEM	
NOC	NOC	Skill Level Description		% Employed FT in this Occ.**	Median FT Salary
4141	A	Secondary School Teachers		8%	\$42,000
4142	A	Elem & Kindergarten Teacher		7%	\$40,000
3152	A	Registered Nurses		5%	\$56,330
1111	A	Financial Auditors & Acnts		3%	\$42,500
2174	A	Computer Programmers/Interactive Media Developers		2%	\$50,000
5124	A	Occs in Public Relations & Comm		2%	\$42,000
4112	A	Lawyers & Quebec Notaries		2%	\$70,000
1232	B	Loan Officers		1%	\$40,000
2173	A	Software Engineers		1%	\$56,000
4152	A	Social Workers		1%	\$48,000

*data not displayed where n < 2

**percentages cited are of those for whom occupational data was provided, full-time and part-time

Detailed Summary of Survey Results

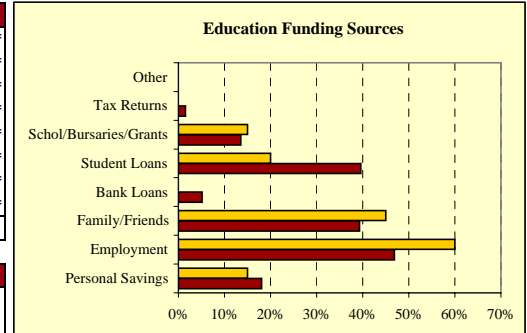
All Institutions

6 Digit CIP: 19.0707: Family and Community Services

SYSTEM
19.0707

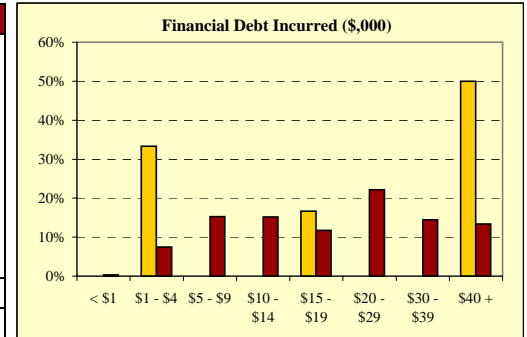
EDUCATION FINANCING

29. Education Funding Sources (2 sources per respondent):	19.0707	SYSTEM
Personal Savings	3 15%*	1,444 18%*
Employment	12 60%*	3,752 47%*
Family/Friends	9 45%*	3,146 39%*
Bank Loans	- 0%*	409 5%*
Student Loans	4 20%*	3,168 40%*
Scholarships/Bursaries/Grants	3 15%*	1,082 14%*
Tax Returns	- 0%*	120 1%*
Other	- 0%*	- 0%*
Total Respondents	20	8,009

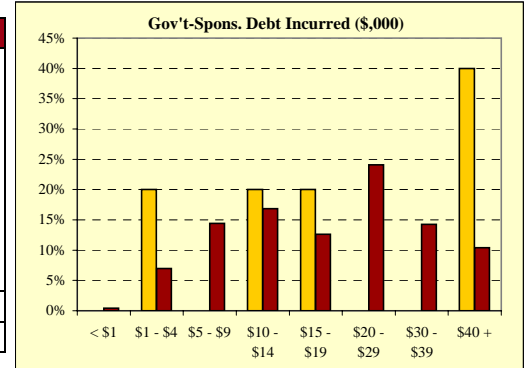


30. Financial Debt Incurred to Finance Univ. Education:	19.0707	SYSTEM
Incurred any form of financial debt	6 30%*	3,818 48%
Incurred government-sponsored student loan debt	5 25%*	3,190 40%

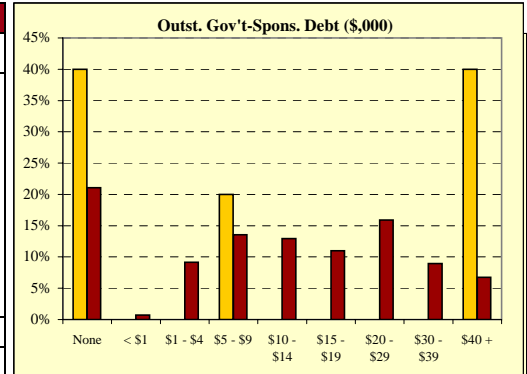
31. Financial Debt Amount:*	19.0707	SYSTEM
< \$1,000	- 0%	12 0%
\$1,000 to \$4,999	2 33%	284 7%
\$5,000 to \$9,999	- 0%	582 15%
\$10,000 to \$14,999	- 0%	581 15%
\$15,000 to \$19,999	1 17%	449 12%
\$20,000 to \$29,999	- 0%	847 22%
\$30,000 to \$39,999	- 0%	552 14%
\$40,000 or More	3 50%	511 13%
Total	6 100%	3,818 100%
Median Financial Debt	\$28,000	\$20,000



32. Government-Sponsored Student Loan Debt Amount:*	19.0707	SYSTEM
< \$1,000	- 0%	14 0%
\$1,000 to \$4,999	1 20%	222 7%
\$5,000 to \$9,999	- 0%	460 14%
\$10,000 to \$14,999	1 20%	537 17%
\$15,000 to \$19,999	1 20%	402 13%
\$20,000 to \$29,999	- 0%	768 24%
\$30,000 to \$39,999	- 0%	455 14%
\$40,000 or More	2 40%	332 10%
Total	5 100%	3,190 100%
Median Gov't-Sponsored Student Loan Debt	\$16,000	\$18,000



33. Outstanding Gov't-Sponsored Loan Debt Amount:*	19.0707	SYSTEM
None - Loan repaid in full	2 40%	644 21%
< \$1,000	- 0%	22 1%
\$1,000 to \$4,999	- 0%	280 9%
\$5,000 to \$9,999	1 20%	414 14%
\$10,000 to \$14,999	- 0%	395 13%
\$15,000 to \$19,999	- 0%	336 11%
\$20,000 to \$29,999	- 0%	487 16%
\$30,000 to \$39,999	- 0%	273 9%
\$40,000 or More	2 40%	207 7%
Total	5 100%	3,058 100%
Median Gov't-Sponsored Loan Debt Outstanding	\$8,000	\$11,000



* Percentage of respondents who identified this source

* Percentage of respondents who provided data

*includes only cases where financial debt was incurred

*includes only cases where government-sponsored debt was incurred

*includes only cases where government-sponsored debt was incurred, and valid "amount remaining" was provided

Detailed Summary of Survey Results

All Institutions

6 Digit CIP: 19.0707: Family and Community Services

■ SYSTEM
■ 19.0707

SPECIAL SECTION ON INTERNATIONAL EDUCATION

42. In your employment since graduation, how important has it been for you to understand the following international skills/issues?

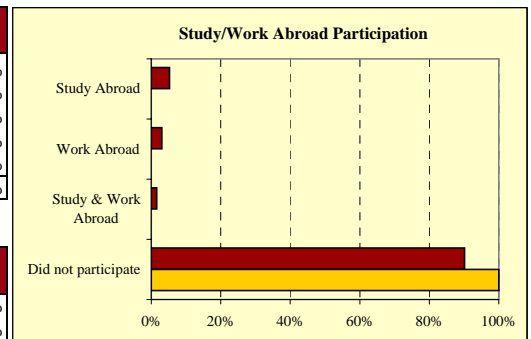
International Skill	19.0707						SYSTEM					
	Very Important	Important	Not Very Important	Not at all Important	Not Applicable	Total Resp.	Very Important	Important	Not Very Important	Not at all Important	Not Applicable	Total Resp.
Speak a second language	30%	20%	35%	10%	5%	20	20%	22%	28%	28%	2%	7966
International Business Practices	16%	5%	47%	32%	0%	19	13%	27%	32%	28%	0%	7817
Global Issues	32%	32%	26%	11%	0%	19	26%	38%	22%	14%	0%	7835
Interconnections between local and global issues	37%	47%	11%	5%	0%	19	29%	41%	18%	12%	0%	7835
Knowledge and traditions of other countries and cultures	53%	32%	11%	5%	0%	19	40%	35%	16%	10%	0%	7840

43. How helpful was the institution in preparing you with the following international skills?

International Skill	19.0707						SYSTEM					
	Very Helpful	Helpful	Not Very Helpful	Not at all Helpful	Not Applicable	Total Resp.	Very Helpful	Helpful	Not Very Helpful	Not at all Helpful	Not Applicable	Total Resp.
Speak a second language	0%	15%	20%	30%	35%	20	5%	12%	18%	18%	48%	7985
International Business Practices	0%	10%	50%	40%	0%	20	6%	23%	34%	37%	0%	7838
Global Issues	10%	45%	25%	20%	0%	20	20%	47%	20%	13%	0%	7946
Interconnections between local and global issues	10%	40%	35%	15%	0%	20	19%	47%	22%	12%	0%	7930
Knowledge and traditions of other countries and cultures	10%	65%	20%	5%	0%	20	20%	46%	22%	11%	0%	7942

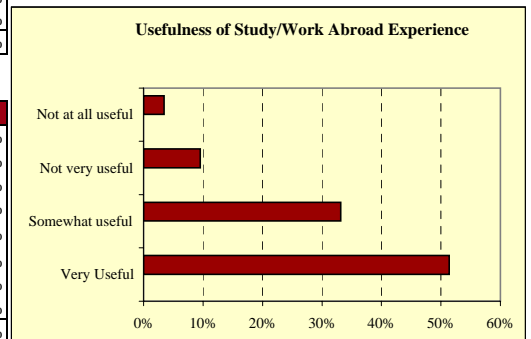
44. Did you study or work abroad during your program?

	19.0707	SYSTEM
Yes:		
Study Abroad	-	0%
Work Abroad	-	0%
Study and work abroad	-	0%
No	20	100%
Total	20	100%



45. Usefulness of study or work abroad experiences to current job:*

	19.0707	SYSTEM
Very Useful	N/A	405 51%
Somewhat useful	N/A	261 33%
Not very useful	N/A	75 10%
Not at all useful	N/A	27 3%
Total	-	788 100%



46. Reasons why you did not study or work abroad:

	19.0707	SYSTEM
Not aware these opportunities exist	4	20%
Financial reasons	3	15%
Extended degree completion time	2	10%
Personal reasons (i.e. employment, family)	3	15%
No opportunities/Limited opportunities	-	0%
Not interested/ relevant/ required/ attractive	7	35%
Conflicts with schooling (course load too heavy)	-	0%
Other	1	5%
Total	20	100%