

# B.C. University Student Outcomes 2006 Survey of 2004 Baccalaureate Graduates

Detailed Summary of Survey Results

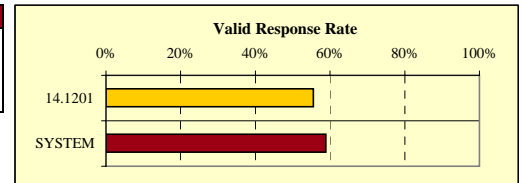
All Institutions

6 Digit CIP: 14.1201: Engineering Physics

SYSTEM  
14.1201

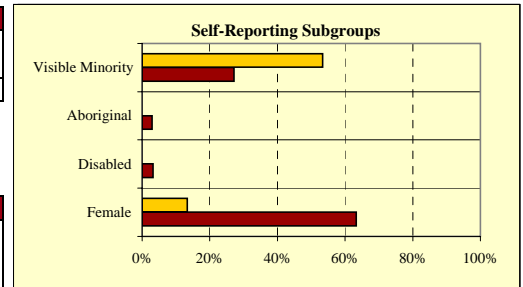
## RESPONSE RATE

1. Survey Response Rate:	14.1201	SYSTEM
2004 Baccalaureate Graduates Survey Cohort	34	15,605
Net Frame	27	13,595
Survey Respondents and Valid Response Rate	15	8,009
	56%	59%



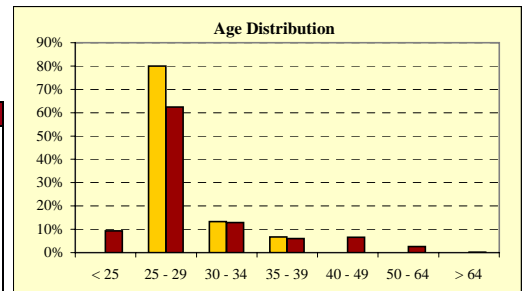
## DEMOGRAPHIC INFORMATION

2. Gender:	14.1201	SYSTEM
Male	13	2,941
Female	2	5,067
Total	15	8,008
	100%	100%

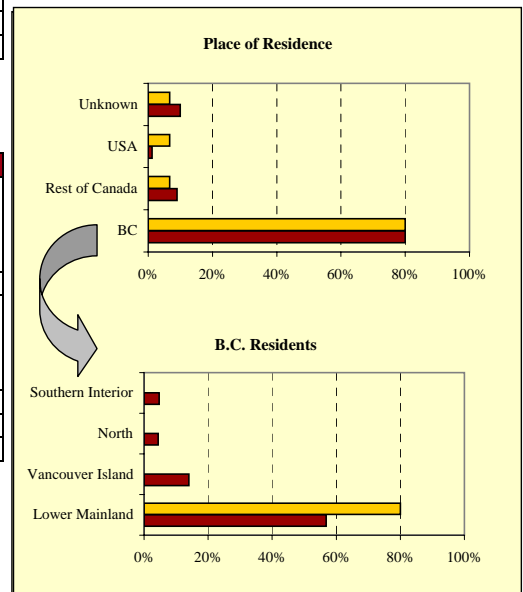


3. Self-Reporting Subgroups:	14.1201	SYSTEM
Disabled	-	260
Aboriginal	-	232
Visible Minority	8	2,172
	53%	27%

4. Age (at time of survey):	14.1201	SYSTEM
< 25	-	748
25 to 29	12	4,997
30 to 34	2	1,036
35 to 39	1	478
40 to 49	-	528
50 to 64	-	213
> 64	-	9
Unknown	-	-
Total	15	8,009
Mean Age:	26.7	29.0



5. Place of Residence (at time of survey):	14.1201	SYSTEM
BC - Lower Mainland	12	4,549
BC - Vancouver Island	-	1,124
BC - North	-	353
BC - Southern Interior	-	376
BC Subtotal	12	6,402
Canada - Alberta	-	310
Canada - Ontario	-	240
Canada - Other	1	164
U.S.A.	1	94
Non-BC Subtotal	2	808
Unknown	1	799
Total	15	8,009



Detailed Summary of Survey Results

All Institutions

6 Digit CIP: 14.1201: Engineering Physics

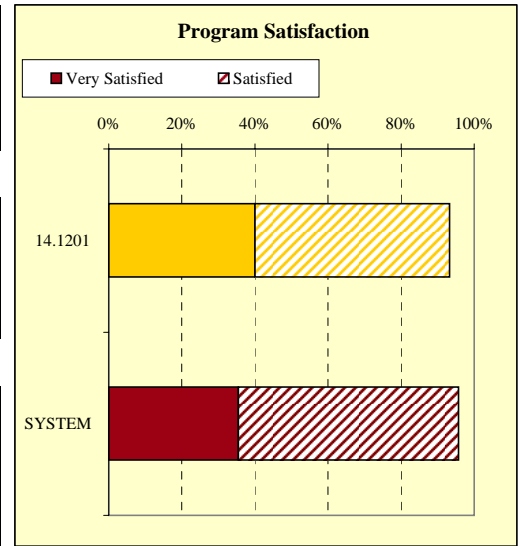
■ SYSTEM  
■ 14.1201

EDUCATION EVALUATION AND SKILL DEVELOPMENT

6. Usefulness of Knowledge, Skills, and Abilities Acquired during Program in Work:	14.1201	SYSTEM
Very Useful	3 43%	2,934 44%
Somewhat Useful	3 43%	2,942 44%
Not Very Useful	1 14%	565 8%
Not at All Useful	- 0%	247 4%

7. Usefulness of Knowledge, Skills, and Abilities Acquired during Program in Day-to-day Life:	14.1201	SYSTEM
Very Useful	1 14%	2,013 30%
Somewhat Useful	5 71%	3,611 54%
Not Very Useful	1 14%	890 13%
Not at All Useful	- 0%	179 3%

8. Program Satisfaction:	14.1201	SYSTEM
Very Satisfied	6 40%	2,832 35%
Satisfied	8 53%	4,816 60%
Dissatisfied	1 7%	288 4%
Very Dissatisfied	- 0%	51 1%
Total	15 100%	7,987 100%



9. Would you select the same program again?	14.1201	SYSTEM
Yes	11 73%	6,053 79%
No, because . . . (multiple response question)	4	1,565
. . . interests have changed	2 29%*	468 17%*
. . . courses were not practical	- 0%*	597 22%*
. . . little or no career opportunities	1 14%*	505 18%*
. . . other	4 57%*	1,197 43%*

\* Percent of total responses, among those who would not take program again

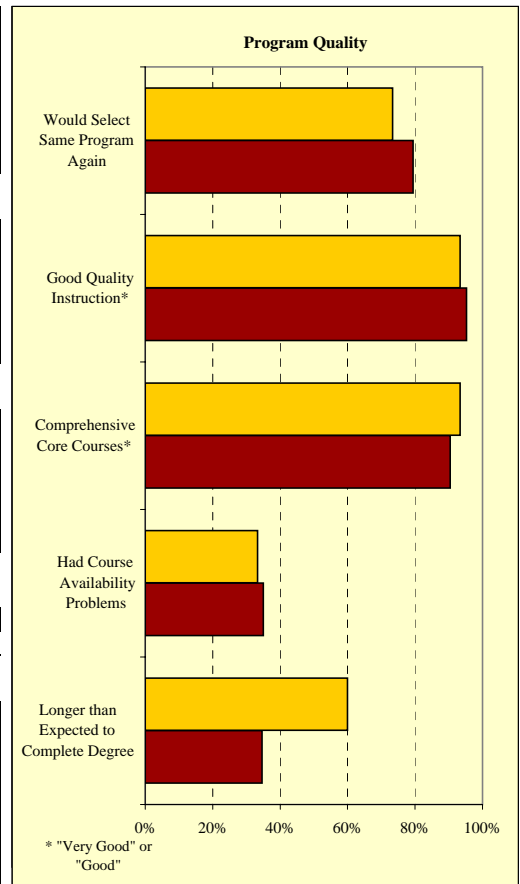
10. Quality of Instruction:	14.1201	SYSTEM
Very Good	2 13%	2,490 31%
Good	12 80%	5,096 64%
Poor	1 7%	348 4%
Very Poor	- 0%	28 0%
Total	15 100%	7,962 100%

11. Comprehensiveness of Core Courses:	14.1201	SYSTEM
Very Good	9 60%	2,045 26%
Good	5 33%	5,069 64%
Poor	1 7%	704 9%
Very Poor	- 0%	53 1%
Total	15 100%	7,871 100%

12. Course Availability:	14.1201	SYSTEM
Encountered course availability problems	5 33%	2,753 35%

13. Degree Completion:	14.1201	SYSTEM
Took longer than expected to complete degree	9 60%	2,770 35%
<b>Top 4 reasons for prolonged degree completion (multiple response question):</b>		
Personal or family reasons	1 6%*	401 8%*
Financial reasons / work	1 6%*	468 9%*
Change of major/program/specialization	3 17%*	403 8%*
Involvement in co-op program extended completion time	3 17%*	451 9%*
Other reason(s)	10 56%*	3,253 65%*

\* Percent of total responses, among those who took longer than expected to complete degree



**Detailed Summary of Survey Results**  
**All Institutions**  
**6 Digit CIP: 14.1201: Engineering Physics**

■ SYSTEM  
 ■ 14.1201

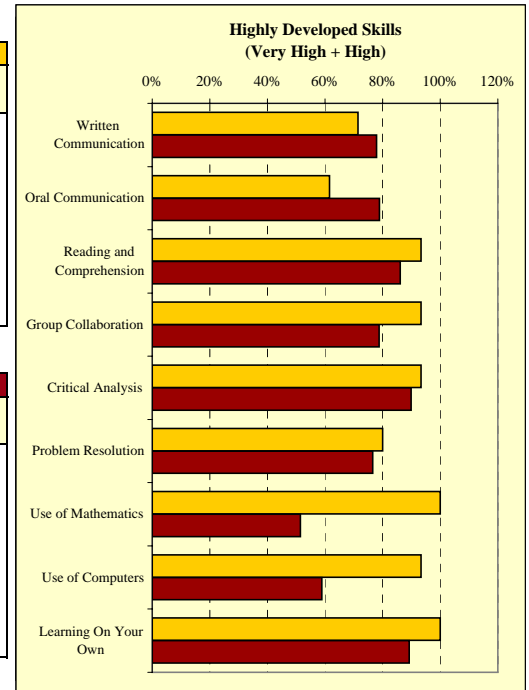
**SKILL DEVELOPMENT**

14a.

To what degree did program help you develop the following skills?	14.1201				# Resp.
	Very High	High	Low	Very Low	
	Written Communication	7%	64%	29%	
Oral Communication	0%	62%	38%	0%	13
Reading and Comprehension	33%	60%	7%	0%	15
Group Collaboration	40%	53%	7%	0%	15
Critical Analysis	60%	33%	7%	0%	15
Problem Resolution	53%	27%	13%	7%	15
Use of Mathematics Appropriate to Field	87%	13%	0%	0%	15
Use of Computers Appropriate to Field	60%	33%	7%	0%	15
Learning On Your Own	67%	33%	0%	0%	15

14b.

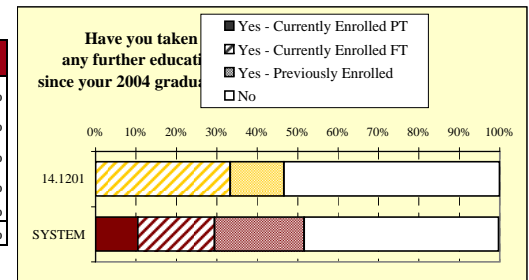
To what degree did program help you develop the following skills?	SYSTEM				# Resp.
	Very High	High	Low	Very Low	
	Written Communication	24%	54%	19%	
Oral Communication	23%	56%	19%	2%	7,662
Reading and Comprehension	31%	55%	12%	2%	7,627
Group Collaboration	32%	46%	18%	3%	7,670
Critical Analysis	41%	49%	9%	1%	7,885
Problem Resolution	21%	55%	21%	2%	7,577
Use of Mathematics Appropriate to Field	17%	35%	35%	14%	5,873
Use of Computers Appropriate to Field	20%	39%	31%	10%	6,615
Learning On Your Own	38%	52%	9%	2%	7,713



**FURTHER EDUCATION**

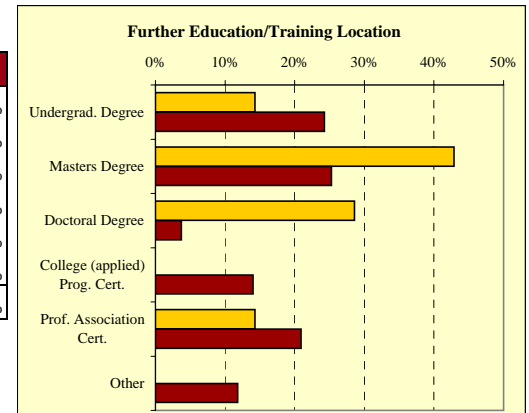
15.

Took further education since 2004 graduation	14.1201	SYSTEM
Yes:	7	47%
Not currently enrolled	2	13%
Currently enrolled full-time	5	33%
Currently enrolled part-time	-	0%
No	8	53%
Total	15	100%



16.

Type of Formal Post-Secondary Education	14.1201	SYSTEM
Undergraduate Degree	1	14%
Masters Degree	3	43%
Doctoral Degree	2	29%
College (applied) Program Certification	-	0%
Professional Association Certification	1	14%
Other	-	0%
Total Respondents	7	100%



Detailed Summary of Survey Results

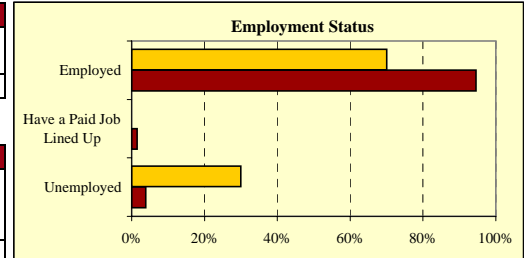
All Institutions

6 Digit CIP: 14.1201: Engineering Physics

■ SYSTEM  
■ 14.1201

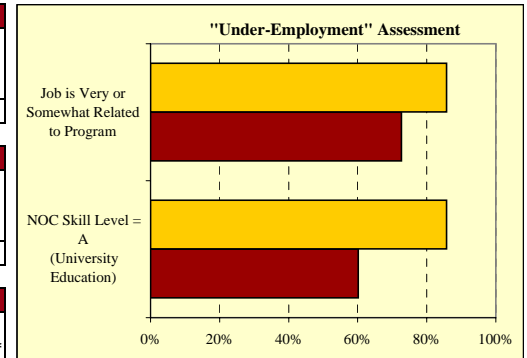
EMPLOYMENT

17. Labour Force Status:	14.1201	SYSTEM
In Labour Force (working or seeking work)	10 67%	7,092 89%
Not in Labour Force	5 33%	905 11%
Grand Total	15 100%	7,997 100%



18. Employment Status of those IN Labour Force:	14.1201	SYSTEM
Employed	7 70%	6,707 95%
Have a Paid Job Lined Up	- 0%	109 2%
Unemployed	3 30%	276 4%
Total Labour Force	10 100%	7,092 100%

19. Status of Graduates NOT in Labour Force:	14.1201	SYSTEM
Attending School FT	4 80%	677 75%
Attending School PT	- 0%	32 4%
Other	1 20%	196 22%
Total NOT in Labour Force	5 100%	905 100%

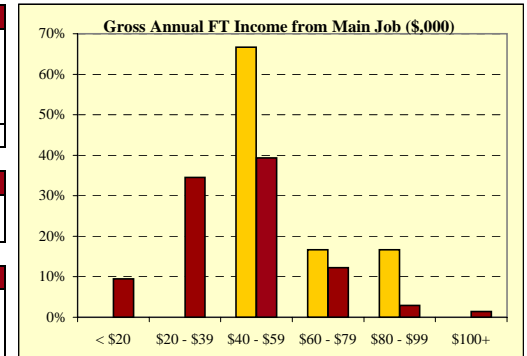


20. Employment Type:	14.1201	SYSTEM
Paid worker	6 86%	6,048 90%
Self-employed	1 14%	356 5%
Both a paid worker and self-employed	- 0%	300 4%
Total Employed	7 100%	6,707 100%

21. Job Characteristics:	14.1201	SYSTEM
I hold more than one job	- 0%*	1,333 20%
My main job is full-time (>= 30 hours per week)	7 100%**	5,464 84%*

\* of total employed      \*\* of those who provided data on hours/week worked

22. How related is your main job to your program?:	14.1201	SYSTEM
Very Related	- 0%	3,006 45%
Somewhat Related	6 86%	1,865 28%
Not Very Related	1 14%	810 12%
Not At All Related	- 0%	1,020 15%
Total	7 100%	6,701 100%



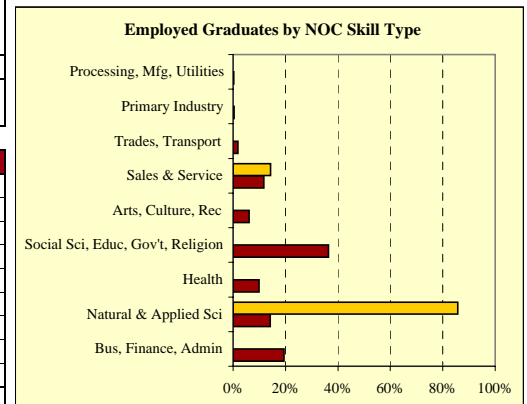
23. "Under-employment" Assessment:	14.1201	SYSTEM
Job is very or somewhat related to program	6 86%	4,871 73%
NOC Skill Level = A (University Education)	6 86%	3,972 60%

\* of total valid responses

24. Gross Annual Income from Main Job:*	14.1201	SYSTEM
Less than \$20,000	- 0%	552 9%
\$20,000 to \$39,999	- 0%	2,009 35%
\$40,000 to \$59,999	4 67%	2,290 39%
\$60,000 to \$79,999	1 17%	714 12%
\$80,000 to \$99,999	1 17%	171 3%
\$100,000 and Above	- 0%	85 1%
Total	6 100%	5,821 100%
Median Annual Income (full-time)	\$52,000	\$43,000
Average Annual Income (full-time)	\$58,667	\$46,444

\* where data provided

25. NOC Skill Type of Main Job:	14.1201	SYSTEM
Business, Finance and Administration	- 0%	1,274 19%
Natural and Applied Sciences and Related	6 86%	927 14%
Health	- 0%	650 10%
Social Sciences, Educ., Gov't Services, Religion	- 0%	2,389 36%
Arts, Culture, Recreation and Sport	- 0%	404 6%
Sales and Service	1 14%	772 12%
Trades, Transport and Equip. Operators and Related	- 0%	117 2%
Unique to the Primary Industry	- 0%	21 0%
Unique to Processing, Manufacturing and Utilities	- 0%	18 0%
Total	7 100%	6,572 100%



Detailed Summary of Survey Results

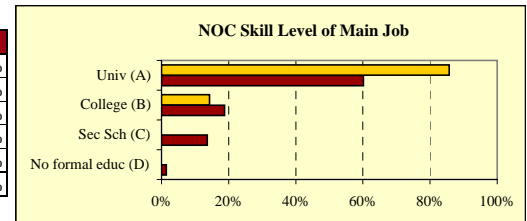
All Institutions

6 Digit CIP: 14.1201: Engineering Physics

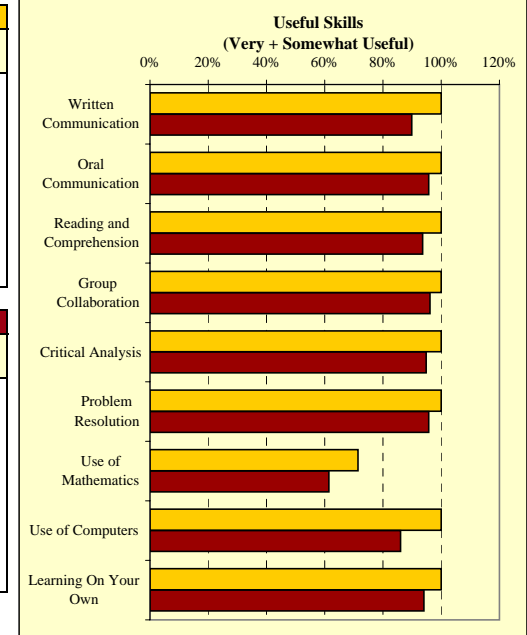
SYSTEM  
14.1201

EMPLOYMENT, continued

26. NOC Skill Level of Main Job:	14.1201		SYSTEM	
A. University education	6	86%	3,972	60%
B. College education/trade apprenticeship	1	14%	1,240	19%
C. Secondary school + job-specific training	-	0%	899	14%
D. No formal education	-	0%	92	1%
No skill level assigned (management)	-	0%	397	6%
Total	7	100%	6,600	100%



27a. How useful are the following skills and abilities in doing your main job?	14.1201					# Resp.
	Very Useful	Somewhat Useful	Not Very Useful	Not at all Useful		
Written Communication	43%	57%	0%	0%		7
Oral Communication	57%	43%	0%	0%		7
Reading and Comprehension	43%	57%	0%	0%		7
Group Collaboration	71%	29%	0%	0%		7
Critical Analysis	71%	29%	0%	0%		7
Problem Resolution	86%	14%	0%	0%		7
Use of Mathematics Appropriate to Field	43%	29%	14%	14%		7
Use of Computers Appropriate to Field	86%	14%	0%	0%		7
Learning On Your Own	86%	14%	0%	0%		7



27b. How useful are the following skills and abilities in doing your main job?	SYSTEM					# Resp.
	Very Useful	Somewhat Useful	Not Very Useful	Not at all Useful		
Written Communication	67%	23%	6%	4%		6,696
Oral Communication	77%	19%	3%	1%		6,696
Reading and Comprehension	70%	23%	4%	2%		6,696
Group Collaboration	79%	17%	3%	1%		6,699
Critical Analysis	74%	20%	3%	2%		6,698
Problem Resolution	75%	20%	3%	1%		6,693
Use of Mathematics Appropriate to Field	25%	36%	22%	17%		6,675
Use of Computers Appropriate to Field	56%	30%	8%	6%		6,688
Learning On Your Own	68%	26%	4%	2%		6,690

28a. Top 10 Full-time Occupations of 14.1201 Graduates:	14.1201	
NOC Skill Level Description	% Employed FT in this Occ.**	Median FT Salary
2173 A Software Engineers	29%	\$52,000
* * * * *		

\*data not displayed where n < 2

\*\*percentages cited are of those for whom occupational data was provided, full-time and part-time

28b. Top 10 Full-time Occupations of Graduates from All Institutions:	SYSTEM	
NOC Skill Level Description	% Employed FT in this Occ.**	Median FT Salary
4141 A Secondary School Teachers	8%	\$42,000
4142 A Elem & Kindergarten Teacher	7%	\$40,000
3152 A Registered Nurses	5%	\$56,330
1111 A Financial Auditors & Acnts	3%	\$42,500
2174 A Computer Programmers/Interactive Media Developers	2%	\$50,000
5124 A Occhs in Public Relations & Comm	2%	\$42,000
4112 A Lawyers & Quebec Notaries	2%	\$70,000
1232 B Loan Officers	1%	\$40,000
2173 A Software Engineers	1%	\$56,000
4152 A Social Workers	1%	\$48,000

\*data not displayed where n < 2

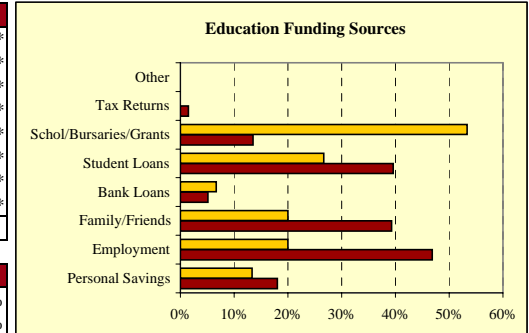
\*\*percentages cited are of those for whom occupational data was provided, full-time and part-time

**Detailed Summary of Survey Results**  
**All Institutions**  
**6 Digit CIP: 14.1201: Engineering Physics**

■ SYSTEM  
 ■ 14.1201

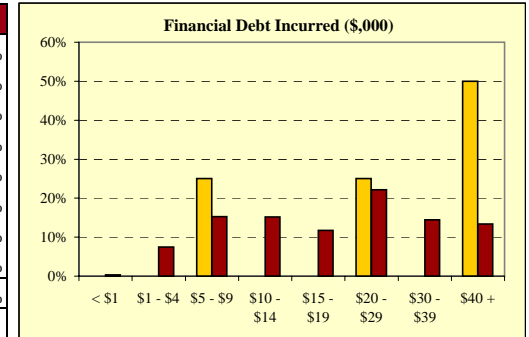
**EDUCATION FINANCING**

29. Education Funding Sources (2 sources per respondent):	14.1201	SYSTEM
Personal Savings	2 13%*	1,444 18%*
Employment	3 20%*	3,752 47%*
Family/Friends	3 20%*	3,146 39%*
Bank Loans	1 7%*	409 5%*
Student Loans	4 27%*	3,168 40%*
Scholarships/Bursaries/Grants	8 53%*	1,082 14%*
Tax Returns	- 0%*	120 1%*
Other	- 0%*	- 0%*
<b>Total Respondents</b>	<b>15</b>	<b>8,009</b>

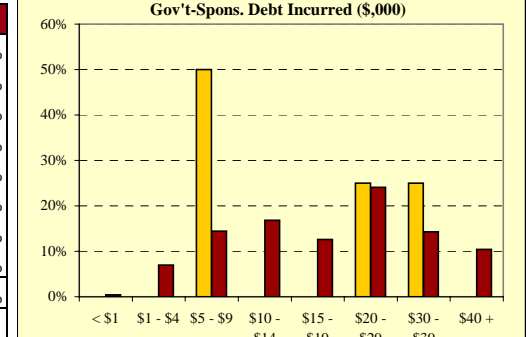


30. Financial Debt Incurred to Finance Univ. Education:	14.1201	SYSTEM
Incurred any form of financial debt	4 27%*	3,818 48%
Incurred government-sponsored student loan debt	4 27%*	3,190 40%

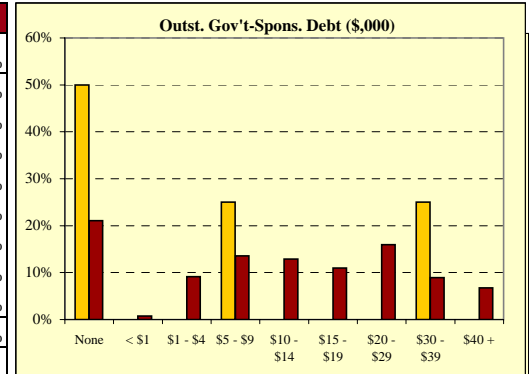
31. Financial Debt Amount:*	14.1201	SYSTEM
< \$1,000	- 0%	12 0%
\$1,000 to \$4,999	- 0%	284 7%
\$5,000 to \$9,999	1 25%	582 15%
\$10,000 to \$14,999	- 0%	581 15%
\$15,000 to \$19,999	- 0%	449 12%
\$20,000 to \$29,999	1 25%	847 22%
\$30,000 to \$39,999	- 0%	552 14%
\$40,000 or More	2 50%	511 13%
<b>Total</b>	<b>4 100%</b>	<b>3,818 100%</b>
<b>Median Financial Debt</b>	<b>\$32,500</b>	<b>\$20,000</b>



32. Government-Sponsored Student Loan Debt Amount:*	14.1201	SYSTEM
< \$1,000	- 0%	14 0%
\$1,000 to \$4,999	- 0%	222 7%
\$5,000 to \$9,999	2 50%	460 14%
\$10,000 to \$14,999	- 0%	537 17%
\$15,000 to \$19,999	- 0%	402 13%
\$20,000 to \$29,999	1 25%	768 24%
\$30,000 to \$39,999	1 25%	455 14%
\$40,000 or More	- 0%	332 10%
<b>Total</b>	<b>4 100%</b>	<b>3,190 100%</b>
<b>Median Gov't-Sponsored Student Loan Debt</b>	<b>\$14,500</b>	<b>\$18,000</b>



33. Outstanding Gov't-Sponsored Loan Debt Amount:*	14.1201	SYSTEM
None - Loan repaid in full	2 50%	644 21%
< \$1,000	- 0%	22 1%
\$1,000 to \$4,999	- 0%	280 9%
\$5,000 to \$9,999	1 25%	414 14%
\$10,000 to \$14,999	- 0%	395 13%
\$15,000 to \$19,999	- 0%	336 11%
\$20,000 to \$29,999	- 0%	487 16%
\$30,000 to \$39,999	1 25%	273 9%
\$40,000 or More	- 0%	207 7%
<b>Total</b>	<b>4 100%</b>	<b>3,058 100%</b>
<b>Median Gov't-Sponsored Loan Debt Outstanding</b>	<b>\$4,500</b>	<b>\$11,000</b>



\* Percentage of respondents who identified this source

\* Percentage of respondents who provided data

\*includes only cases where financial debt was incurred

\*includes only cases where government-sponsored debt was incurred

\*includes only cases where government-sponsored debt was incurred, and valid "amount remaining" was provided

Detailed Summary of Survey Results

All Institutions

6 Digit CIP: 14.1201: Engineering Physics

■ SYSTEM  
■ 14.1201

SPECIAL SECTION ON INTERNATIONAL EDUCATION

42. In your employment since graduation, how important has it been for you to understand the following international skills/issues?

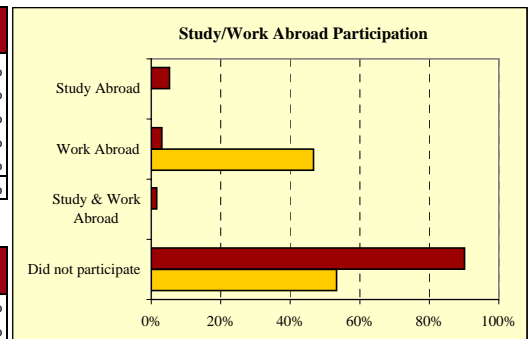
International Skill	14.1201						SYSTEM					
	Very Important	Important	Not Very Important	Not at all Important	Not Applicable	Total Resp.	Very Important	Important	Not Very Important	Not at all Important	Not Applicable	Total Resp.
Speak a second language	7%	53%	13%	20%	7%	15	20%	22%	28%	28%	2%	7966
International Business Practices	7%	50%	7%	36%	0%	14	13%	27%	32%	28%	0%	7817
Global Issues	7%	36%	29%	29%	0%	14	26%	38%	22%	14%	0%	7835
Interconnections between local and global issues	14%	50%	21%	14%	0%	14	29%	41%	18%	12%	0%	7835
Knowledge and traditions of other countries and cultures	21%	36%	14%	29%	0%	14	40%	35%	16%	10%	0%	7840

43. How helpful was the institution in preparing you with the following international skills?

International Skill	14.1201						SYSTEM					
	Very Helpful	Helpful	Not Very Helpful	Not at all Helpful	Not Applicable	Total Resp.	Very Helpful	Helpful	Not Very Helpful	Not at all Helpful	Not Applicable	Total Resp.
Speak a second language	13%	13%	13%	33%	27%	15	5%	12%	18%	18%	48%	7985
International Business Practices	7%	20%	33%	40%	0%	15	6%	23%	34%	37%	0%	7838
Global Issues	13%	33%	33%	20%	0%	15	20%	47%	20%	13%	0%	7946
Interconnections between local and global issues	13%	33%	27%	27%	0%	15	19%	47%	22%	12%	0%	7930
Knowledge and traditions of other countries and cultures	20%	40%	27%	13%	0%	15	20%	46%	22%	11%	0%	7942

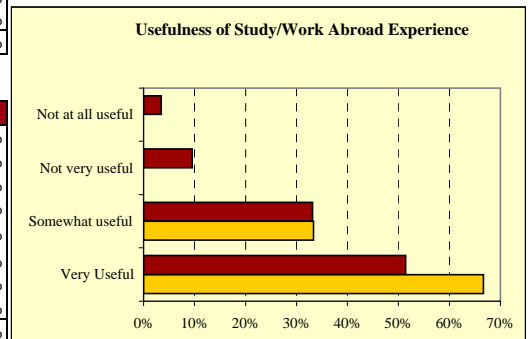
44. Did you study or work abroad during your program?

	14.1201	SYSTEM
Yes:		
Study Abroad	7	47%
Work Abroad	-	0%
Study and work abroad	7	47%
No	8	53%
Total	15	100%



45. Usefulness of study or work abroad experiences to current job:\*

	14.1201	SYSTEM
Very Useful	4	67%
Somewhat useful	2	33%
Not very useful	-	0%
Not at all useful	-	0%
Total	6	100%



46. Reasons why you did not study or work abroad:

	14.1201	SYSTEM
Not aware these opportunities exist	-	0%
Financial reasons	2	25%
Extended degree completion time	1	13%
Personal reasons (i.e. employment, family)	-	0%
No opportunities/Limited opportunities	2	25%
Not interested/ relevant/ required/ attractive	2	25%
Conflicts with schooling (course load too heavy)	1	13%
Other	-	0%
Total	8	100%

\*excludes cases where student has not had job since graduation