

B.C. University Student Outcomes 2006 Survey of 2004 Baccalaureate Graduates

Detailed Summary of Survey Results

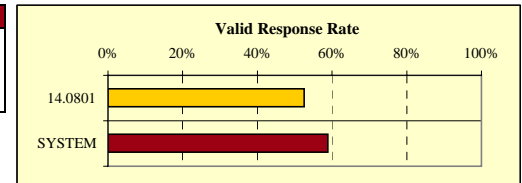
All Institutions

6 Digit CIP: 14.0801: Civil Engineering, General

SYSTEM
14.0801

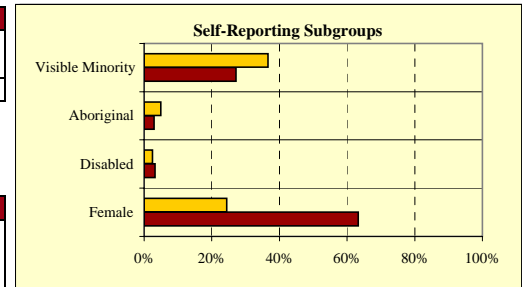
RESPONSE RATE

1. Survey Response Rate:	14.0801	SYSTEM
2004 Baccalaureate Graduates Survey Cohort	96	15,605
Net Frame	78	13,595
Survey Respondents and Valid Response Rate	41 53%	8,009 59%

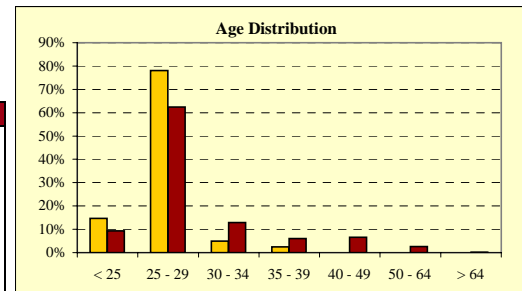


DEMOGRAPHIC INFORMATION

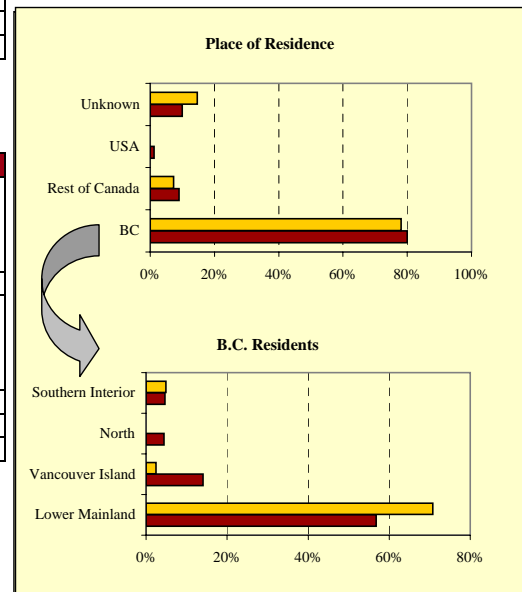
2. Gender:	14.0801	SYSTEM
Male	31 76%	2,941 37%
Female	10 24%	5,067 63%
Total	41 100%	8,008 100%



3. Self-Reporting Subgroups:	14.0801	SYSTEM
Disabled	1 2%	260 3%
Aboriginal	2 5%	232 3%
Visible Minority	15 37%	2,172 27%



4. Age (at time of survey):	14.0801	SYSTEM
< 25	6 15%	748 9%
25 to 29	32 78%	4,997 62%
30 to 34	2 5%	1,036 13%
35 to 39	1 2%	478 6%
40 to 49	- 0%	528 7%
50 to 64	- 0%	213 3%
> 64	- 0%	9 0%
Unknown	- 0%	- 0%
Total	41 100%	8,009 100%
Mean Age:	26.6	29.0



5. Place of Residence (at time of survey):	14.0801	SYSTEM
BC - Lower Mainland	29 71%	4,549 57%
BC - Vancouver Island	1 2%	1,124 14%
BC - North	- 0%	353 4%
BC - Southern Interior	2 5%	376 5%
BC Subtotal	32 78%	6,402 80%
Canada - Alberta	1 2%	310 4%
Canada - Ontario	1 2%	240 3%
Canada - Other	1 2%	164 2%
U.S.A.	- 0%	94 1%
Non-BC Subtotal	3 7%	808 10%
Unknown	6 15%	799 10%
Total	41 100%	8,009 100%

Detailed Summary of Survey Results

All Institutions

6 Digit CIP: 14.0801: Civil Engineering, General

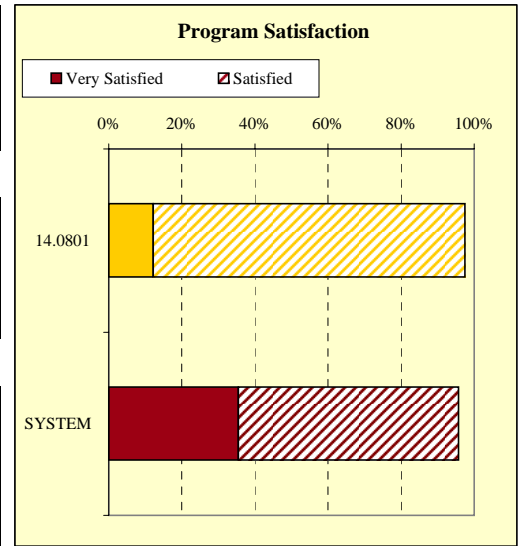
■ SYSTEM
■ 14.0801

EDUCATION EVALUATION AND SKILL DEVELOPMENT

6. Usefulness of Knowledge, Skills, and Abilities Acquired during Program in Work:	14.0801	SYSTEM
Very Useful	11 28%	2,934 44%
Somewhat Useful	27 69%	2,942 44%
Not Very Useful	1 3%	565 8%
Not at All Useful	- 0%	247 4%

7. Usefulness of Knowledge, Skills, and Abilities Acquired during Program in Day-to-day Life:	14.0801	SYSTEM
Very Useful	6 15%	2,013 30%
Somewhat Useful	21 54%	3,611 54%
Not Very Useful	10 26%	890 13%
Not at All Useful	2 5%	179 3%

8. Program Satisfaction:	14.0801	SYSTEM
Very Satisfied	5 12%	2,832 35%
Satisfied	35 85%	4,816 60%
Dissatisfied	1 2%	288 4%
Very Dissatisfied	- 0%	51 1%
Total	41 100%	7987 100%



9. Would you select the same program again?	14.0801	SYSTEM
Yes	36 90%	6,053 79%
No, because . . . (multiple response question)	4	1,565
. . . interests have changed	2 18%*	468 17%*
. . . courses were not practical	3 27%*	597 22%*
. . . little or no career opportunities	1 9%*	505 18%*
. . . other	5 45%*	1,197 43%*

* Percent of total responses, among those who would not take program again

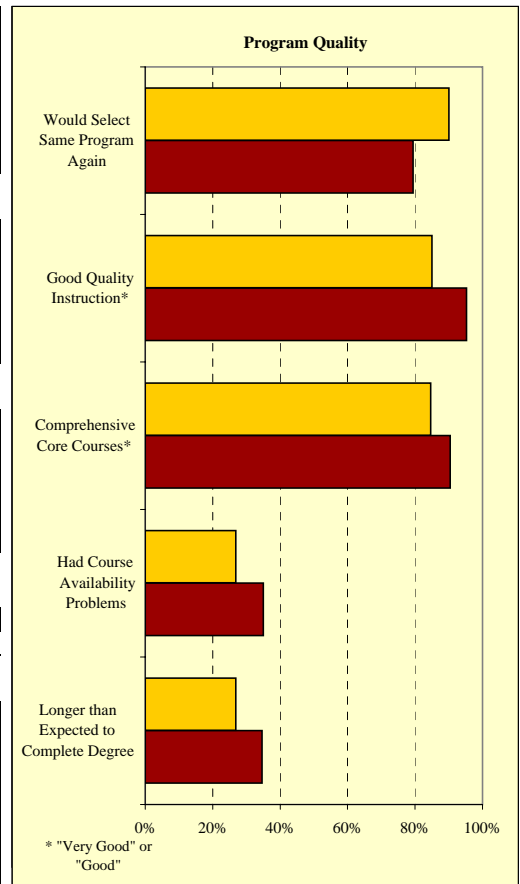
10. Quality of Instruction:	14.0801	SYSTEM
Very Good	6 15%	2,490 31%
Good	28 70%	5,096 64%
Poor	6 15%	348 4%
Very Poor	- 0%	28 0%
Total	40 100%	7,962 100%

11. Comprehensiveness of Core Courses:	14.0801	SYSTEM
Very Good	6 15%	2,045 26%
Good	27 69%	5,069 64%
Poor	6 15%	704 9%
Very Poor	- 0%	53 1%
Total	39 100%	7,871 100%

12. Course Availability:	14.0801	SYSTEM
Encountered course availability problems	11 27%	2,753 35%

13. Degree Completion:	14.0801	SYSTEM
Took longer than expected to complete degree	11 27%	2,770 35%
Top 4 reasons for prolonged degree completion (multiple response question):		
Personal or family reasons	- 0%*	401 8%*
Financial reasons / work	- 0%*	468 9%*
Change of major/program/specialization	1 6%*	403 8%*
Involvement in co-op program extended completion time	7 44%*	451 9%*
Other reason(s)	8 50%*	3,253 65%*

* Percent of total responses, among those who took longer than expected to complete degree



Detailed Summary of Survey Results

All Institutions

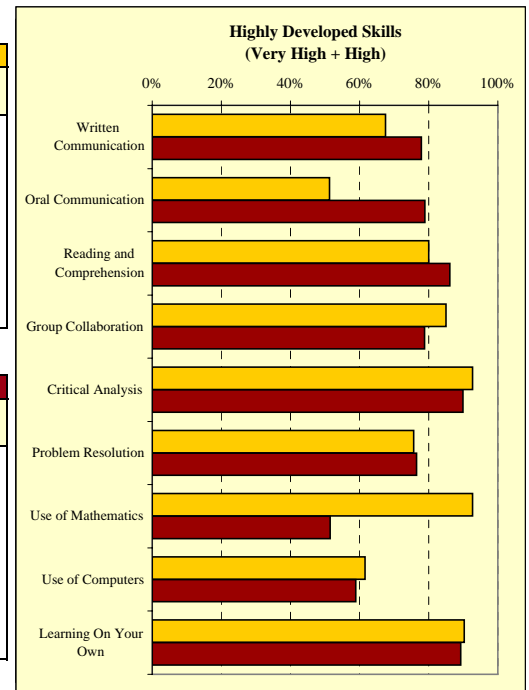
6 Digit CIP: 14.0801: Civil Engineering, General

SYSTEM
14.0801

SKILL DEVELOPMENT

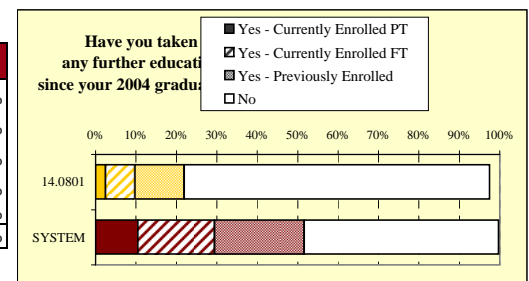
14a. To what degree did program help you develop the following skills?	14.0801					# Resp.
	Very High	High	Low	Very Low		
	Written Communication	8%	60%	20%	13%	
Oral Communication	0%	51%	46%	3%	39	
Reading and Comprehension	23%	58%	20%	0%	40	
Group Collaboration	25%	60%	15%	0%	41	
Critical Analysis	37%	56%	5%	2%	41	
Problem Resolution	12%	63%	22%	2%	41	
Use of Mathematics Appropriate to Field	39%	54%	5%	2%	41	
Use of Computers Appropriate to Field	18%	44%	38%	0%	39	
Learning On Your Own	32%	59%	7%	2%	41	

14b. To what degree did program help you develop the following skills?	SYSTEM					# Resp.
	Very High	High	Low	Very Low		
	Written Communication	24%	54%	19%	3%	
Oral Communication	23%	56%	19%	2%	7,662	
Reading and Comprehension	31%	55%	12%	2%	7,627	
Group Collaboration	32%	46%	18%	3%	7,670	
Critical Analysis	41%	49%	9%	1%	7,885	
Problem Resolution	21%	55%	21%	2%	7,577	
Use of Mathematics Appropriate to Field	17%	35%	35%	14%	5,873	
Use of Computers Appropriate to Field	20%	39%	31%	10%	6,615	
Learning On Your Own	38%	52%	9%	2%	7,713	

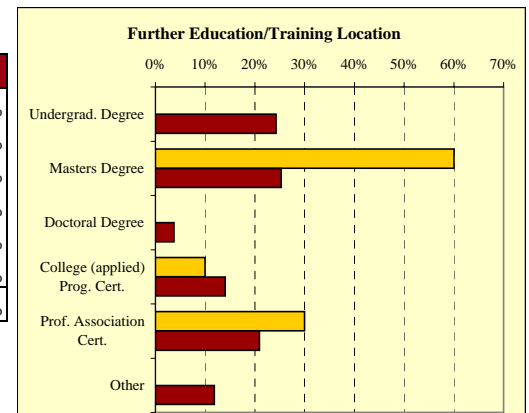


FURTHER EDUCATION

15. Took further education since 2004 graduation	14.0801	SYSTEM
Yes:		
Not currently enrolled	10	4,158
Currently enrolled full-time	5	1,779
Currently enrolled part-time	3	1,520
No	31	3,851
Total	41	8,009



16. Type of Formal Post-Secondary Education	14.0801	SYSTEM
Undergraduate Degree	-	995
Masters Degree	6	1,036
Doctoral Degree	-	152
College (applied) Program Certification	1	575
Professional Association Certification	3	858
Other	-	485
Total Respondents	10	4,101



Detailed Summary of Survey Results

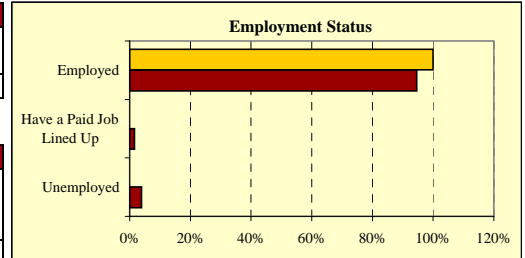
All Institutions

6 Digit CIP: 14.0801: Civil Engineering, General

SYSTEM
14.0801

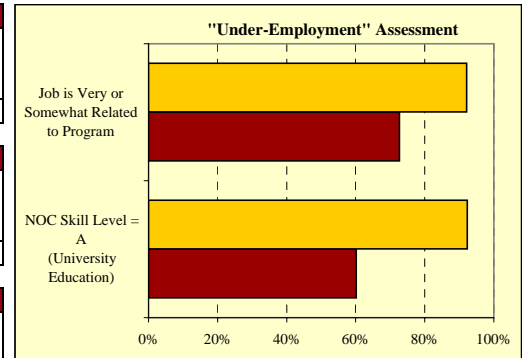
EMPLOYMENT

17. Labour Force Status:	14.0801	SYSTEM
In Labour Force (working or seeking work)	39 95%	7,092 89%
Not in Labour Force	2 5%	905 11%
Grand Total	41 100%	7,997 100%



18. Employment Status of those IN Labour Force:	14.0801	SYSTEM
Employed	39 100%	6,707 95%
Have a Paid Job Lined Up	- 0%	109 2%
Unemployed	- 0%	276 4%
Total Labour Force	39 100%	7,092 100%

19. Status of Graduates NOT in Labour Force:	14.0801	SYSTEM
Attending School FT	2 100%	677 75%
Attending School PT	- 0%	32 4%
Other	- 0%	196 22%
Total NOT in Labour Force	2 100%	905 100%

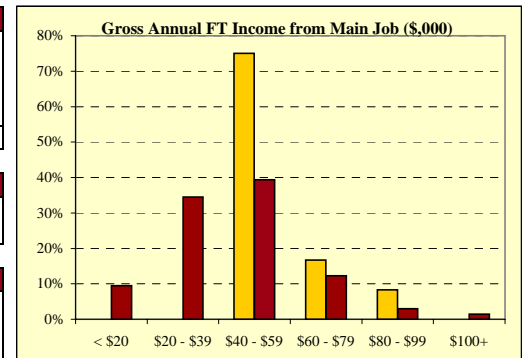


20. Employment Type:	14.0801	SYSTEM
Paid worker	39 100%	6,048 90%
Self-employed	- 0%	356 5%
Both a paid worker and self-employed	- 0%	300 4%
Total Employed	39 100%	6,707 100%

21. Job Characteristics:	14.0801	SYSTEM
I hold more than one job	- 0%*	1,333 20%
My main job is full-time (>= 30 hours per week)	39 100%**	5,464 84%*

* of total employed ** of those who provided data on hours/week worked

22. How related is your main job to your program?:	14.0801	SYSTEM
Very Related	27 71%	3,006 45%
Somewhat Related	8 21%	1,865 28%
Not Very Related	2 5%	810 12%
Not At All Related	1 3%	1,020 15%
Total	38 100%	6,701 100%



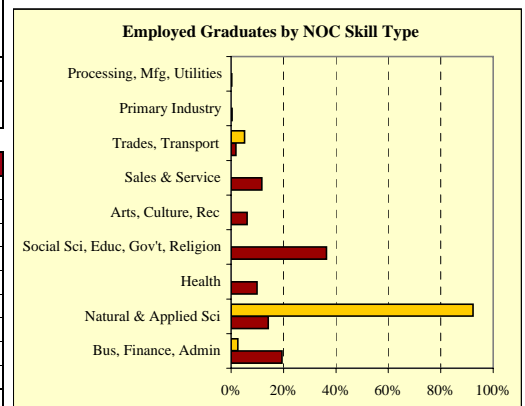
23. "Under-employment" Assessment:	14.0801	SYSTEM
Job is very or somewhat related to program	35 92%	4,871 73%
NOC Skill Level = A (University Education)	36 92%	3,972 60%

* of total valid responses

24. Gross Annual Income from Main Job:*	14.0801	SYSTEM
Less than \$20,000	- 0%	552 9%
\$20,000 to \$39,999	- 0%	2,009 35%
\$40,000 to \$59,999	27 75%	2,290 39%
\$60,000 to \$79,999	6 17%	714 12%
\$80,000 to \$99,999	3 8%	171 3%
\$100,000 and Above	- 0%	85 1%
Total	36 100%	5,821 100%
Median Annual Income (full-time)	\$55,000	\$43,000
Average Annual Income (full-time)	\$56,142	\$46,444

* where data provided

25. NOC Skill Type of Main Job:	14.0801	SYSTEM
Business, Finance and Administration	1 3%	1,274 19%
Natural and Applied Sciences and Related	36 92%	927 14%
Health	- 0%	650 10%
Social Sciences, Educ., Gov't Services, Religion	- 0%	2,389 36%
Arts, Culture, Recreation and Sport	- 0%	404 6%
Sales and Service	- 0%	772 12%
Trades, Transport and Eqp. Operators and Related	2 5%	117 2%
Unique to the Primary Industry	- 0%	21 0%
Unique to Processing, Manufacturing and Utilities	- 0%	18 0%
Total	39 100%	6,572 100%



Detailed Summary of Survey Results

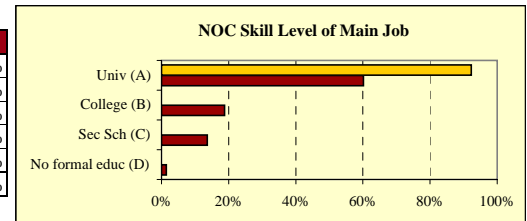
All Institutions

6 Digit CIP: 14.0801: Civil Engineering, General

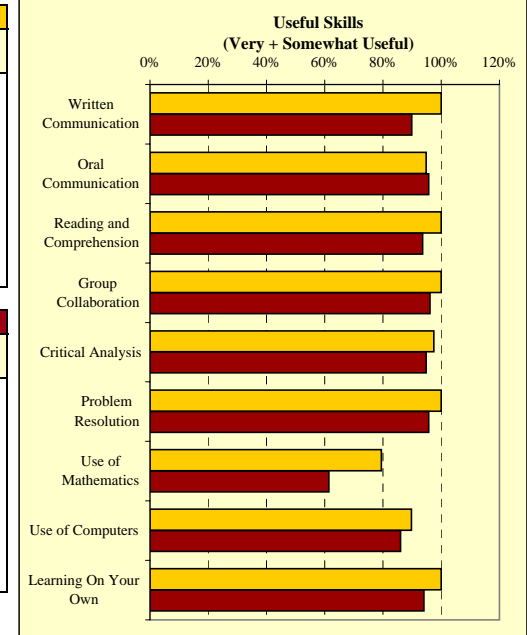
SYSTEM
14.0801

EMPLOYMENT, continued

26. NOC Skill Level of Main Job:	14.0801	SYSTEM
A. University education	36 92%	3,972 60%
B. College education/trade apprenticeship	- 0%	1,240 19%
C. Secondary school + job-specific training	- 0%	899 14%
D. No formal education	- 0%	92 1%
No skill level assigned (management)	3 8%	397 6%
Total	39 100%	6,600 100%



27a. How useful are the following skills and abilities in doing your main job?	14.0801					#
	Very Useful	Somewhat Useful	Not Very Useful	Not at all Useful	Resp.	
Written Communication	72%	28%	0%	0%	39	39
Oral Communication	82%	13%	5%	0%	39	39
Reading and Comprehension	77%	23%	0%	0%	39	39
Group Collaboration	85%	15%	0%	0%	39	39
Critical Analysis	82%	15%	3%	0%	39	39
Problem Resolution	69%	31%	0%	0%	39	39
Use of Mathematics Appropriate to Field	46%	33%	10%	10%	39	39
Use of Computers Appropriate to Field	56%	33%	10%	0%	39	39
Learning On Your Own	85%	15%	0%	0%	39	39



27b. How useful are the following skills and abilities in doing your main job?	SYSTEM					#
	Very Useful	Somewhat Useful	Not Very Useful	Not at all Useful	Resp.	
Written Communication	67%	23%	6%	4%	6,696	6,696
Oral Communication	77%	19%	3%	1%	6,696	6,696
Reading and Comprehension	70%	23%	4%	2%	6,696	6,696
Group Collaboration	79%	17%	3%	1%	6,699	6,699
Critical Analysis	74%	20%	3%	2%	6,698	6,698
Problem Resolution	75%	20%	3%	1%	6,693	6,693
Use of Mathematics Appropriate to Field	25%	36%	22%	17%	6,675	6,675
Use of Computers Appropriate to Field	56%	30%	8%	6%	6,688	6,688
Learning On Your Own	68%	26%	4%	2%	6,690	6,690

28a. Top 10 Full-time Occupations of 14.0801 Graduates:	14.0801		
NOC	NOC Skill Level Description	% Employed FT in this Occ.**	Median FT Salary
2131	A Civil Engineers	72%	\$56,080
2144	A Geological Engineers	10%	\$50,000
0711	N/A Construction Managers	5%	\$63,500
*			
*			
*			
*			
*			
*			

*data not displayed where n < 2

**percentages cited are of those for whom occupational data was provided, full-time and part-time

28b. Top 10 Full-time Occupations of Graduates from All Institutions:	SYSTEM		
NOC	NOC Skill Level Description	% Employed FT in this Occ.**	Median FT Salary
4141	A Secondary School Teachers	8%	\$42,000
4142	A Elem & Kindergarten Teacher	7%	\$40,000
3152	A Registered Nurses	5%	\$56,330
1111	A Financial Auditors & Acnts	3%	\$42,500
2174	A Computer Programmers/Interactive Media Developers	2%	\$50,000
5124	A Occs in Public Relations & Comm	2%	\$42,000
4112	A Lawyers & Quebec Notaries	2%	\$70,000
1232	B Loan Officers	1%	\$40,000
2173	A Software Engineers	1%	\$56,000
4152	A Social Workers	1%	\$48,000

*data not displayed where n < 2

**percentages cited are of those for whom occupational data was provided, full-time and part-time

Detailed Summary of Survey Results

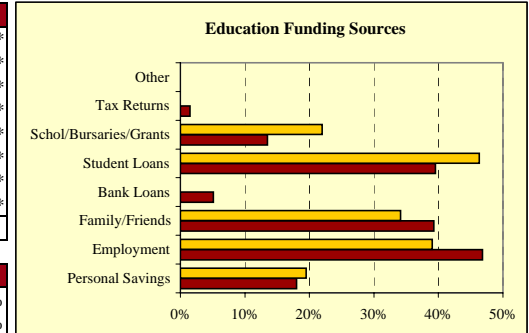
All Institutions

6 Digit CIP: 14.0801: Civil Engineering, General

SYSTEM
14.0801

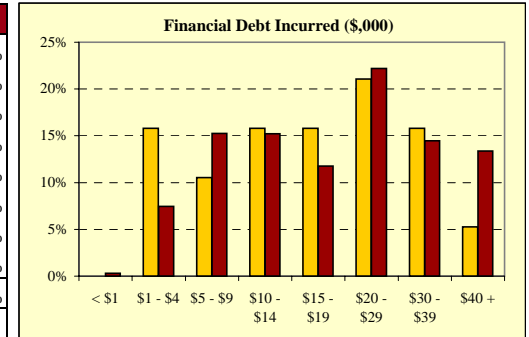
EDUCATION FINANCING

29. Education Funding Sources (2 sources per respondent):	14.0801	SYSTEM
Personal Savings	8 20%*	1,444 18%*
Employment	16 39%*	3,752 47%*
Family/Friends	14 34%*	3,146 39%*
Bank Loans	- 0%*	409 5%*
Student Loans	19 46%*	3,168 40%*
Scholarships/Bursaries/Grants	9 22%*	1,082 14%*
Tax Returns	- 0%*	120 1%*
Other	- 0%*	- 0%*
Total Respondents	41	8,009

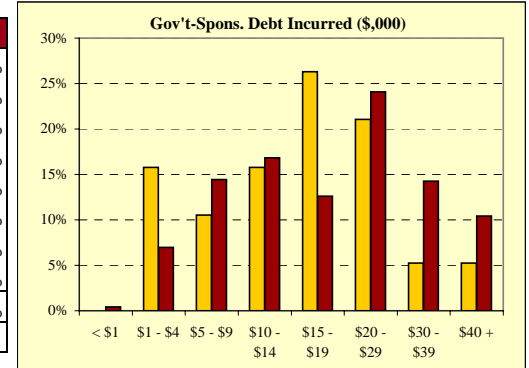


30. Financial Debt Incurred to Finance Univ. Education:	14.0801	SYSTEM
Incurred any form of financial debt	19 46%*	3,818 48%
Incurred government-sponsored student loan debt	19 46%*	3,190 40%

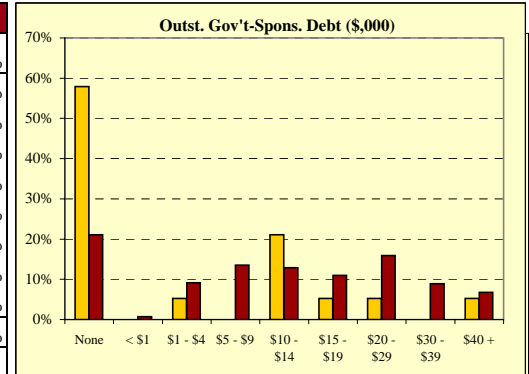
31. Financial Debt Amount:*	14.0801	SYSTEM
< \$1,000	- 0%	12 0%
\$1,000 to \$4,999	3 16%	284 7%
\$5,000 to \$9,999	2 11%	582 15%
\$10,000 to \$14,999	3 16%	581 15%
\$15,000 to \$19,999	3 16%	449 12%
\$20,000 to \$29,999	4 21%	847 22%
\$30,000 to \$39,999	3 16%	552 14%
\$40,000 or More	1 5%	511 13%
Total	19 100%	3,818 100%
Median Financial Debt	\$15,000	\$20,000



32. Government-Sponsored Student Loan Debt Amount:*	14.0801	SYSTEM
< \$1,000	- 0%	14 0%
\$1,000 to \$4,999	3 16%	222 7%
\$5,000 to \$9,999	2 11%	460 14%
\$10,000 to \$14,999	3 16%	537 17%
\$15,000 to \$19,999	5 26%	402 13%
\$20,000 to \$29,999	4 21%	768 24%
\$30,000 to \$39,999	1 5%	455 14%
\$40,000 or More	1 5%	332 10%
Total	19 100%	3,190 100%
Median Gov't-Sponsored Student Loan Debt	\$15,000	\$18,000



33. Outstanding Gov't-Sponsored Loan Debt Amount:*	14.0801	SYSTEM
None - Loan repaid in full	11 58%	644 21%
< \$1,000	- 0%	22 1%
\$1,000 to \$4,999	1 5%	280 9%
\$5,000 to \$9,999	- 0%	414 14%
\$10,000 to \$14,999	4 21%	395 13%
\$15,000 to \$19,999	1 5%	336 11%
\$20,000 to \$29,999	1 5%	487 16%
\$30,000 to \$39,999	- 0%	273 9%
\$40,000 or More	1 5%	207 7%
Total	19 100%	3,058 100%
Median Gov't-Sponsored Loan Debt Outstanding	\$0	\$11,000



* Percentage of respondents who identified this source

* Percentage of respondents who provided data

*includes only cases where financial debt was incurred

*includes only cases where government-sponsored debt was incurred

*includes only cases where government-sponsored debt was incurred, and valid "amount remaining" was provided

Detailed Summary of Survey Results

All Institutions

6 Digit CIP: 14.0801: Civil Engineering, General

■ SYSTEM
■ 14.0801

SPECIAL SECTION ON INTERNATIONAL EDUCATION

42. In your employment since graduation, how important has it been for you to understand the following international skills/issues?

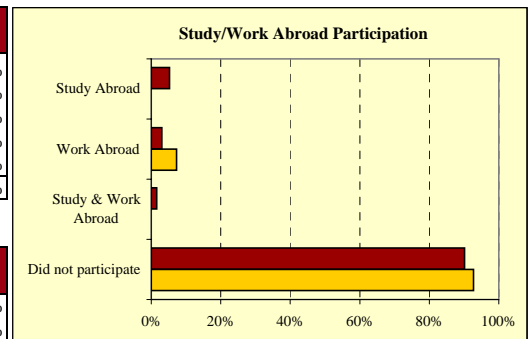
International Skill	14.0801						SYSTEM					
	Very Important	Important	Not Very Important	Not at all Important	Not Applicable	Total Resp.	Very Important	Important	Not Very Important	Not at all Important	Not Applicable	Total Resp.
Speak a second language	7%	15%	32%	46%	0%	41	20%	22%	28%	28%	2%	7966
International Business Practices	5%	49%	37%	10%	0%	41	13%	27%	32%	28%	0%	7817
Global Issues	7%	56%	22%	15%	0%	41	26%	38%	22%	14%	0%	7835
Interconnections between local and global issues	20%	56%	20%	5%	0%	41	29%	41%	18%	12%	0%	7835
Knowledge and traditions of other countries and cultures	12%	41%	37%	10%	0%	41	40%	35%	16%	10%	0%	7840

43. How helpful was the institution in preparing you with the following international skills?

International Skill	14.0801						SYSTEM					
	Very Helpful	Helpful	Not Very Helpful	Not at all Helpful	Not Applicable	Total Resp.	Very Helpful	Helpful	Not Very Helpful	Not at all Helpful	Not Applicable	Total Resp.
Speak a second language	2%	7%	20%	20%	51%	41	5%	12%	18%	18%	48%	7985
International Business Practices	0%	17%	41%	41%	0%	41	6%	23%	34%	37%	0%	7838
Global Issues	5%	41%	37%	17%	0%	41	20%	47%	20%	13%	0%	7946
Interconnections between local and global issues	7%	46%	32%	15%	0%	41	19%	47%	22%	12%	0%	7930
Knowledge and traditions of other countries and cultures	5%	22%	44%	29%	0%	41	20%	46%	22%	11%	0%	7942

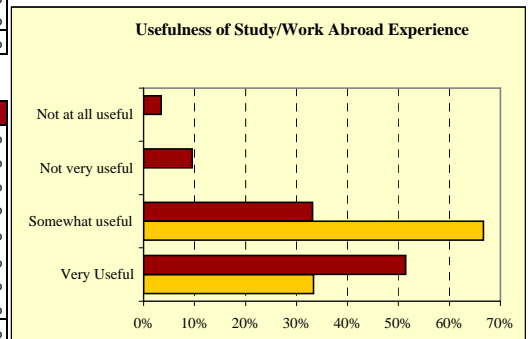
44. Did you study or work abroad during your program?

	14.0801	SYSTEM
Yes:		
Study Abroad	3	7%
Work Abroad	-	0%
Study and work abroad	3	7%
Study and work abroad	-	0%
No	38	93%
Total	41	100%



45. Usefulness of study or work abroad experiences to current job:*

	14.0801	SYSTEM
Very Useful	1	33%
Somewhat useful	2	67%
Not very useful	-	0%
Not at all useful	-	0%
Total	3	100%



46. Reasons why you did not study or work abroad:

	14.0801	SYSTEM
Not aware these opportunities exist	6	18%
Financial reasons	4	12%
Extended degree completion time	3	9%
Personal reasons (i.e. employment, family)	2	6%
No opportunities/Limited opportunities	2	6%
Not interested/ relevant/ required/ attractive	12	36%
Conflicts with schooling (course load too heavy)	4	12%
Other	-	0%
Total	33	100%