

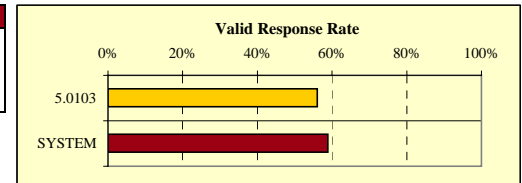
B.C. University Student Outcomes 2006 Survey of 2004 Baccalaureate Graduates

Detailed Summary of Survey Results
All Institutions
6 Digit CIP: 05.0103: Asian Studies

SYSTEM
05.0103

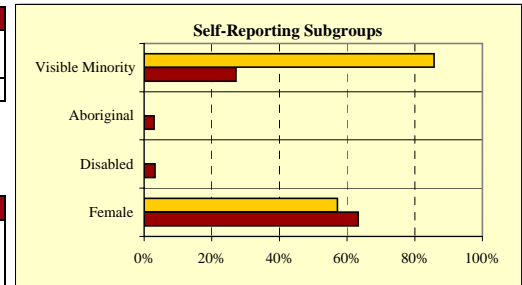
RESPONSE RATE

1. Survey Response Rate:	05.0103	SYSTEM
2004 Baccalaureate Graduates Survey Cohort	43	15,605
Net Frame	25	13,595
Survey Respondents and Valid Response Rate	14	56% 8,009



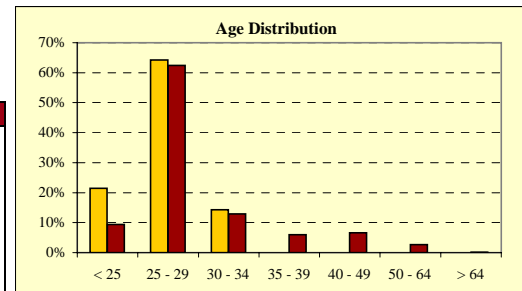
DEMOGRAPHIC INFORMATION

2. Gender:	05.0103	SYSTEM
Male	6	43% 2,941
Female	8	57% 5,067
Total	14	100% 8,008

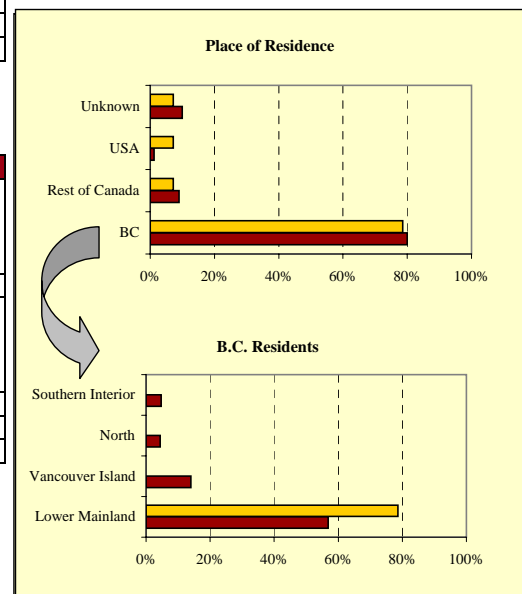


3. Self-Reporting Subgroups:	05.0103	SYSTEM
Disabled	-	0% 260
Aboriginal	-	0% 232
Visible Minority	12	86% 2,172

4. Age (at time of survey):	05.0103	SYSTEM
< 25	3	21% 748
25 to 29	9	64% 4,997
30 to 34	2	14% 1,036
35 to 39	-	0% 478
40 to 49	-	0% 528
50 to 64	-	0% 213
> 64	-	0% 9
Unknown	-	0% -
Total	14	100% 8,009
Mean Age:	26.2	29.0



5. Place of Residence (at time of survey):	05.0103	SYSTEM
BC - Lower Mainland	11	79% 4,549
BC - Vancouver Island	-	0% 1,124
BC - North	-	0% 353
BC - Southern Interior	-	0% 376
BC Subtotal	11	79% 6,402
Canada - Alberta	1	7% 310
Canada - Ontario	-	0% 240
Canada - Other	-	0% 164
U.S.A.	1	7% 94
Non-BC Subtotal	2	14% 808
Unknown	1	7% 799
Total	14	100% 8,009



Detailed Summary of Survey Results
All Institutions
6 Digit CIP: 05.0103: Asian Studies

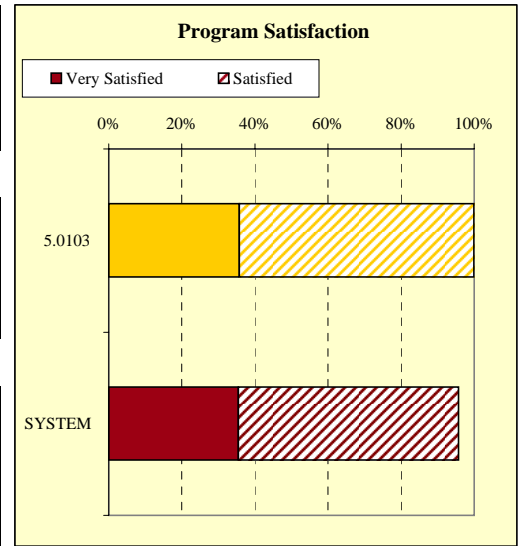
■ SYSTEM
 ■ 05.0103

EDUCATION EVALUATION AND SKILL DEVELOPMENT

6. Usefulness of Knowledge, Skills, and Abilities Acquired during Program in Work:	05.0103	SYSTEM
Very Useful	1 8%	2,934 44%
Somewhat Useful	7 58%	2,942 44%
Not Very Useful	2 17%	565 8%
Not at All Useful	2 17%	247 4%

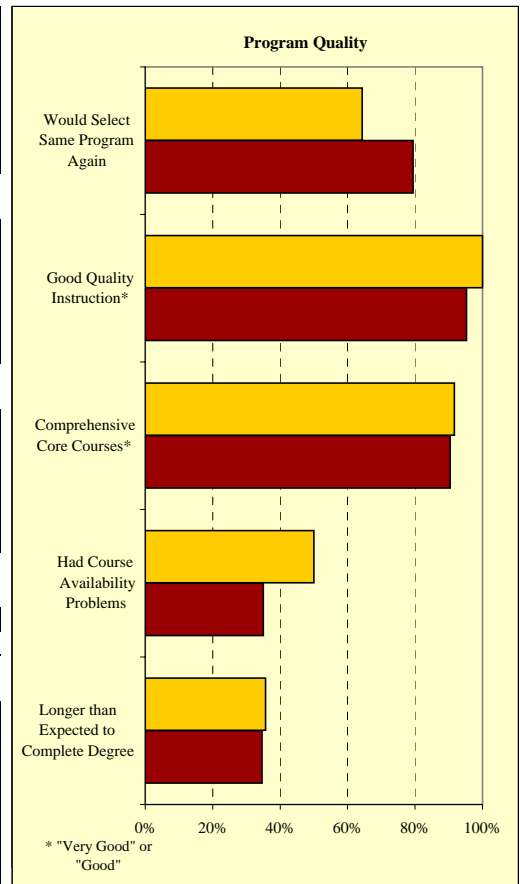
7. Usefulness of Knowledge, Skills, and Abilities Acquired during Program in Day-to-day Life:	05.0103	SYSTEM
Very Useful	3 25%	2,013 30%
Somewhat Useful	8 67%	3,611 54%
Not Very Useful	1 8%	890 13%
Not at All Useful	- 0%	179 3%

8. Program Satisfaction:	05.0103	SYSTEM
Very Satisfied	5 36%	2,832 35%
Satisfied	9 64%	4,816 60%
Dissatisfied	- 0%	288 4%
Very Dissatisfied	- 0%	51 1%
Total	14 100%	7,987 100%



9. Would you select the same program again?	05.0103	SYSTEM
Yes	9 64%	6,053 79%
No, because . . . (multiple response question)	5	1,565
. . . interests have changed	2 29%*	468 17%*
. . . courses were not practical	3 43%*	597 22%*
. . . little or no career opportunities	- 0%*	505 18%*
. . . other	2 29%*	1,197 43%*

* Percent of total responses, among those who would not take program again



10. Quality of Instruction:	05.0103	SYSTEM
Very Good	5 36%	2,490 31%
Good	9 64%	5,096 64%
Poor	- 0%	348 4%
Very Poor	- 0%	28 0%
Total	14 100%	7,962 100%

11. Comprehensiveness of Core Courses:	05.0103	SYSTEM
Very Good	4 33%	2,045 26%
Good	7 58%	5,069 64%
Poor	1 8%	704 9%
Very Poor	- 0%	53 1%
Total	12 100%	7,871 100%

12. Course Availability:	05.0103	SYSTEM
Encountered course availability problems	7 50%	2,753 35%

13. Degree Completion:	05.0103	SYSTEM
Took longer than expected to complete degree	5 36%	2,770 35%
Top 4 reasons for prolonged degree completion (multiple response question):		
Personal or family reasons	- 0%*	401 8%*
Financial reasons / work	- 0%*	468 9%*
Change of major/program/specialization	2 18%*	403 8%*
Involvement in co-op program extended completion time	- 0%*	451 9%*
Other reason(s)	9 82%*	3,253 65%*

* Percent of total responses, among those who took longer than expected to complete degree

Detailed Summary of Survey Results
All Institutions
6 Digit CIP: 05.0103: Asian Studies

■ SYSTEM
 ■ 05.0103

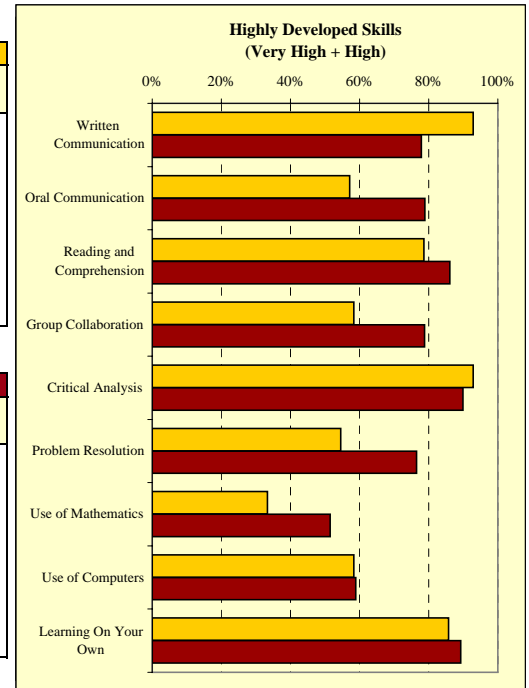
SKILL DEVELOPMENT

14a.

To what degree did program help you develop the following skills?	05.0103				# Resp.
	Very High	High	Low	Very Low	
	Written Communication	21%	71%	7%	
Oral Communication	21%	36%	43%	0%	14
Reading and Comprehension	29%	50%	21%	0%	14
Group Collaboration	25%	33%	33%	8%	12
Critical Analysis	50%	43%	7%	0%	14
Problem Resolution	18%	36%	36%	9%	11
Use of Mathematics Appropriate to Field	0%	33%	17%	50%	6
Use of Computers Appropriate to Field	17%	42%	25%	17%	12
Learning On Your Own	50%	36%	7%	7%	14

14b.

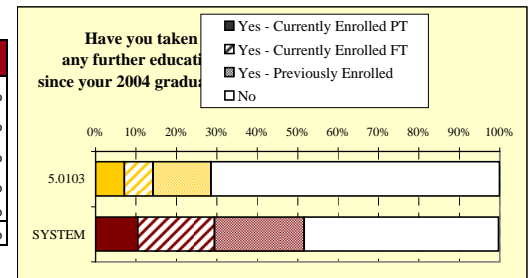
To what degree did program help you develop the following skills?	SYSTEM				# Resp.
	Very High	High	Low	Very Low	
	Written Communication	24%	54%	19%	
Oral Communication	23%	56%	19%	2%	7,662
Reading and Comprehension	31%	55%	12%	2%	7,627
Group Collaboration	32%	46%	18%	3%	7,670
Critical Analysis	41%	49%	9%	1%	7,885
Problem Resolution	21%	55%	21%	2%	7,577
Use of Mathematics Appropriate to Field	17%	35%	35%	14%	5,873
Use of Computers Appropriate to Field	20%	39%	31%	10%	6,615
Learning On Your Own	38%	52%	9%	2%	7,713



FURTHER EDUCATION

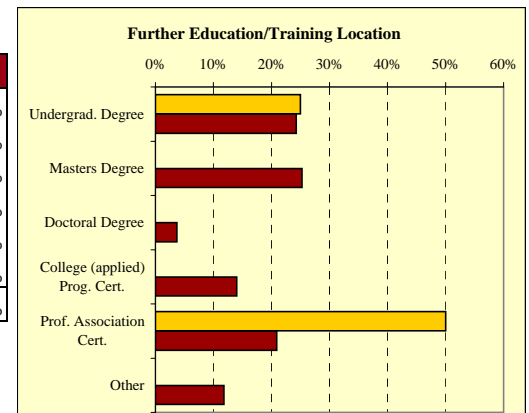
15.

Took further education since 2004 graduation	05.0103	SYSTEM
Yes:		
Not currently enrolled	4 (29%)	4,158 (52%)
Currently enrolled full-time	2 (14%)	1,779 (22%)
Currently enrolled part-time	1 (7%)	1,520 (19%)
No	10 (71%)	3,851 (48%)
Total	14 (100%)	8,009 (100%)



16.

Type of Formal Post-Secondary Education	05.0103	SYSTEM
Undergraduate Degree	1 (25%)	995 (24%)
Masters Degree	- (0%)	1,036 (25%)
Doctoral Degree	- (0%)	152 (4%)
College (applied) Program Certification	- (0%)	575 (14%)
Professional Association Certification	2 (50%)	858 (21%)
Other	- (0%)	485 (12%)
Total Respondents	3 (75%)	4,101 (100%)

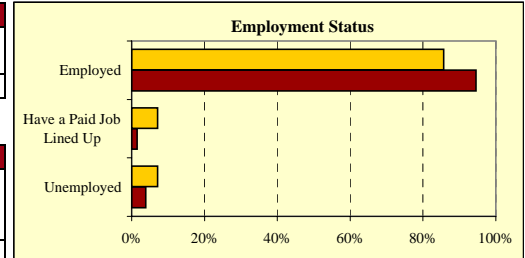


Detailed Summary of Survey Results
All Institutions
6 Digit CIP: 05.0103: Asian Studies

■ SYSTEM
 ■ 05.0103

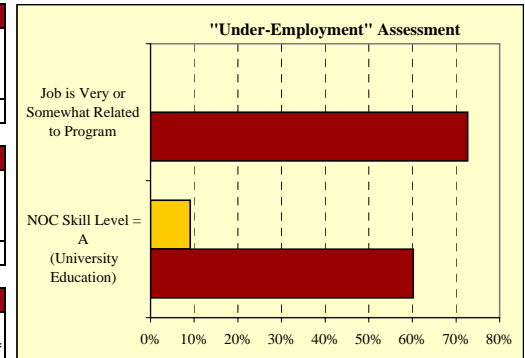
EMPLOYMENT

17. Labour Force Status:	05.0103	SYSTEM
In Labour Force (working or seeking work)	14 100%	7,092 89%
Not in Labour Force	- 0%	905 11%
Grand Total	14 100%	7,997 100%



18. Employment Status of those IN Labour Force:	05.0103	SYSTEM
Employed	12 86%	6,707 95%
Have a Paid Job Lined Up	1 7%	109 2%
Unemployed	1 7%	276 4%
Total Labour Force	14 100%	7,092 100%

19. Status of Graduates NOT in Labour Force:	05.0103	SYSTEM
Attending School FT	N/A	677 75%
Attending School PT	N/A	32 4%
Other	N/A	196 22%
Total NOT in Labour Force	-	905 100%

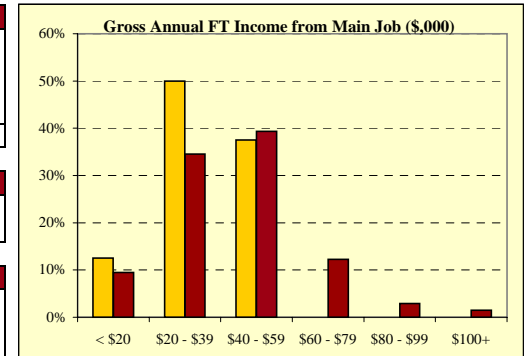


20. Employment Type:	05.0103	SYSTEM
Paid worker	11 92%	6,048 90%
Self-employed	1 8%	356 5%
Both a paid worker and self-employed	- 0%	300 4%
Total Employed	12 100%	6,707 100%

21. Job Characteristics:	05.0103	SYSTEM
I hold more than one job	1 8%*	1,333 20%
My main job is full-time (>= 30 hours per week)	9 90%**	5,464 84%*

* of total employed ** of those who provided data on hours/week worked

22. How related is your main job to your program?:	05.0103	SYSTEM
Very Related	- 0%	3,006 45%
Somewhat Related	- 0%	1,865 28%
Not Very Related	2 17%	810 12%
Not At All Related	10 83%	1,020 15%
Total	12 100%	6,701 100%



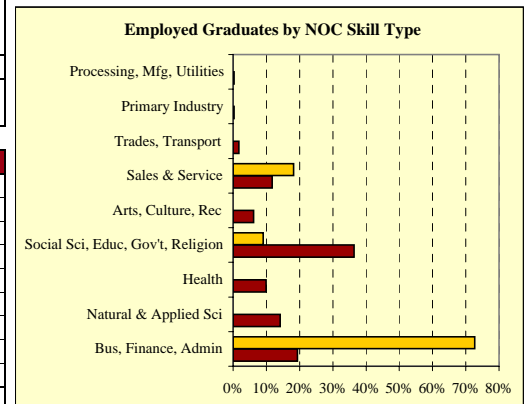
23. "Under-employment" Assessment:	05.0103	SYSTEM
Job is very or somewhat related to program	- 0%	4,871 73%
NOC Skill Level = A (University Education)	1 9%	3,972 60%

* of total valid responses

24. Gross Annual Income from Main Job:*	05.0103	SYSTEM
Less than \$20,000	1 13%	552 9%
\$20,000 to \$39,999	4 50%	2,009 35%
\$40,000 to \$59,999	3 38%	2,290 39%
\$60,000 to \$79,999	- 0%	714 12%
\$80,000 to \$99,999	- 0%	171 3%
\$100,000 and Above	- 0%	85 1%
Total	8 100%	5,821 100%
Median Annual Income (full-time)	\$38,000	\$43,000
Average Annual Income (full-time)	\$35,011	\$46,444

* where data provided

25. NOC Skill Type of Main Job:	05.0103	SYSTEM
Business, Finance and Administration	8 73%	1,274 19%
Natural and Applied Sciences and Related	- 0%	927 14%
Health	- 0%	650 10%
Social Sciences, Educ., Gov't Services, Religion	1 9%	2,389 36%
Arts, Culture, Recreation and Sport	- 0%	404 6%
Sales and Service	2 18%	772 12%
Trades, Transport and Equip. Operators and Related	- 0%	117 2%
Unique to the Primary Industry	- 0%	21 0%
Unique to Processing, Manufacturing and Utilities	- 0%	18 0%
Total	11 100%	6,572 100%

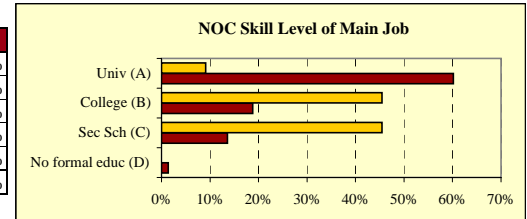


Detailed Summary of Survey Results
All Institutions
6 Digit CIP: 05.0103: Asian Studies

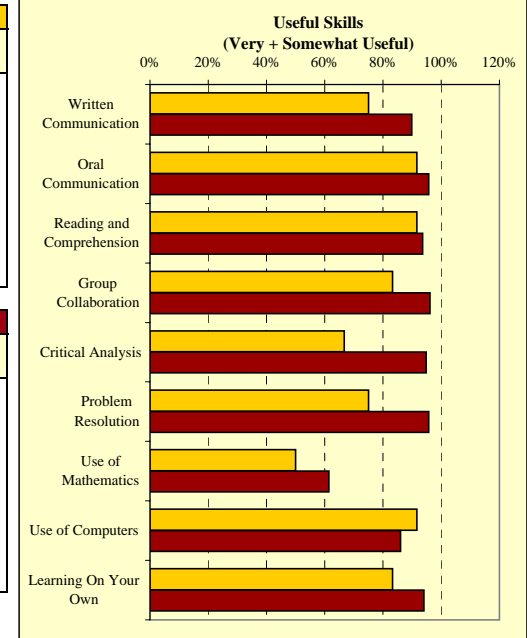
■ SYSTEM
 ■ 05.0103

EMPLOYMENT, continued

26. NOC Skill Level of Main Job:	05.0103	SYSTEM
A. University education	1 9%	3,972 60%
B. College education/trade apprenticeship	5 45%	1,240 19%
C. Secondary school + job-specific training	5 45%	899 14%
D. No formal education	- 0%	92 1%
No skill level assigned (management)	- 0%	397 6%
Total	11 100%	6,600 100%



27a. How useful are the following skills and abilities in doing your main job?	05.0103					#
	Very Useful	Somewhat Useful	Not Very Useful	Not at all Useful		Resp.
Written Communication	33%	42%	25%	0%		12
Oral Communication	58%	33%	8%	0%		12
Reading and Comprehension	42%	50%	7%	0%		12
Group Collaboration	67%	17%	8%	8%		12
Critical Analysis	67%	0%	17%	17%		12
Problem Resolution	67%	8%	17%	8%		12
Use of Mathematics Appropriate to Field	17%	33%	25%	25%		12
Use of Computers Appropriate to Field	50%	42%	8%	0%		12
Learning On Your Own	50%	33%	8%	8%		12



27b. How useful are the following skills and abilities in doing your main job?	SYSTEM					#
	Very Useful	Somewhat Useful	Not Very Useful	Not at all Useful		Resp.
Written Communication	67%	23%	6%	4%		6,696
Oral Communication	77%	19%	3%	1%		6,696
Reading and Comprehension	70%	23%	4%	2%		6,696
Group Collaboration	79%	17%	3%	1%		6,699
Critical Analysis	74%	20%	3%	2%		6,698
Problem Resolution	75%	20%	3%	1%		6,693
Use of Mathematics Appropriate to Field	25%	36%	22%	17%		6,675
Use of Computers Appropriate to Field	56%	30%	8%	6%		6,688
Learning On Your Own	68%	26%	4%	2%		6,690

28a. Top 10 Full-time Occupations of 5.0103 Graduates:	05.0103	
NOC Skill Level Description	% Employed FT in this Occ.**	Median FT Salary
* * * * *		
* * * * *		
* * * * *		
* * * * *		
* * * * *		
* * * * *		
* * * * *		
* * * * *		
* * * * *		
* * * * *		

*data not displayed where n < 2 **percentages cited are of those for whom occupational data was provided, full-time and part-time

28b. Top 10 Full-time Occupations of Graduates from All Institutions:	SYSTEM	
NOC Skill Level Description	% Employed FT in this Occ.**	Median FT Salary
4141 A Secondary School Teachers	8%	\$42,000
4142 A Elem & Kindergarten Teacher	7%	\$40,000
3152 A Registered Nurses	5%	\$56,330
1111 A Financial Auditors & Acnts	3%	\$42,500
2174 A Computer Programmers/Interactive Media Developers	2%	\$50,000
5124 A Occs in Public Relations & Comm	2%	\$42,000
4112 A Lawyers & Quebec Notaries	2%	\$70,000
1232 B Loan Officers	1%	\$40,000
2173 A Software Engineers	1%	\$56,000
4152 A Social Workers	1%	\$48,000

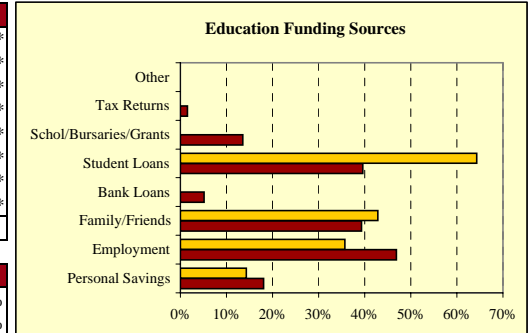
*data not displayed where n < 2 **percentages cited are of those for whom occupational data was provided, full-time and part-time

Detailed Summary of Survey Results
All Institutions
6 Digit CIP: 05.0103: Asian Studies

■ SYSTEM
 ■ 05.0103

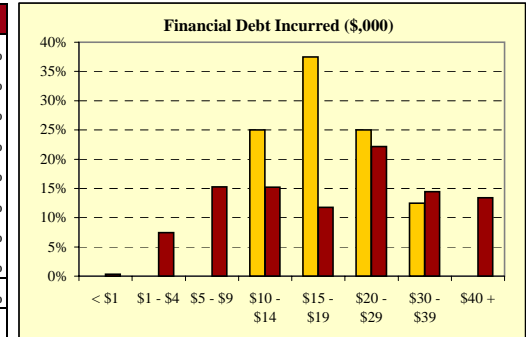
EDUCATION FINANCING

29. Education Funding Sources (2 sources per respondent):	05.0103	SYSTEM
Personal Savings	2 14%*	1,444 18%*
Employment	5 36%*	3,752 47%*
Family/Friends	6 43%*	3,146 39%*
Bank Loans	- 0%*	409 5%*
Student Loans	9 64%*	3,168 40%*
Scholarships/Bursaries/Grants	- 0%*	1,082 14%*
Tax Returns	- 0%*	120 1%*
Other	- 0%*	- 0%*
Total Respondents	14	8,009

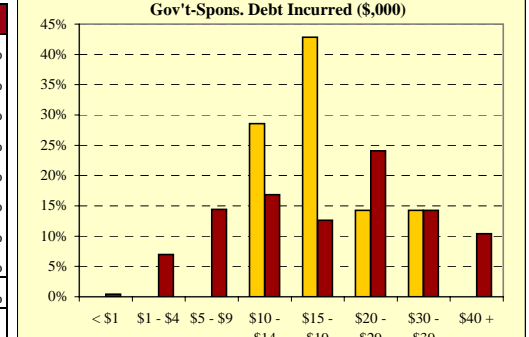


30. Financial Debt Incurred to Finance Univ. Education:	05.0103	SYSTEM
Incurred any form of financial debt	8 57%*	3,818 48%
Incurred government-sponsored student loan debt	7 50%*	3,190 40%

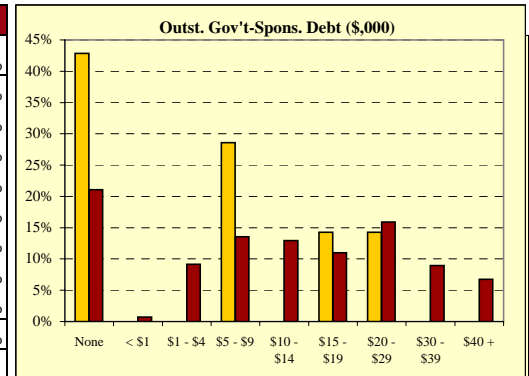
31. Financial Debt Amount:*	05.0103	SYSTEM
< \$1,000	- 0%	12 0%
\$1,000 to \$4,999	- 0%	284 7%
\$5,000 to \$9,999	- 0%	582 15%
\$10,000 to \$14,999	2 25%	581 15%
\$15,000 to \$19,999	3 38%	449 12%
\$20,000 to \$29,999	2 25%	847 22%
\$30,000 to \$39,999	1 13%	552 14%
\$40,000 or More	- 0%	511 13%
Total	8 100%	3,818 100%
Median Financial Debt	\$15,000	\$20,000



32. Government-Sponsored Student Loan Debt Amount:*	05.0103	SYSTEM
< \$1,000	- 0%	14 0%
\$1,000 to \$4,999	- 0%	222 7%
\$5,000 to \$9,999	- 0%	460 14%
\$10,000 to \$14,999	2 29%	537 17%
\$15,000 to \$19,999	3 43%	402 13%
\$20,000 to \$29,999	1 14%	768 24%
\$30,000 to \$39,999	1 14%	455 14%
\$40,000 or More	- 0%	332 10%
Total	7 100%	3,190 100%
Median Gov't-Sponsored Student Loan Debt	\$15,000	\$18,000



33. Outstanding Gov't-Sponsored Loan Debt Amount:*	05.0103	SYSTEM
None - Loan repaid in full	3 43%	644 21%
< \$1,000	- 0%	22 1%
\$1,000 to \$4,999	- 0%	280 9%
\$5,000 to \$9,999	2 29%	414 14%
\$10,000 to \$14,999	- 0%	395 13%
\$15,000 to \$19,999	1 14%	336 11%
\$20,000 to \$29,999	1 14%	487 16%
\$30,000 to \$39,999	- 0%	273 9%
\$40,000 or More	- 0%	207 7%
Total	7 100%	3,058 100%
Median Gov't-Sponsored Loan Debt Outstanding	\$5,000	\$11,000



* Percentage of respondents who identified this source

* Percentage of respondents who provided data

*includes only cases where financial debt was incurred

*includes only cases where government-sponsored debt was incurred

*includes only cases where government-sponsored debt was incurred, and valid "amount remaining" was provided

Detailed Summary of Survey Results
All Institutions
6 Digit CIP: 05.0103: Asian Studies

■ SYSTEM
 ■ 05.0103

SPECIAL SECTION ON INTERNATIONAL EDUCATION

42. **In your employment since graduation, how important has it been for you to understand the following international skills/issues?**

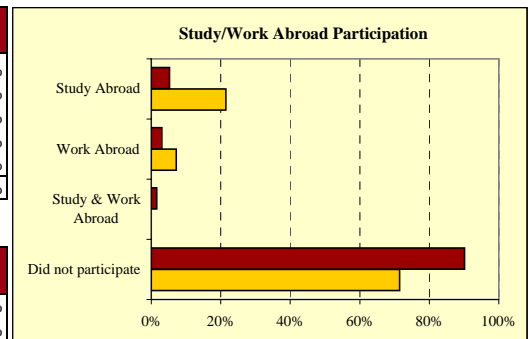
International Skill	5.0103						SYSTEM					
	Very Important	Important	Not Very Important	Not at all Important	Not Applicable	Total Resp.	Very Important	Important	Not Very Important	Not at all Important	Not Applicable	Total Resp.
Speak a second language	43%	36%	14%	0%	7%	14	20%	22%	28%	28%	2%	7966
International Business Practices	23%	31%	31%	15%	0%	13	13%	27%	32%	28%	0%	7817
Global Issues	15%	31%	31%	23%	0%	13	26%	38%	22%	14%	0%	7835
Interconnections between local and global issues	23%	38%	23%	15%	0%	13	29%	41%	18%	12%	0%	7835
Knowledge and traditions of other countries and cultures	46%	31%	15%	8%	0%	13	40%	35%	16%	10%	0%	7840

43. **How helpful was the institution in preparing you with the following international skills?**

International Skill	5.0103						SYSTEM					
	Very Helpful	Helpful	Not Very Helpful	Not at all Helpful	Not Applicable	Total Resp.	Very Helpful	Helpful	Not Very Helpful	Not at all Helpful	Not Applicable	Total Resp.
Speak a second language	46%	23%	23%	8%	0%	13	5%	12%	18%	18%	48%	7985
International Business Practices	0%	43%	57%	0%	0%	14	6%	23%	34%	37%	0%	7838
Global Issues	43%	57%	0%	0%	0%	14	20%	47%	20%	13%	0%	7946
Interconnections between local and global issues	21%	71%	7%	0%	0%	14	19%	47%	22%	12%	0%	7930
Knowledge and traditions of other countries and cultures	50%	50%	0%	0%	0%	14	20%	46%	22%	11%	0%	7942

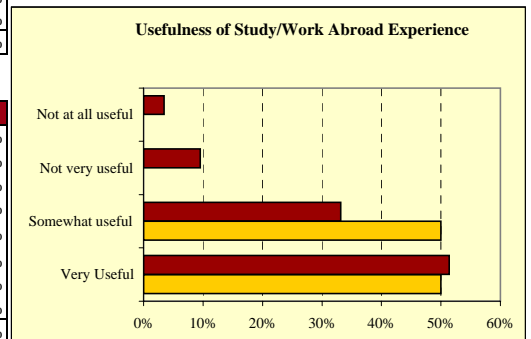
44. **Did you study or work abroad during your program?**

	5.0103	SYSTEM
Yes:		
Study Abroad	4	29%
Work Abroad	3	21%
Study and work abroad	1	7%
Study and work abroad	-	0%
No	10	71%
Total	14	100%



45. **Usefulness of study or work abroad experiences to current job:***

	5.0103	SYSTEM
Very Useful	2	50%
Somewhat useful	2	50%
Not very useful	-	0%
Not at all useful	-	0%
Total	4	100%



*excludes cases where student has not had job since graduation

46. **Reasons why you did not study or work abroad:**

	5.0103	SYSTEM
Not aware these opportunities exist	3	30%
Financial reasons	-	0%
Extended degree completion time	1	10%
Personal reasons (i.e. employment, family)	1	10%
No opportunities/Limited opportunities	1	10%
Not interested/ relevant/ required/ attractive	1	10%
Conflicts with schooling (course load too heavy)	2	20%
Other	1	10%
Total	10	100%