

B.C. University Student Outcomes 2005 Survey of 2000 Baccalaureate Graduates

Detailed Summary of Survey Results

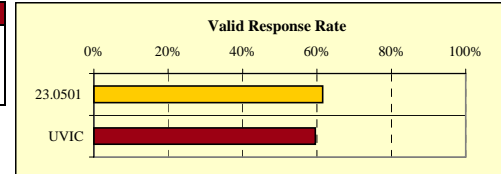
University of Victoria

6 Digit CIP: 23.0501: English Creative Writing

■ UVIC
■ 23.0501

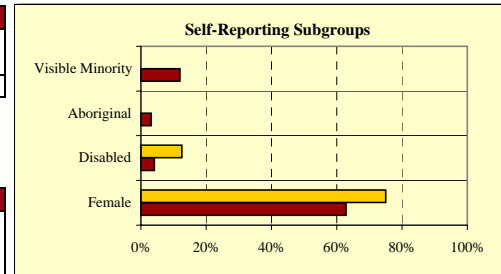
RESPONSE RATE

1. Survey Response Rate:	23.0501	UVIC	
2000 Baccalaureate Graduates Survey Cohort	17	2,974	
Net Frame	13	2,661	
Survey Respondents and Valid Response Rate	8	62%	1,584 60%



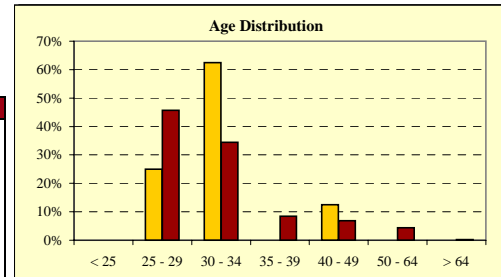
DEMOGRAPHIC INFORMATION

2. Gender:	23.0501	UVIC	
Male	2	25%	588 37%
Female	6	75%	996 63%
Total	8	100%	1,584 100%

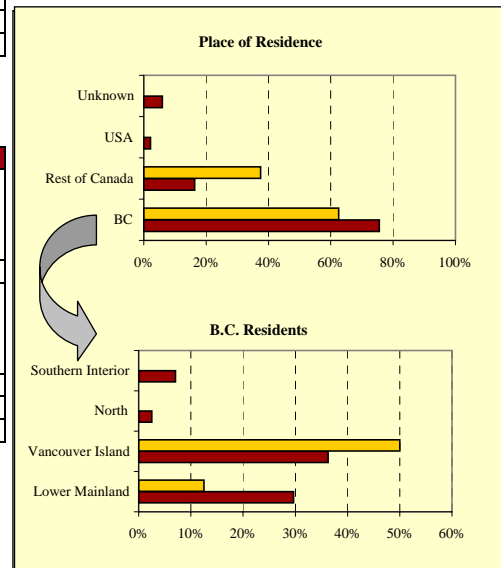


3. Self-Reporting Subgroups:	23.0501	UVIC	
Disabled	1	13%	65 4%
Aboriginal	-	0%	49 3%
Visible Minority	-	0%	189 12%

4. Age (at time of survey):	23.0501	UVIC	
< 25	-	0%	- 0%
25 to 29	2	25%	723 46%
30 to 34	5	63%	545 34%
35 to 39	-	0%	134 8%
40 to 49	1	13%	109 7%
50 to 64	-	0%	70 4%
> 64	-	0%	3 0%
Unknown	-	0%	- 0%
Total	8	100%	1,584 100%
Mean Age:	31.6	32.3	

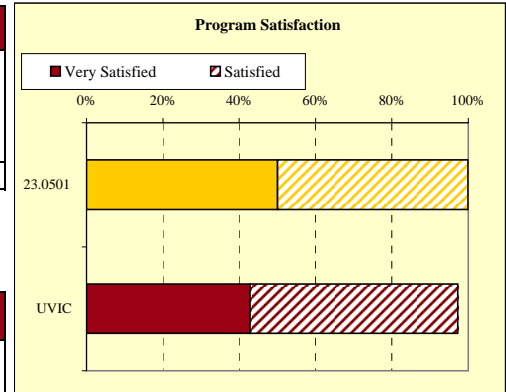


5. Place of Residence (at time of survey):	23.0501	UVIC	
BC - Lower Mainland	1	13%	470 30%
BC - Vancouver Island	4	50%	575 36%
BC - North	-	0%	40 3%
BC - Southern Interior	-	0%	112 7%
BC Subtotal	5	63%	1,197 76%
Canada - Alberta	-	0%	115 7%
Canada - Ontario	2	25%	90 6%
Canada - Other	1	13%	54 3%
U.S.A.	-	0%	34 2%
Non-BC Subtotal	3	38%	293 18%
Unknown	-	0%	94 6%
Total	8	100%	1,584 100%

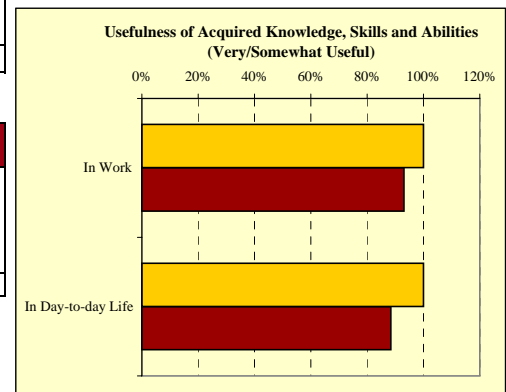


EDUCATION EVALUATION

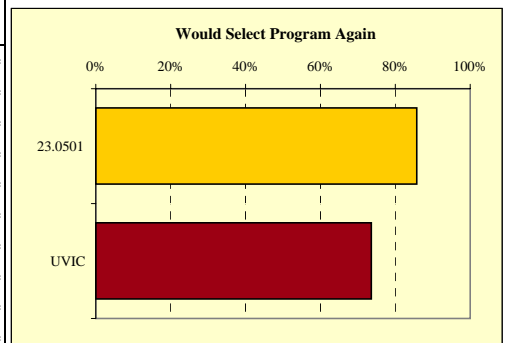
8. Program Satisfaction:	23.0501		UVIC	
Very Satisfied	4	50%	678	43%
Satisfied	4	50%	862	54%
Dissatisfied	-	0%	34	2%
Very Dissatisfied	-	0%	8	1%
Total	8	100%	1,582	100%



6. Usefulness of Knowledge, Skills, and Abilities Acquired at University in Work:	23.0501		UVIC	
Very Useful	4	57%	713	52%
Somewhat Useful	3	43%	553	41%
Not Very Useful	-	0%	73	5%
Not at All Useful	-	0%	21	2%
Total	7	100%	1,360	100%



7. Usefulness of Knowledge, Skills, and Abilities Acquired at University in Day-to-day Life:	23.0501		UVIC	
Very Useful	4	57%	505	37%
Somewhat Useful	3	43%	695	51%
Not Very Useful	-	0%	130	10%
Not at All Useful	-	0%	28	2%
Total	7	100%	1,358	100%



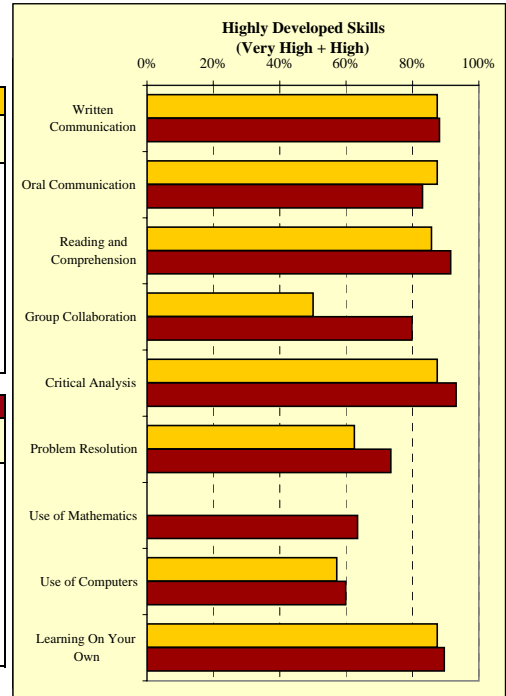
9. Would you select the same program again?	23.0501		UVIC	
Yes	6	86%	1,111	74%
No, because . . . (multiple response question)	1		399	
. . . interests have changed	1	100%*	138	27%*
. . . courses were not practical	-	0%*	76	15%*
. . . little or no career opportunities	-	0%*	169	33%*
. . . not enough course variety	-	0%*	5	1%*
. . . skills acquired were not very useful	-	0%*	25	5%*
. . . courses were poorly taught	-	0%*	13	3%*
. . . program was too general	-	0%*	63	12%*
. . . did not agree with grading system	-	0%*	3	1%*
. . . did not like institution	-	0%*	7	1%*
. . . other	-	0%*	19	4%*

* Percent of total responses, among those who would not take program again

SKILL DEVELOPMENT

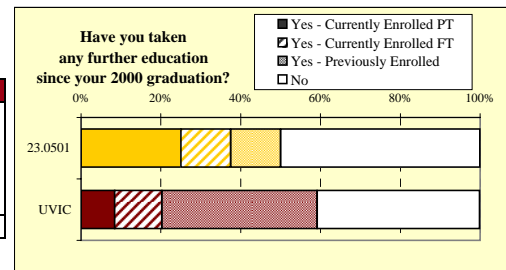
14a. To what degree did university help you develop the following skills?	23.0501				
	Very High	High	Low	Very Low	# Resp.
Written Communication	50%	38%	13%	0%	8
Oral Communication	25%	63%	13%	0%	8
Reading and Comprehension	57%	29%	14%	0%	7
Group Collaboration	0%	50%	50%	0%	8
Critical Analysis	25%	63%	13%	0%	8
Problem Resolution	13%	50%	38%	0%	8
Use of Mathematics Appropriate to Field	0%	0%	100%	0%	2
Use of Computers Appropriate to Field	0%	57%	29%	14%	7
Learning On Your Own	13%	75%	13%	0%	8

14b. To what degree did university help you develop the following skills?	UVIC				
	Very High	High	Low	Very Low	# Resp.
Written Communication	30%	58%	11%	1%	1,549
Oral Communication	22%	61%	16%	1%	1,547
Reading and Comprehension	32%	60%	8%	0%	1,528
Group Collaboration	25%	55%	19%	1%	1,497
Critical Analysis	39%	54%	6%	0%	1,569
Problem Resolution	15%	58%	25%	1%	1,513
Use of Mathematics Appropriate to Field	16%	48%	30%	7%	1,139
Use of Computers Appropriate to Field	15%	44%	35%	6%	1,354
Learning On Your Own	31%	58%	10%	1%	1,539

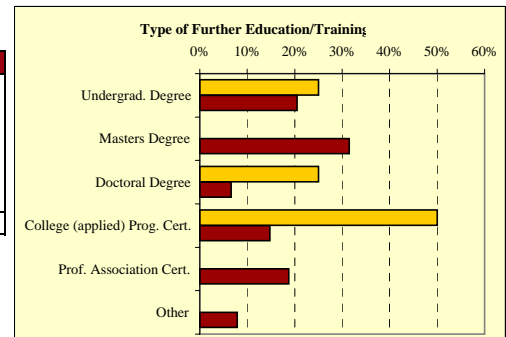


FURTHER EDUCATION

15. Took further formal education since 2000 graduation	23.0501	UVIC
Yes:	4 (50%)	938 (59%)
Not currently enrolled	1 (13%)	616 (39%)
Currently enrolled full-time	1 (13%)	187 (12%)
Currently enrolled part-time	2 (25%)	134 (8%)
No	4 (50%)	646 (41%)
Total	8 (100%)	1,584 (100%)



16. Type of Formal Post-Secondary Education	23.0501	UVIC
Undergraduate Degree	1 (25%)	189 (20%)
Masters Degree	- (0%)	290 (31%)
Doctoral Degree	1 (25%)	61 (7%)
College (applied) Program Certification	2 (50%)	136 (15%)
Professional Association Certification	- (0%)	173 (19%)
Other	- (0%)	73 (8%)
Total Respondents	27 (676%)	922 (100%)

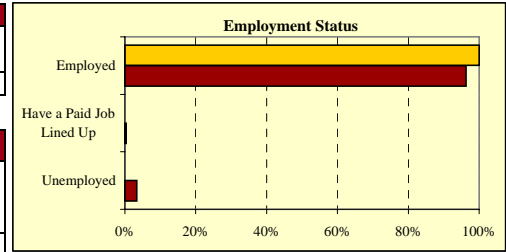


Detailed Summary of Survey Results
University of Victoria
6 Digit CIP: 23.0501: English Creative Writing

■ UVIC
■ 23.0501

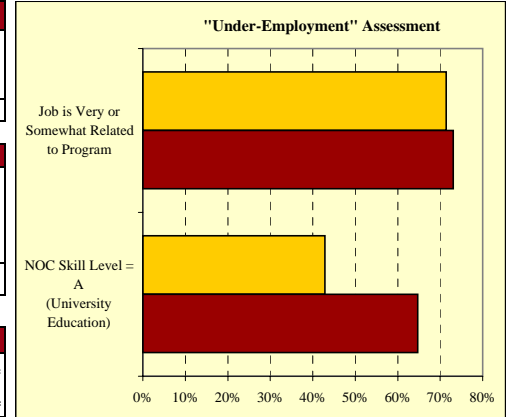
EMPLOYMENT

17. Labour Force Status:	23.0501	UVIC		
In Labour Force (working or seeking work)	7	88%	1,414	89%
Not in Labour Force	1	13%	168	11%
Grand Total	8	100%	1,582	100%



18. Employment Status of those IN Labour Force:	23.0501	UVIC		
Employed	7	100%	1,362	96%
Have a Paid Job Lined Up	-	0%	5	0%
Unemployed	-	0%	47	3%
Total Labour Force	7	100%	1,414	100%

19. Status of Graduates NOT in Labour Force:	23.0501	UVIC		
Attending School FT	1	100%	82	49%
Attending School PT	-	0%	7	4%
Other	-	0%	79	47%
Total NOT in Labour Force	1	100%	168	100%

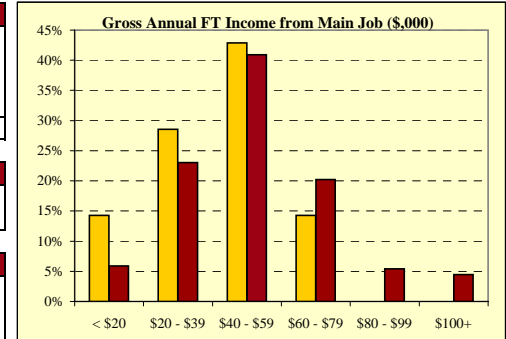


20. Employment Type:	23.0501	UVIC		
Paid worker	7	100%	1,170	86%
Self-employed	-	0%	111	8%
Both a paid worker and self-employed	-	0%	80	6%
Total Employed	7	100%	1,362	100%

21. Job Characteristics:	23.0501	UVIC		
I hold more than one job	1	14%*	180	13%*
My main job is full-time (>= 30 hours per week)	6	86%**	1,161	87%**

* of total employed ** of those who provided data on hours/week worked

22. How related is your main job to your program?	23.0501	UVIC		
Very Related	2	29%	554	41%
Somewhat Related	3	43%	439	32%
Not Very Related	1	14%	164	12%
Not At All Related	1	14%	202	15%
Total	7	100%	1,359	100%



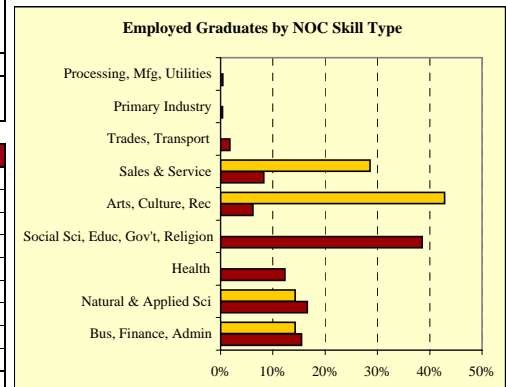
23. "Under-employment" Assessment:	23.0501	UVIC		
Job is very or somewhat related to program	5	71%	993	73%
NOC Skill Level = A (University Education)	3	43%	877	65%

* of total valid responses

24. Gross Annual Income from Main Job:*	23.0501	UVIC		
Less than \$20,000	1	14%	74	6%
\$20,000 to \$39,999	2	29%	288	23%
\$40,000 to \$59,999	3	43%	512	41%
\$60,000 to \$79,999	1	14%	253	20%
\$80,000 to \$99,999	-	0%	68	5%
\$100,000 and Above	-	0%	56	4%
Total	7	100%	1,251	100%
Median Annual Income (full-time)	\$44,500		\$50,000	
Average Annual Income (full-time)	\$43,500		\$55,364	

* where data provided

25. NOC Skill Type of Main Job:	23.0501	UVIC		
Business, Finance and Administration	1	14%	208	15%
Natural and Applied Sciences and Related	1	14%	223	17%
Health	-	0%	165	12%
Social Sciences, Educ., Gov't Services, Religion	-	0%	518	39%
Arts, Culture, Recreation and Sport	3	43%	83	6%
Sales and Service	2	29%	111	8%
Trades, Transport and Equip. Operators and Related	-	0%	24	2%
Unique to the Primary Industry	-	0%	5	0%
Unique to Processing, Manufacturing and Utilities	-	0%	6	0%
Total	7	100%	1,343	100%

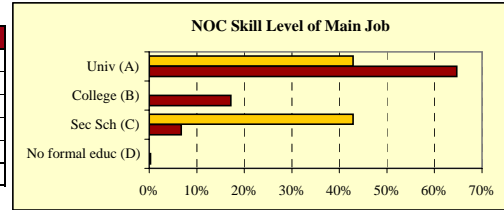


Detailed Summary of Survey Results
University of Victoria
6 Digit CIP: 23.0501: English Creative Writing

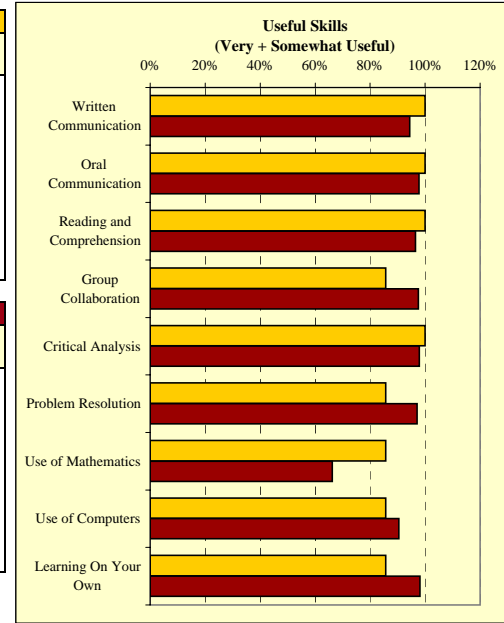
■ UVIC
■ 23.0501

EMPLOYMENT, continued

26. NOC Skill Level of Main Job:	23.0501	UVIC
A. University education	3 43%	877 65%
B. College education/trade apprenticeship	- 0%	233 17%
C. Secondary school + job-specific training	3 43%	91 7%
D. No formal education	- 0%	4 0%
No skill level assigned (management)	1 14%	151 11%
Total	7 100%	1,356 100%



27a. How useful are the following skills and abilities in doing your main job?	23.0501				#
	Very Useful	Somewhat Useful	Not Very Useful	Not at all Useful	Resp.
Written Communication	86%	14%	0%	0%	7
Oral Communication	86%	14%	0%	0%	7
Reading and Comprehension	100%	0%	0%	0%	7
Group Collaboration	71%	14%	14%	0%	7
Critical Analysis	71%	29%	0%	0%	7
Problem Resolution	71%	14%	14%	0%	7
Use of Mathematics Appropriate to Field	0%	86%	0%	14%	7
Use of Computers Appropriate to Field	71%	14%	0%	14%	7
Learning On Your Own	57%	29%	14%	0%	7



27b. How useful are the following skills and abilities in doing your main job?	UVIC				#
	Very Useful	Somewhat Useful	Not Very Useful	Not at all Useful	Resp.
Written Communication	78%	17%	4%	1%	1,361
Oral Communication	86%	11%	2%	1%	1,362
Reading and Comprehension	79%	18%	3%	0%	1,361
Group Collaboration	84%	14%	2%	1%	1,361
Critical Analysis	82%	16%	2%	0%	1,361
Problem Resolution	81%	16%	2%	1%	1,361
Use of Mathematics Appropriate to Field	29%	37%	16%	18%	1,351
Use of Computers Appropriate to Field	62%	28%	5%	4%	1,359
Learning On Your Own	76%	22%	1%	1%	1,360

28a. Top 10 Full-time Occupations of 23.0501 Graduates:		23.0501	
NOC	NOC Skill Level Description	% Employed FT in this Occ.**	Median FT Salary
*			
*			
*			
*			
*			
*			
*			
*			
*			
*			

*data not displayed where n < 2

**percentages cited are of those for whom occupational data was provided, full-time and part-time

28b. Top 10 Full-time Occupations of Graduates from University of Victoria:		UVIC	
NOC	NOC Skill Level Description	% Employed FT in this Occ.**	Median FT Salary
4141	A Secondary School Teachers	6.2%	\$44,100
3152	A Registered Nurses	5.2%	\$60,000
4142	A Elem & Kindergarten Teacher	5.1%	\$44,000
4112	A Lawyers & Quebec Notaries	3.9%	\$75,000
4152	A Social Workers	2.9%	\$54,500
2133	A Electrical & Electronics Engineers	1.8%	\$65,000
2173	A Software Engineers	1.7%	\$63,000
4165	A Health Policy Researchers	1.6%	\$55,000
1111	A Financial Auditors & Acnts	1.5%	\$45,000
2174	A Computer Programmers/Interactive Media Developers	1.4%	\$60,000

*data not displayed where n < 2

**percentages cited are of those for whom occupational data was provided, full-time and part-time

Detailed Summary of Survey Results

University of Victoria

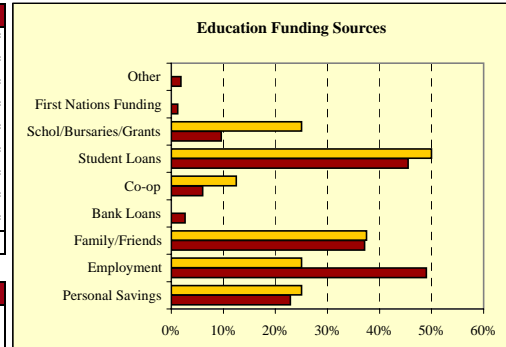
6 Digit CIP: 23.0501: English Creative Writing

■ UVIC
■ 23.0501

EDUCATION FINANCING

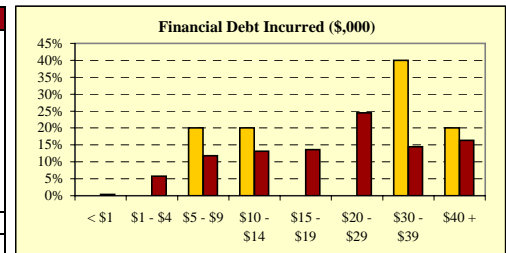
29. Education Funding Sources (2 sources per respondent):	23.0501		UVIC	
Personal Savings	2	25%*	362	23%*
Employment	2	25%*	776	49%*
Family/Friends	3	38%*	588	37%*
Bank Loans	-	0%*	42	3%*
Student Loans	4	50%*	721	46%*
Scholarships/Bursaries/Grants	2	25%*	152	10%*
Co-op	1	13%*	95	6%*
First Nations Funding	-	0%*	19	1%*
Other	-	0%*	29	2%*
Total Respondents	8		1,584	

* Percentage of respondents who identified this source



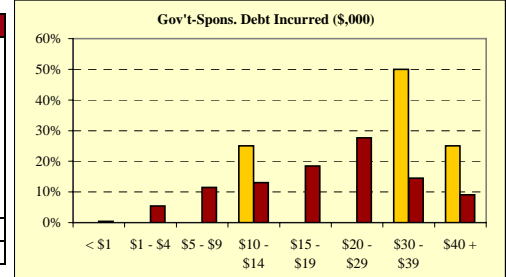
30. Financial Debt Incurred to Finance Univ. Education:	23.0501		UVIC	
Incurred any form of financial debt	5	63%*	830	52%
Incurred government-sponsored student loan debt	4	50%*	742	47%

* Percentage of respondents who provided data



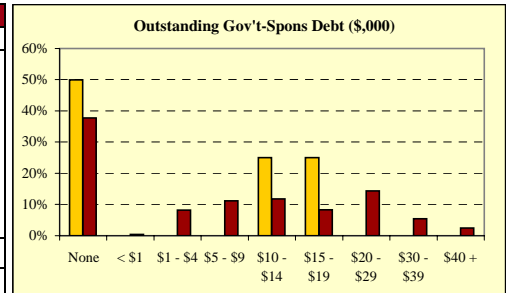
31. Financial Debt Amount:*	23.0501		UVIC	
< \$1,000	-	0%	3	0%
\$1,000 to \$4,999	-	0%	48	6%
\$5,000 to \$9,999	1	20%	98	12%
\$10,000 to \$14,999	1	20%	109	13%
\$15,000 to \$19,999	-	0%	113	14%
\$20,000 to \$29,999	-	0%	203	24%
\$30,000 to \$39,999	2	40%	120	14%
\$40,000 or More	1	20%	136	16%
Total	5	100%	830	100%
Median Financial Debt	\$30,000		\$20,000	

*includes only cases where financial debt was incurred



32. Government-Sponsored Student Loan Debt Amount:*	23.0501		UVIC	
< \$1,000	-	0%	3	0%
\$1,000 to \$4,999	-	0%	40	5%
\$5,000 to \$9,999	-	0%	85	11%
\$10,000 to \$14,999	1	25%	97	13%
\$15,000 to \$19,999	-	0%	137	18%
\$20,000 to \$29,999	-	0%	205	28%
\$30,000 to \$39,999	2	50%	108	15%
\$40,000 or More	1	25%	67	9%
Total	4	100%	742	100%
Median Gov't-Sponsored Student Loan Debt	\$30,000		\$20,000	

*includes only cases where government-sponsored debt was incurred



33. Outstanding Gov't-Sponsored Loan Debt Amount:*	23.0501		UVIC	
None - Loan repaid in full	2	50%	271	38%
< \$1,000	-	0%	3	0%
\$1,000 to \$4,999	-	0%	59	8%
\$5,000 to \$9,999	-	0%	80	11%
\$10,000 to \$14,999	1	25%	85	12%
\$15,000 to \$19,999	1	25%	60	8%
\$20,000 to \$29,999	-	0%	103	14%
\$30,000 to \$39,999	-	0%	39	5%
\$40,000 or More	-	0%	18	3%
Total	4	100%	718	100%
Median Gov't-Sponsored Loan Debt Outstanding	\$7,000		\$6,000	

*includes only cases where government-sponsored debt was incurred, and valid "amount remaining" was provided

Detailed Summary of Survey Results

University of Victoria

6 Digit CIP: 23.0501: English Creative Writing

■ UVIC
■ 23.0501

SPECIAL SECTION ON CITIZENSHIP

34.	To what extent did your university experience lead you to develop and use effective leadership skills?	23.0501	UVIC
	To a great extent	2 25%	412 26%
	To some extent	4 50%	802 51%
	To a small extent	2 25%	274 17%
	To no extent at all	- 0%	90 6%
	Total	8 100%	1,578 100%

35.	To what extent did your university experience lead you to appreciate your rights, responsibilities and privileges as a citizen?	23.0501	UVIC
	To a great extent	2 25%	455 29%
	To some extent	4 50%	732 46%
	To a small extent	2 25%	283 18%
	To no extent at all	- 0%	107 7%
	Total	8 100%	1,577 100%

36.	In the past 12 months, as an unpaid volunteer, have you...	23.0501	UVIC
	worked for any type of organization?	5 63%	927 59%
	done any canvassing, campaigning or fundraising?	1 20%	426 46%
	done any coaching, mentoring or tutoring?	1 20%	522 56%
	engaged in any activities aimed at bringing about social or environmental change?	3 60%	509 55%
	helped organize or supervise activities or events for an organization?	5 100%	639 69%
	done any consulting, executive, office or administrative work?	1 20%	350 38%
	collected, served or delivered food or other goods?	1 20%	225 24%
	been involved in the identification and description of practical community problems?	3 60%	278 30%
	Average hours volunteered over last 12 months *	90	127

*includes only cases where volunteer activity was reported

37.	To what extent did your entire university experience – including extra-curricular and social activities – motivate you to participate in volunteering? *	23.0501	UVIC
	To a great extent	1 20%	136 15%
	To some extent	2 40%	303 33%
	To a small extent	2 40%	234 25%
	To no extent at all	- 0%	253 27%
	Total	5 100%	926 100%

*includes only cases where volunteer activity was reported

38.	Are you a member or participant in...	23.0501	UVIC
	a work-related organization such as a union or professional association?	4 50%	911 58%
	a political organization?	2 25%	99 6%
	a cultural, education or hobby organization?	1 13%	543 34%
	a sports or recreation organization?	3 38%	721 46%
	a religious-affiliated group?	- 0%	216 14%
	a school group, a neighbourhood, civic or community association?	2 25%	370 23%
	Avg. charitable contributions over last 12 months *	\$364	\$702

*includes only cases where financial contributions were reported

39.	To what extent did your entire university experience – including extra-curricular and social activities – motivate you to contribute financially to charitable or non-profit organizations?	23.0501	UVIC
	To a great extent	- 0%	54 4%
	To some extent	1 20%	292 23%
	To a small extent	3 60%	332 27%
	To no extent at all	1 20%	572 46%
	Total	5 100%	1,250 100%

