

B.C. University Student Outcomes 2005 Survey of 2000 Baccalaureate Graduates

Detailed Summary of Survey Results

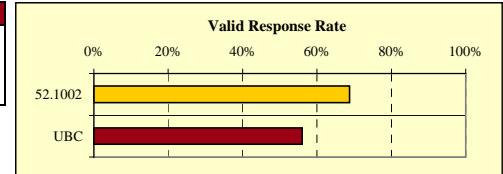
University of British Columbia

6 Digit CIP: 52.1002: Labor/Personnel Relations & Studies

■ UBC
■ 52.1002

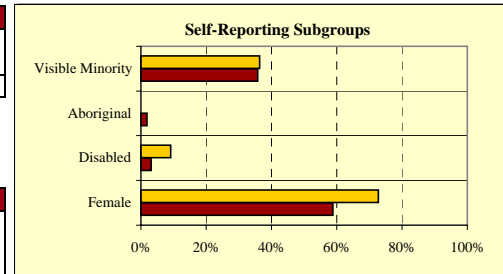
RESPONSE RATE

1. Survey Response Rate:	52.1002	UBC	
2000 Baccalaureate Graduates Survey Cohort	17	5,198	
Net Frame	16	4,005	
Survey Respondents and Valid Response Rate	11	69%	2,244 56%



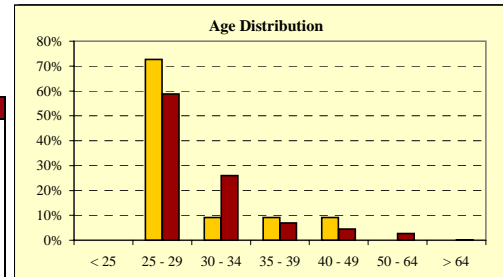
DEMOGRAPHIC INFORMATION

2. Gender:	52.1002	UBC	
Male	3	27%	925 41%
Female	8	73%	1,319 59%
Total	11	100%	2,244 100%

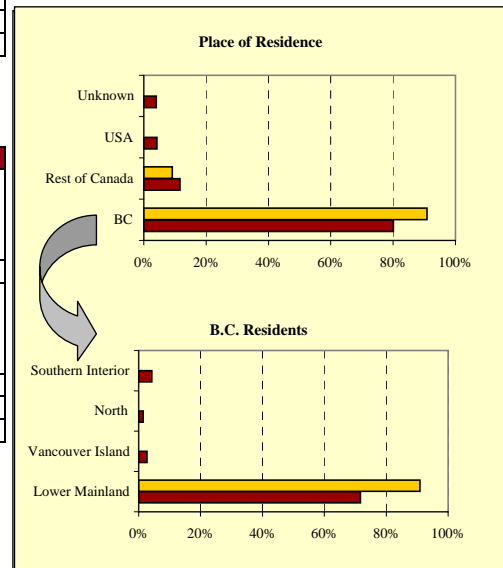


3. Self-Reporting Subgroups:	52.1002	UBC	
Disabled	1	9%	70 3%
Aboriginal	-	0%	42 2%
Visible Minority	4	36%	803 36%

4. Age (at time of survey):	52.1002	UBC	
< 25	-	0%	1 0%
25 to 29	8	73%	1,319 59%
30 to 34	1	9%	583 26%
35 to 39	1	9%	157 7%
40 to 49	1	9%	102 5%
50 to 64	-	0%	60 3%
> 64	-	0%	2 0%
Unknown	-	0%	20 1%
Total	11	100%	2,244 100%
Mean Age:	30.3	30.9	

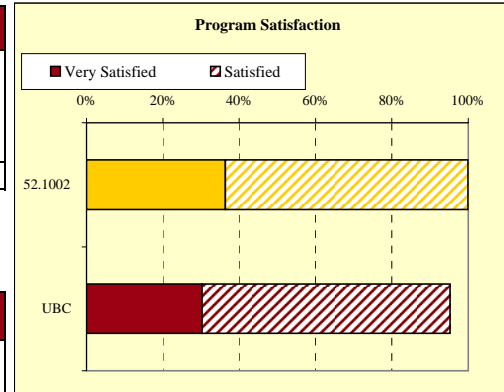


5. Place of Residence (at time of survey):	52.1002	UBC	
BC - Lower Mainland	10	91%	1,609 72%
BC - Vancouver Island	-	0%	61 3%
BC - North	-	0%	33 1%
BC - Southern Interior	-	0%	95 4%
BC Subtotal	10	91%	1,798 80%
Canada - Alberta	1	9%	83 4%
Canada - Ontario	-	0%	125 6%
Canada - Other	-	0%	52 2%
U.S.A.	-	0%	95 4%
Non-BC Subtotal	1	9%	355 16%
Unknown	-	0%	91 4%
Total	11	100%	2,244 100%

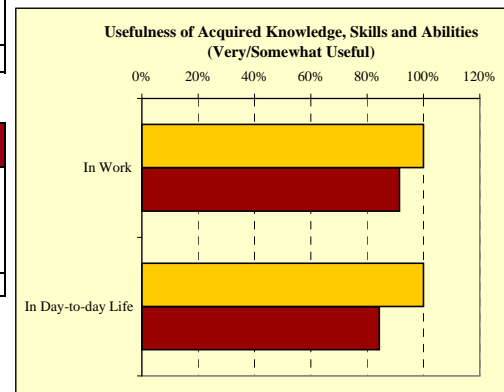


EDUCATION EVALUATION

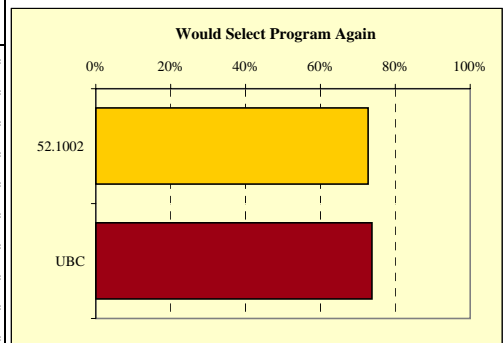
8. Program Satisfaction:	52.1002		UBC	
Very Satisfied	4	36%	675	30%
Satisfied	7	64%	1,453	65%
Dissatisfied	-	0%	88	4%
Very Dissatisfied	-	0%	17	1%
Total	11	100%	2,233	100%



6. Usefulness of Knowledge, Skills, and Abilities Acquired at University in Work:	52.1002		UBC	
Very Useful	7	70%	913	47%
Somewhat Useful	3	30%	847	44%
Not Very Useful	-	0%	120	6%
Not at All Useful	-	0%	44	2%
Total	10	100%	1,924	100%



7. Usefulness of Knowledge, Skills, and Abilities Acquired at University in Day-to-day Life:	52.1002		UBC	
Very Useful	1	10%	532	28%
Somewhat Useful	9	90%	1,087	57%
Not Very Useful	-	0%	250	13%
Not at All Useful	-	0%	51	3%
Total	10	100%	1,920	100%



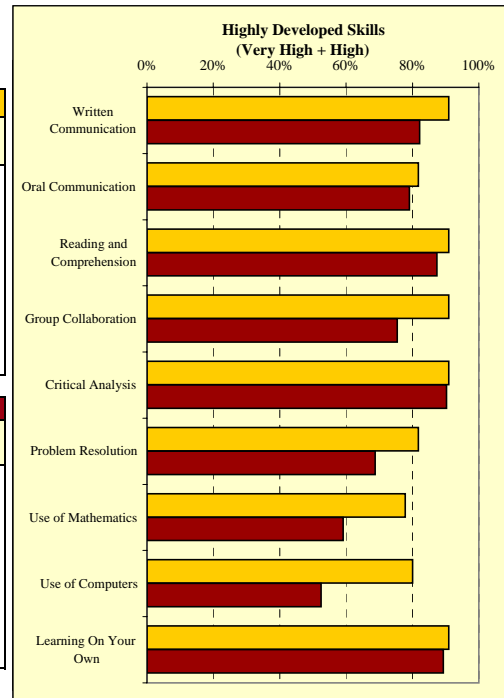
9. Would you select the same program again?	52.1002		UBC	
Yes	8	73%	1,606	74%
No, because . . . (multiple response question)	3		571	
. . . interests have changed	3	100%*	201	28%*
. . . courses were not practical	-	0%*	115	16%*
. . . little or no career opportunities	-	0%*	228	32%*
. . . not enough course variety	-	0%*	8	1%*
. . . skills acquired were not very useful	-	0%*	34	5%*
. . . courses were poorly taught	-	0%*	23	3%*
. . . program was too general	-	0%*	62	9%*
. . . did not agree with grading system	-	0%*	6	1%*
. . . did not like institution	-	0%*	16	2%*
. . . other	-	0%*	26	4%*

* Percent of total responses, among those who would not take program again

SKILL DEVELOPMENT

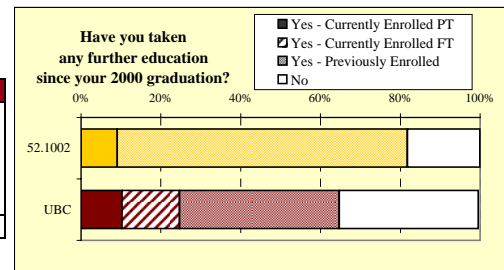
14a. To what degree did university help you develop the following skills?	52.1002				
	Very High	High	Low	Very Low	# Resp.
Written Communication	45%	45%	9%	0%	11
Oral Communication	55%	27%	18%	0%	11
Reading and Comprehension	55%	36%	9%	0%	11
Group Collaboration	27%	64%	9%	0%	11
Critical Analysis	73%	18%	9%	0%	11
Problem Resolution	36%	45%	18%	0%	11
Use of Mathematics Appropriate to Field	22%	56%	22%	0%	9
Use of Computers Appropriate to Field	10%	70%	20%	0%	10
Learning On Your Own	27%	64%	9%	0%	11

14b. To what degree did university help you develop the following skills?	UBC				
	Very High	High	Low	Very Low	# Resp.
Written Communication	22%	60%	16%	2%	2,179
Oral Communication	18%	61%	20%	1%	2,194
Reading and Comprehension	25%	63%	12%	1%	2,178
Group Collaboration	19%	57%	23%	1%	2,160
Critical Analysis	32%	58%	9%	1%	2,215
Problem Resolution	11%	58%	29%	2%	2,160
Use of Mathematics Appropriate to Field	16%	43%	34%	6%	1,747
Use of Computers Appropriate to Field	12%	40%	40%	8%	1,947
Learning On Your Own	28%	61%	10%	1%	2,189

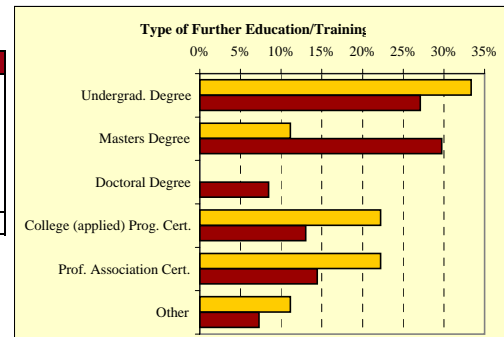


FURTHER EDUCATION

15. Took further formal education since 2000 graduation	52.1002	UBC
Yes:	9 (82%)	1,462 (65%)
Not currently enrolled	8 (73%)	898 (40%)
Currently enrolled full-time	- (0%)	325 (14%)
Currently enrolled part-time	1 (9%)	230 (10%)
No	2 (18%)	782 (35%)
Total	11 (100%)	2,244 (100%)

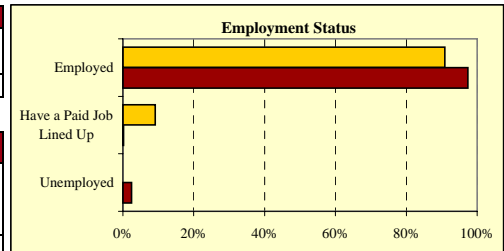


16. Type of Formal Post-Secondary Education	52.1002	UBC
Undergraduate Degree	3 (33%)	391 (27%)
Masters Degree	1 (11%)	429 (30%)
Doctoral Degree	- (0%)	122 (8%)
College (applied) Program Certification	2 (22%)	188 (13%)
Professional Association Certification	2 (22%)	208 (14%)
Other	1 (11%)	105 (7%)
Total Respondents	61 (679%)	1,443 (100%)



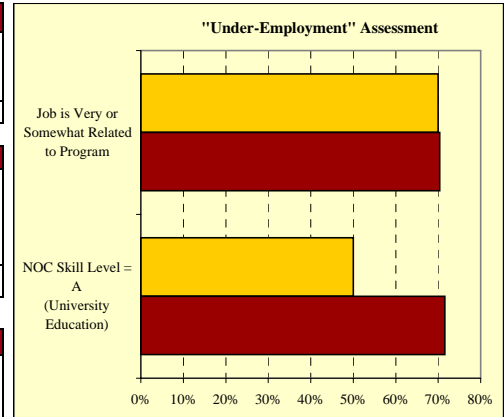
EMPLOYMENT

17. Labour Force Status:	52.1002	UBC		
In Labour Force (working or seeking work)	11	100%	1,978	88%
Not in Labour Force	-	0%	265	12%
Grand Total	11	100%	2,243	100%



18. Employment Status of those IN Labour Force:	52.1002	UBC		
Employed	10	91%	1,926	97%
Have a Paid Job Lined Up	1	9%	3	0%
Unemployed	-	0%	49	2%
Total Labour Force	11	100%	1,978	100%

19. Status of Graduates NOT in Labour Force:	52.1002	UBC		
Attending School FT	N/A		171	65%
Attending School PT	N/A		6	2%
Other	N/A		88	33%
Total NOT in Labour Force	-		265	100%

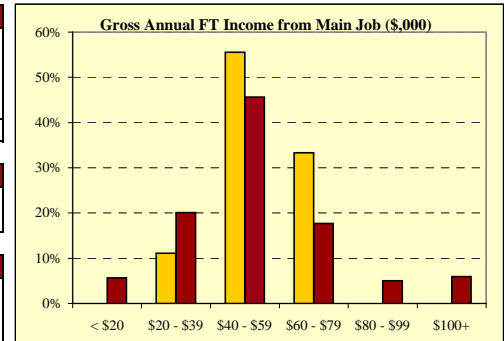


20. Employment Type:	52.1002	UBC		
Paid worker	10	100%	1,706	89%
Self-employed	-	0%	153	8%
Both a paid worker and self-employed	-	0%	67	3%
Total Employed	10	100%	1,926	100%

21. Job Characteristics:	52.1002	UBC		
I hold more than one job	-	0%*	243	13%*
My main job is full-time (>= 30 hours per week)	10	100%**	1,655	88%**

* of total employed ** of those who provided data on hours/week worked

22. How related is your main job to your program?	52.1002	UBC		
Very Related	3	30%	844	44%
Somewhat Related	4	40%	511	27%
Not Very Related	1	10%	248	13%
Not At All Related	2	20%	322	17%
Total	10	100%	1,925	100%

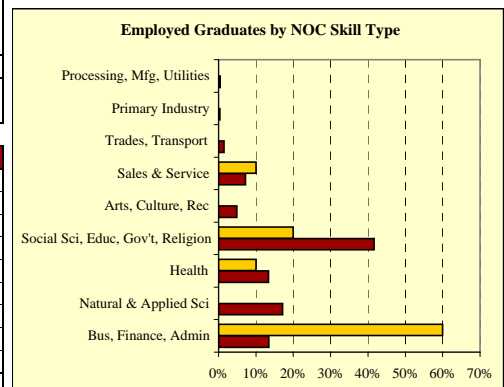


23. "Under-employment" Assessment:	52.1002	UBC		
Job is very or somewhat related to program	7	70%	1,355	70%
NOC Skill Level = A (University Education)	5	50%	1,376	72%

* of total valid responses

24. Gross Annual Income from Main Job:*	52.1002	UBC		
Less than \$20,000	-	0%	99	6%
\$20,000 to \$39,999	1	11%	350	20%
\$40,000 to \$59,999	5	56%	796	46%
\$60,000 to \$79,999	3	33%	308	18%
\$80,000 to \$99,999	-	0%	87	5%
\$100,000 and Above	-	0%	103	6%
Total	9	100%	1,743	100%
Median Annual Income (full-time)	\$53,000		\$50,000	
Average Annual Income (full-time)	\$55,556		\$56,514	

* where data provided



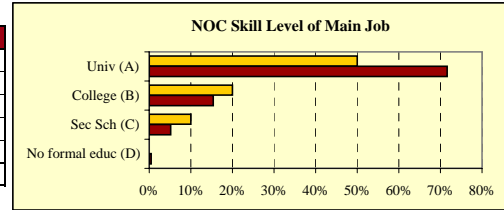
25. NOC Skill Type of Main Job:	52.1002	UBC		
Business, Finance and Administration	6	60%	257	13%
Natural and Applied Sciences and Related	-	0%	328	17%
Health	1	10%	256	13%
Social Sciences, Educ., Gov't Services, Religion	2	20%	795	42%
Arts, Culture, Recreation and Sport	-	0%	93	5%
Sales and Service	1	10%	138	7%
Trades, Transport and Eqp. Operators and Related	-	0%	28	1%
Unique to the Primary Industry	-	0%	7	0%
Unique to Processing, Manufacturing and Utilities	-	0%	9	0%
Total	10	100%	1,911	100%

Detailed Summary of Survey Results
University of British Columbia
6 Digit CIP: 52.1002: Labor/Personnel Relations & Studies

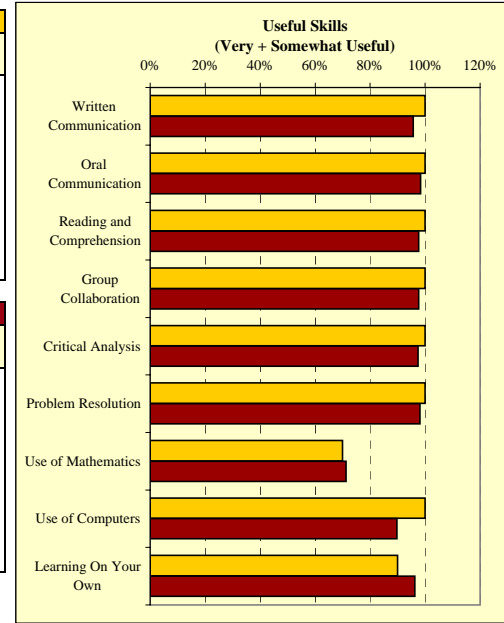
■ UBC
■ 52.1002

EMPLOYMENT, continued

NOC Skill Level of Main Job:	52.1002		UBC	
A. University education	5	50%	1,376	72%
B. College education/trade apprenticeship	2	20%	296	15%
C. Secondary school + job-specific training	1	10%	99	5%
D. No formal education	-	0%	9	0%
No skill level assigned (management)	2	20%	142	7%
Total	10	100%	1,922	100%



How useful are the following skills and abilities in doing your main job?	52.1002				
	Very Useful	Somewhat Useful	Not Very Useful	Not at all Useful	# Resp.
Written Communication	100%	0%	0%	0%	10
Oral Communication	100%	0%	0%	0%	10
Reading and Comprehension	90%	10%	0%	0%	10
Group Collaboration	80%	20%	0%	0%	10
Critical Analysis	90%	10%	0%	0%	10
Problem Resolution	80%	20%	0%	0%	10
Use of Mathematics Appropriate to Field	40%	30%	10%	20%	10
Use of Computers Appropriate to Field	50%	50%	0%	0%	10
Learning On Your Own	80%	10%	10%	0%	10



How useful are the following skills and abilities in doing your main job?	UBC				
	Very Useful	Somewhat Useful	Not Very Useful	Not at all Useful	# Resp.
Written Communication	76%	20%	3%	2%	1,925
Oral Communication	87%	12%	1%	0%	1,925
Reading and Comprehension	80%	18%	2%	0%	1,925
Group Collaboration	81%	16%	2%	1%	1,924
Critical Analysis	81%	16%	2%	0%	1,925
Problem Resolution	82%	17%	2%	0%	1,925
Use of Mathematics Appropriate to Field	31%	40%	15%	14%	1,915
Use of Computers Appropriate to Field	59%	31%	5%	5%	1,924
Learning On Your Own	74%	22%	3%	1%	1,925

Top 10 Full-time Occupations of 52.1002 Graduates:		52.1002	
NOC	NOC Skill Level Description	% Employed FT in this Occ.**	Median FT Salary
*			
*			
*			
*			
*			
*			
*			
*			
*			
*			

*data not displayed where n < 5

**percentages cited are of those for whom occupational data was provided, full-time and part-time

Top 10 Full-time Occupations of Graduates from University of British Columbia:		UBC	
NOC	NOC Skill Level Description	% Employed FT in this Occ.**	Median FT Salary
4141	A Secondary School Teachers	12.2%	\$46,000
4142	A Elem & Kindergarten Teacher	8.3%	\$45,500
4112	A Lawyers & Quebec Notaries	5.3%	\$75,000
3152	A Registered Nurses	2.3%	\$61,000
2174	A Computer Programmers/Interactive Media Developers	2.2%	\$55,000
2131	A Civil Engineers	1.8%	\$55,000
3112	A General Practitioners	1.6%	\$47,000
1111	A Financial Auditors & Acnts	1.6%	\$51,000
3131	A Pharmacists	1.5%	\$80,000
2171	A Information Systems Analysts and Consultants	1.3%	\$64,000

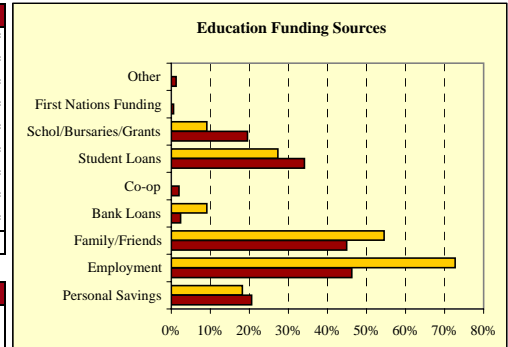
*data not displayed where n < 5

**percentages cited are of those for whom occupational data was provided, full-time and part-time

EDUCATION FINANCING

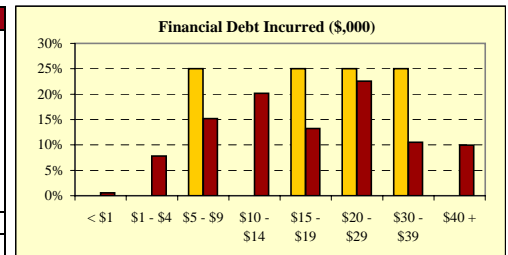
29. Education Funding Sources (2 sources per respondent):	52.1002	UBC
Personal Savings	2 18%*	462 21%*
Employment	8 73%*	1,037 46%*
Family/Friends	6 55%*	1,008 45%*
Bank Loans	1 9%*	53 2%*
Student Loans	3 27%*	765 34%*
Scholarships/Bursaries/Grants	1 9%*	437 19%*
Co-op	- 0%*	45 2%*
First Nations Funding	- 0%*	12 1%*
Other	- 0%*	28 1%*
Total Respondents	11	2,244

* Percentage of respondents who identified this source



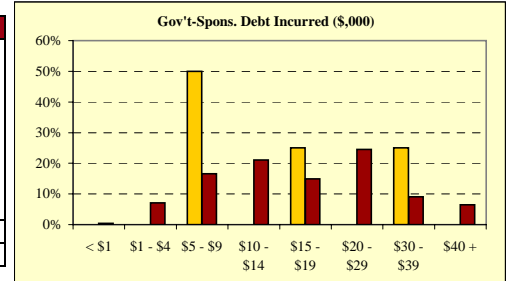
30. Financial Debt Incurred to Finance Univ. Education:	52.1002	UBC
Incurred any form of financial debt	4 36%*	922 41%
Incurred government-sponsored student loan debt	4 36%*	792 35%

* Percentage of respondents who provided data



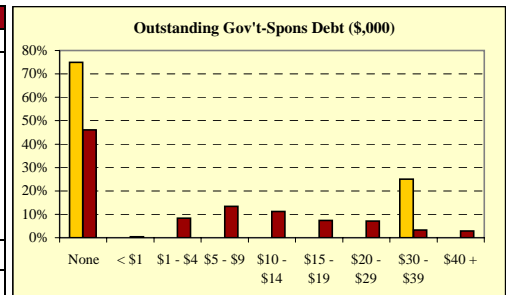
31. Financial Debt Amount:*	52.1002	UBC
< \$1,000	- 0%	5 1%
\$1,000 to \$4,999	- 0%	72 8%
\$5,000 to \$9,999	1 25%	140 15%
\$10,000 to \$14,999	- 0%	186 20%
\$15,000 to \$19,999	1 25%	122 13%
\$20,000 to \$29,999	1 25%	208 23%
\$30,000 to \$39,999	1 25%	97 11%
\$40,000 or More	- 0%	92 10%
Total	4	922
Median Financial Debt	\$21,000	\$15,000

*includes only cases where financial debt was incurred



32. Government-Sponsored Student Loan Debt Amount:*	52.1002	UBC
< \$1,000	- 0%	3 0%
\$1,000 to \$4,999	- 0%	56 7%
\$5,000 to \$9,999	2 50%	131 17%
\$10,000 to \$14,999	- 0%	167 21%
\$15,000 to \$19,999	1 25%	118 15%
\$20,000 to \$29,999	- 0%	194 24%
\$30,000 to \$39,999	1 25%	72 9%
\$40,000 or More	- 0%	51 6%
Total	4	792
Median Gov't-Sponsored Student Loan Debt	\$12,500	\$15,000

*includes only cases where government-sponsored debt was incurred



33. Outstanding Gov't-Sponsored Loan Debt Amount:*	52.1002	UBC
None - Loan repaid in full	3 75%	341 46%
< \$1,000	- 0%	3 0%
\$1,000 to \$4,999	- 0%	62 8%
\$5,000 to \$9,999	- 0%	99 13%
\$10,000 to \$14,999	- 0%	83 11%
\$15,000 to \$19,999	- 0%	55 7%
\$20,000 to \$29,999	- 0%	53 7%
\$30,000 to \$39,999	1 25%	24 3%
\$40,000 or More	- 0%	21 3%
Total	4	741
Median Gov't-Sponsored Loan Debt Outstanding	\$0	\$2,500

*includes only cases where government-sponsored debt was incurred, and valid "amount remaining" was provided

SPECIAL SECTION ON CITIZENSHIP

34. To what extent did your university experience lead you to develop and use effective leadership skills?	52.1002		UBC	
To a great extent	2	18%	517	23%
To some extent	8	73%	1,105	49%
To a small extent	1	9%	466	21%
To no extent at all	-	0%	154	7%
Total	11	100%	2,242	100%

35. To what extent did your university experience lead you to appreciate your rights, responsibilities and privileges as a citizen?	52.1002		UBC	
To a great extent	2	18%	541	24%
To some extent	7	64%	1,064	47%
To a small extent	1	9%	453	20%
To no extent at all	-	0%	178	8%
Total	10	91%	2,236	100%

36. In the past 12 months, as an unpaid volunteer, have you...	52.1002		UBC	
worked for any type of organization?	5	45%	1,248	56%
done any canvassing, campaigning or fundraising?	3	60%	524	42%
done any coaching, mentoring or tutoring?	1	20%	791	64%
engaged in any activities aimed at bringing about social or environmental change?	2	40%	594	48%
helped organize or supervise activities or events for an organization?	3	60%	847	68%
done any consulting, executive, office or administrative work?	2	40%	411	33%
collected, served or delivered food or other goods?	-	0%	329	26%
been involved in the identification and description of practical community problems?	-	0%	310	25%
Average hours volunteered over last 12 months *	47		117	

*includes only cases where volunteer activity was reported

37. To what extent did your entire university experience – including extra-curricular and social activities – motivate you to participate in volunteering? *	52.1002		UBC	
To a great extent	1	20%	169	14%
To some extent	-	0%	415	33%
To a small extent	3	60%	332	27%
To no extent at all	1	20%	329	26%
Total	5	100%	1,245	100%

*includes only cases where volunteer activity was reported

38. Are you a member or participant in...	52.1002		UBC	
a work-related organization such as a union or professional association?	9	82%	1,427	64%
a political organization?	1	9%	137	6%
a cultural, education or hobby organization?	3	27%	721	32%
a sports or recreation organization?	4	36%	930	41%
a religious-affiliated group?	1	9%	455	20%
a school group, a neighbourhood, civic or community association?	-	0%	486	22%
Avg. charitable contributions over last 12 months *	\$250		\$687	

*includes only cases where financial contributions were reported

39. To what extent did your entire university experience – including extra-curricular and social activities – motivate you to contribute financially to charitable or non-profit organizations?	52.1002		UBC	
To a great extent	-	0%	81	5%
To some extent	2	20%	385	22%
To a small extent	4	40%	492	28%
To no extent at all	4	40%	806	46%
Total	10	100%	1,764	100%

