

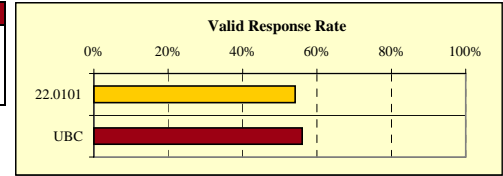
B.C. University Student Outcomes 2005 Survey of 2000 Baccalaureate Graduates

Detailed Summary of Survey Results
University of British Columbia
6 Digit CIP: 22.0101: Law (L.L.B., J.D.)

■ UBC
■ 22.0101

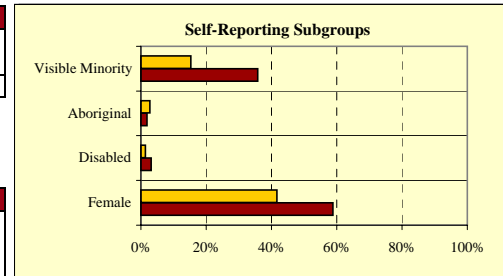
RESPONSE RATE

1. Survey Response Rate:	22.0101	UBC		
2000 Baccalaureate Graduates Survey Cohort	165		5,198	
Net Frame	133		4,005	
Survey Respondents and Valid Response Rate	72	54%	2,244	56%



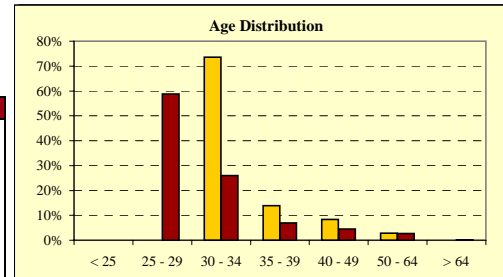
DEMOGRAPHIC INFORMATION

2. Gender:	22.0101	UBC		
Male	42	58%	925	41%
Female	30	42%	1,319	59%
Total	72	100%	2,244	100%

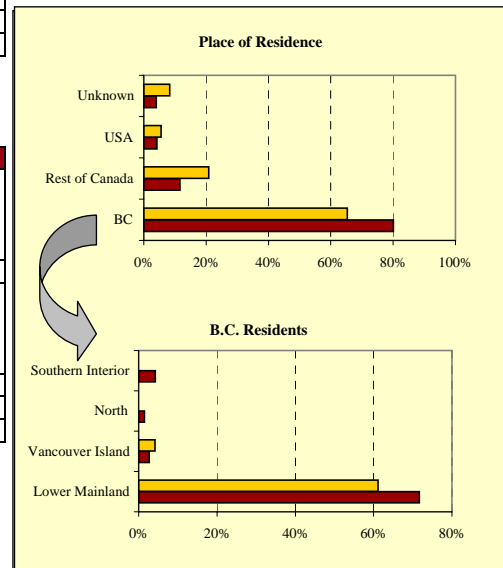


3. Self-Reporting Subgroups:	22.0101	UBC		
Disabled	1	1%	70	3%
Aboriginal	2	3%	42	2%
Visible Minority	11	15%	803	36%

4. Age (at time of survey):	22.0101	UBC		
< 25	-	0%	1	0%
25 to 29	-	0%	1,319	59%
30 to 34	53	74%	583	26%
35 to 39	10	14%	157	7%
40 to 49	6	8%	102	5%
50 to 64	2	3%	60	3%
> 64	-	0%	2	0%
Unknown	1	1%	20	1%
Total	72	100%	2,244	100%
Mean Age:	34.3		30.9	

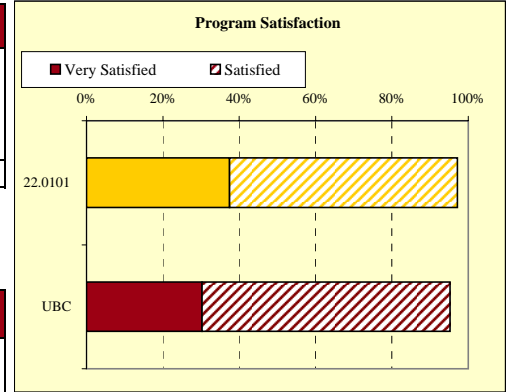


5. Place of Residence (at time of survey):	22.0101	UBC		
BC - Lower Mainland	44	61%	1,609	72%
BC - Vancouver Island	3	4%	61	3%
BC - North	-	0%	33	1%
BC - Southern Interior	-	0%	95	4%
BC Subtotal	47	65%	1,798	80%
Canada - Alberta	6	8%	83	4%
Canada - Ontario	7	10%	125	6%
Canada - Other	2	3%	52	2%
U.S.A.	4	6%	95	4%
Non-BC Subtotal	19	26%	355	16%
Unknown	6	8%	91	4%
Total	72	100%	2,244	100%

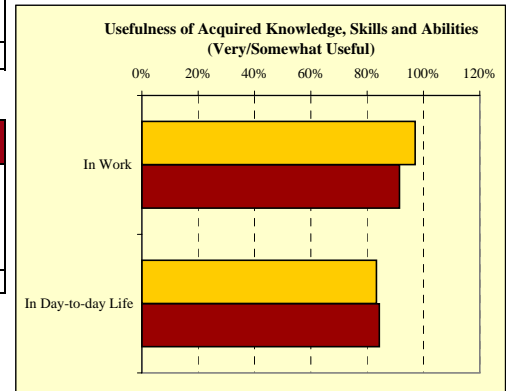


EDUCATION EVALUATION

8. Program Satisfaction:	22.0101		UBC	
Very Satisfied	27	38%	675	30%
Satisfied	43	60%	1,453	65%
Dissatisfied	1	1%	88	4%
Very Dissatisfied	1	1%	17	1%
Total	72	100%	2,233	100%

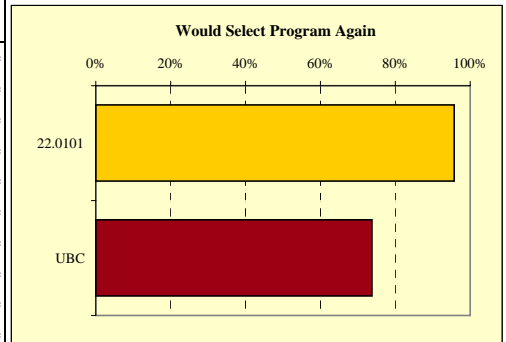


6. Usefulness of Knowledge, Skills, and Abilities Acquired at University in Work:	22.0101		UBC	
Very Useful	47	70%	913	47%
Somewhat Useful	18	27%	847	44%
Not Very Useful	2	3%	120	6%
Not at All Useful	-	0%	44	2%
Total	67	100%	1,924	100%



7. Usefulness of Knowledge, Skills, and Abilities Acquired at University in Day-to-day Life:	22.0101		UBC	
Very Useful	21	32%	532	28%
Somewhat Useful	34	52%	1,087	57%
Not Very Useful	10	15%	250	13%
Not at All Useful	1	2%	51	3%
Total	66	100%	1,920	100%

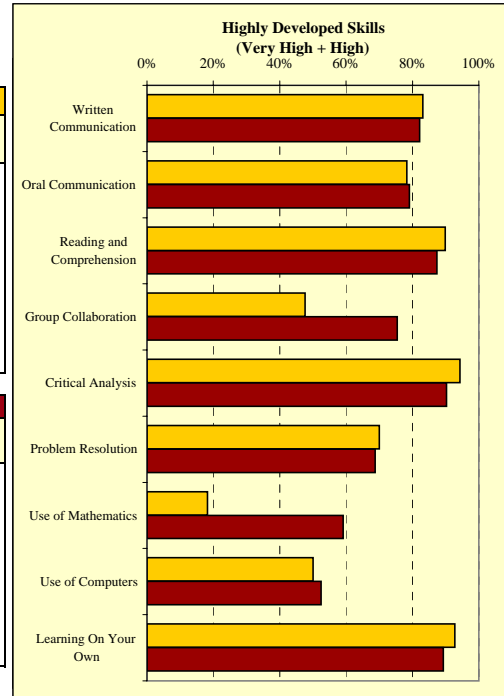
9. Would you select the same program again?	22.0101		UBC	
Yes	67	96%	1,606	74%
No, because . . . (multiple response question)	3		571	
. . . interests have changed	1	25%*	201	28%*
. . . courses were not practical	-	0%*	115	16%*
. . . little or no career opportunities	2	50%*	228	32%*
. . . not enough course variety	-	0%*	8	1%*
. . . skills acquired were not very useful	-	0%*	34	5%*
. . . courses were poorly taught	-	0%*	23	3%*
. . . program was too general	-	0%*	62	9%*
. . . did not agree with grading system	-	0%*	6	1%*
. . . did not like institution	-	0%*	16	2%*
. . . other	1	25%*	26	4%*



* Percent of total responses, among those who would not take program again

SKILL DEVELOPMENT

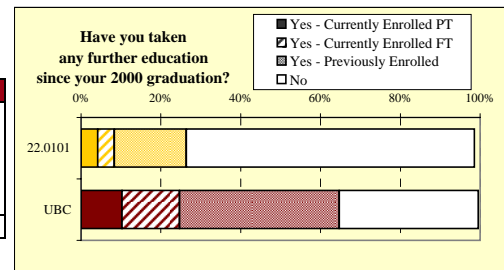
14a. To what degree did university help you develop the following skills?	22.0101				
	Very High	High	Low	Very Low	# Resp.
Written Communication	25%	58%	15%	1%	71
Oral Communication	20%	58%	20%	1%	69
Reading and Comprehension	35%	55%	9%	1%	69
Group Collaboration	6%	41%	49%	3%	63
Critical Analysis	37%	57%	4%	1%	70
Problem Resolution	17%	53%	29%	1%	70
Use of Mathematics Appropriate to Field	0%	18%	58%	24%	33
Use of Computers Appropriate to Field	6%	44%	42%	8%	64
Learning On Your Own	33%	59%	7%	0%	69



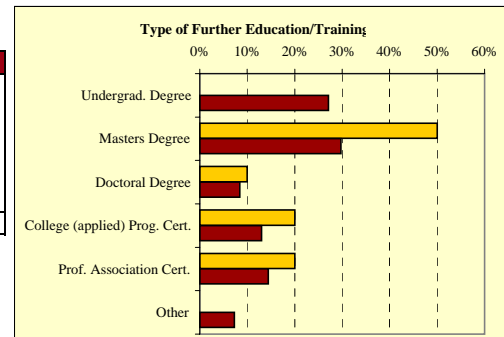
14b. To what degree did university help you develop the following skills?	UBC				
	Very High	High	Low	Very Low	# Resp.
Written Communication	22%	60%	16%	2%	2,179
Oral Communication	18%	61%	20%	1%	2,194
Reading and Comprehension	25%	63%	12%	1%	2,178
Group Collaboration	19%	57%	23%	1%	2,160
Critical Analysis	32%	58%	9%	1%	2,215
Problem Resolution	11%	58%	29%	2%	2,160
Use of Mathematics Appropriate to Field	16%	43%	34%	6%	1,747
Use of Computers Appropriate to Field	12%	40%	40%	8%	1,947
Learning On Your Own	28%	61%	10%	1%	2,189

FURTHER EDUCATION

15. Took further formal education since 2000 graduation	22.0101	UBC
Yes:	20	1,462
Not currently enrolled	13	898
Currently enrolled full-time	3	325
Currently enrolled part-time	3	230
No	52	782
Total	72	2,244



16. Type of Formal Post-Secondary Education	22.0101	UBC
Undergraduate Degree	-	391
Masters Degree	10	429
Doctoral Degree	2	122
College (applied) Program Certification	4	188
Professional Association Certification	4	208
Other	-	105
Total Respondents	42	1,443

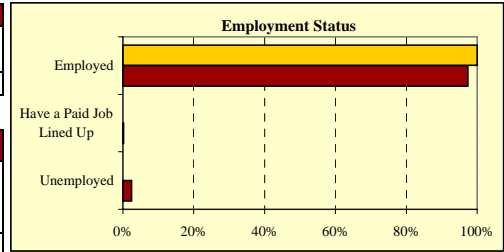


Detailed Summary of Survey Results
University of British Columbia
6 Digit CIP: 22.0101: Law (L.L.B., J.D.)

■ UBC
■ 22.0101

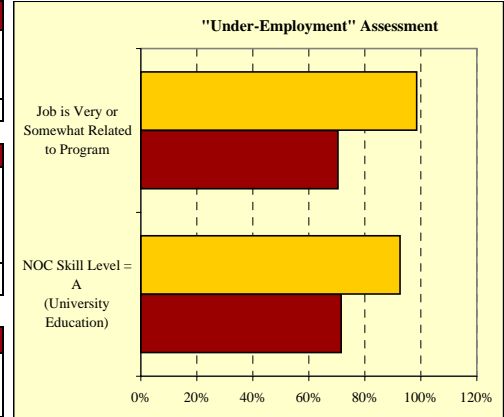
EMPLOYMENT

17. Labour Force Status:	22.0101	UBC		
In Labour Force (working or seeking work)	67	93%	1,978	88%
Not in Labour Force	5	7%	265	12%
Grand Total	72	100%	2,243	100%



18. Employment Status of those IN Labour Force:	22.0101	UBC		
Employed	67	100%	1,926	97%
Have a Paid Job Lined Up	-	0%	3	0%
Unemployed	-	0%	49	2%
Total Labour Force	67	100%	1,978	100%

19. Status of Graduates NOT in Labour Force:	22.0101	UBC		
Attending School FT	2	40%	171	65%
Attending School PT	-	0%	6	2%
Other	3	60%	88	33%
Total NOT in Labour Force	5	100%	265	100%

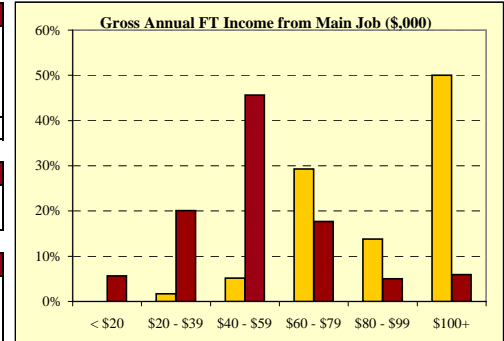


20. Employment Type:	22.0101	UBC		
Paid worker	56	84%	1,706	89%
Self-employed	9	13%	153	8%
Both a paid worker and self-employed	2	3%	67	3%
Total Employed	67	100%	1,926	100%

21. Job Characteristics:	22.0101	UBC		
I hold more than one job	2	3%*	243	13%*
My main job is full-time (>= 30 hours per week)	61	94%**	1,655	88%**

* of total employed ** of those who provided data on hours/week worked

22. How related is your main job to your program?	22.0101	UBC		
Very Related	55	82%	844	44%
Somewhat Related	11	16%	511	27%
Not Very Related	-	0%	248	13%
Not At All Related	1	1%	322	17%
Total	67	100%	1,925	100%

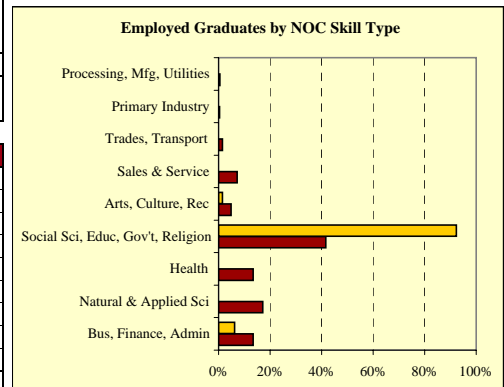


23. "Under-employment" Assessment:	22.0101	UBC		
Job is very or somewhat related to program	66	99%	1,355	70%
NOC Skill Level = A (University Education)	62	93%	1,376	72%

* of total valid responses

24. Gross Annual Income from Main Job:*	22.0101	UBC		
Less than \$20,000	-	0%	99	6%
\$20,000 to \$39,999	1	2%	350	20%
\$40,000 to \$59,999	3	5%	796	46%
\$60,000 to \$79,999	17	29%	308	18%
\$80,000 to \$99,999	8	14%	87	5%
\$100,000 and Above	29	50%	103	6%
Total	58	100%	1,743	100%
Median Annual Income (full-time)	\$100,000		\$50,000	
Average Annual Income (full-time)	\$103,371		\$56,514	

* where data provided



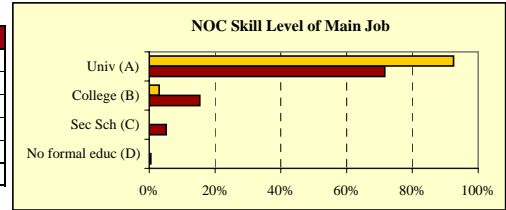
25. NOC Skill Type of Main Job:	22.0101	UBC		
Business, Finance and Administration	4	6%	257	13%
Natural and Applied Sciences and Related	-	0%	328	17%
Health	-	0%	256	13%
Social Sciences, Educ., Gov't Services, Religion	60	92%	795	42%
Arts, Culture, Recreation and Sport	1	2%	93	5%
Sales and Service	-	0%	138	7%
Trades, Transport and Eqp. Operators and Related	-	0%	28	1%
Unique to the Primary Industry	-	0%	7	0%
Unique to Processing, Manufacturing and Utilities	-	0%	9	0%
Total	65	100%	1,911	100%

Detailed Summary of Survey Results
University of British Columbia
6 Digit CIP: 22.0101: Law (L.L.B., J.D.)

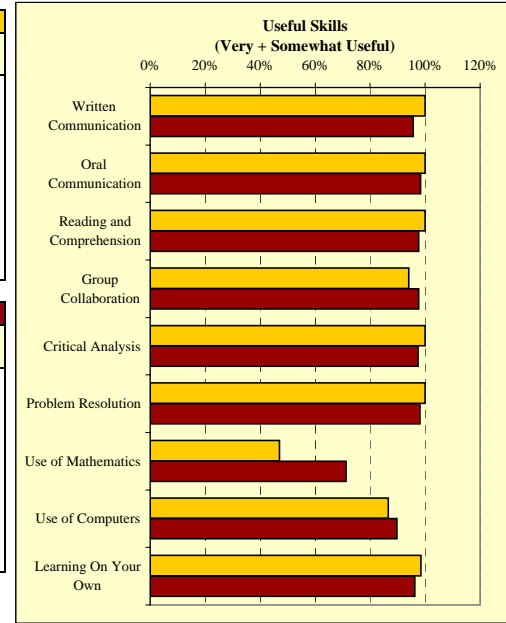
■ UBC
■ 22.0101

EMPLOYMENT, continued

NOC Skill Level of Main Job:	22.0101	UBC
A. University education	62	93%
B. College education/trade apprenticeship	2	3%
C. Secondary school + job-specific training	-	0%
D. No formal education	-	0%
No skill level assigned (management)	3	4%
Total	67	100%



How useful are the following skills and abilities in doing your main job?	22.0101				# Resp.
	Very Useful	Somewhat Useful	Not Very Useful	Not at all Useful	
Written Communication	99%	1%	0%	0%	67
Oral Communication	94%	6%	0%	0%	67
Reading and Comprehension	97%	3%	0%	0%	67
Group Collaboration	63%	31%	6%	0%	67
Critical Analysis	99%	1%	0%	0%	67
Problem Resolution	91%	9%	0%	0%	67
Use of Mathematics Appropriate to Field	8%	39%	18%	35%	66
Use of Computers Appropriate to Field	55%	31%	10%	3%	67
Learning On Your Own	75%	24%	1%	0%	67



How useful are the following skills and abilities in doing your main job?	UBC				# Resp.
	Very Useful	Somewhat Useful	Not Very Useful	Not at all Useful	
Written Communication	76%	20%	3%	2%	1,925
Oral Communication	87%	12%	1%	0%	1,925
Reading and Comprehension	80%	18%	2%	0%	1,925
Group Collaboration	81%	16%	2%	1%	1,924
Critical Analysis	81%	16%	2%	0%	1,925
Problem Resolution	82%	17%	2%	0%	1,925
Use of Mathematics Appropriate to Field	31%	40%	15%	14%	1,915
Use of Computers Appropriate to Field	59%	31%	5%	5%	1,924
Learning On Your Own	74%	22%	3%	1%	1,925

Top 10 Full-time Occupations of 22.0101 Graduates:			22.0101	
NOC	NOC Skill Level Description		% Employed FT in this Occ.**	Median FT Salary
4112	A Lawyers & Quebec Notaries		80.6%	\$100,000
*				
*				
*				
*				
*				
*				
*				

*data not displayed where n < 5

**percentages cited are of those for whom occupational data was provided, full-time and part-time

Top 10 Full-time Occupations of Graduates from University of British Columbia:			UBC	
NOC	NOC Skill Level Description		% Employed FT in this Occ.**	Median FT Salary
4141	A Secondary School Teachers		12.2%	\$46,000
4142	A Elem & Kindergarten Teacher		8.3%	\$45,500
4112	A Lawyers & Quebec Notaries		5.3%	\$75,000
3152	A Registered Nurses		2.3%	\$61,000
2174	A Computer Programmers/Interactive Media Developers		2.2%	\$55,000
2131	A Civil Engineers		1.8%	\$55,000
3112	A General Practitioners		1.6%	\$47,000
1111	A Financial Auditors & Acnts		1.6%	\$51,000
3131	A Pharmacists		1.5%	\$80,000
2171	A Information Systems Analysts and Consultants		1.3%	\$64,000

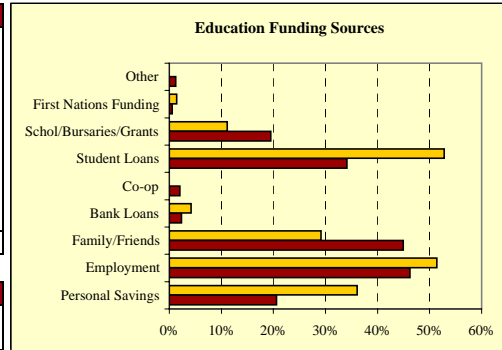
*data not displayed where n < 5

**percentages cited are of those for whom occupational data was provided, full-time and part-time

EDUCATION FINANCING

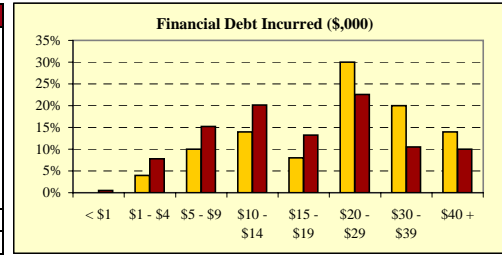
29. Education Funding Sources (2 sources per respondent):	22.0101	UBC
Personal Savings	26 36%*	462 21%*
Employment	37 51%*	1,037 46%*
Family/Friends	21 29%*	1,008 45%*
Bank Loans	3 4%*	53 2%*
Student Loans	38 53%*	765 34%*
Scholarships/Bursaries/Grants	8 11%*	437 19%*
Co-op	- 0%*	45 2%*
First Nations Funding	1 1%*	12 1%*
Other	- 0%*	28 1%*
Total Respondents	72	2,244

* Percentage of respondents who identified this source



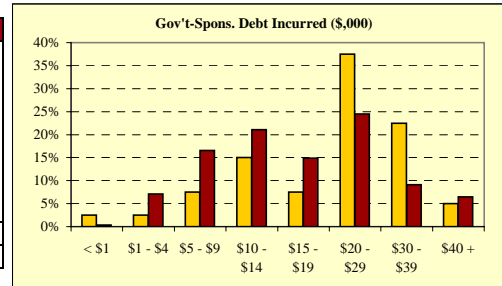
30. Financial Debt Incurred to Finance Univ. Education:	22.0101	UBC
Incurred any form of financial debt	50 69%*	922 41%
Incurred government-sponsored student loan debt	40 56%*	792 35%

* Percentage of respondents who provided data



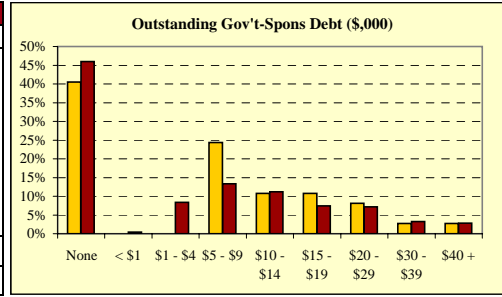
31. Financial Debt Amount:*	22.0101	UBC
< \$1,000	- 0%	5 1%
\$1,000 to \$4,999	2 4%	72 8%
\$5,000 to \$9,999	5 10%	140 15%
\$10,000 to \$14,999	7 14%	186 20%
\$15,000 to \$19,999	4 8%	122 13%
\$20,000 to \$29,999	15 30%	208 23%
\$30,000 to \$39,999	10 20%	97 11%
\$40,000 or More	7 14%	92 10%
Total	50	922
Median Financial Debt	\$24,500	\$15,000

*includes only cases where financial debt was incurred



32. Government-Sponsored Student Loan Debt Amount:*	22.0101	UBC
< \$1,000	1 3%	3 0%
\$1,000 to \$4,999	1 3%	56 7%
\$5,000 to \$9,999	3 8%	131 17%
\$10,000 to \$14,999	6 15%	167 21%
\$15,000 to \$19,999	3 8%	118 15%
\$20,000 to \$29,999	15 38%	194 24%
\$30,000 to \$39,999	9 23%	72 9%
\$40,000 or More	2 5%	51 6%
Total	40	792
Median Gov't-Sponsored Student Loan Debt	\$24,000	\$15,000

*includes only cases where government-sponsored debt was incurred



33. Outstanding Gov't-Sponsored Loan Debt Amount:*	22.0101	UBC
None - Loan repaid in full	15 41%	341 46%
< \$1,000	- 0%	3 0%
\$1,000 to \$4,999	- 0%	62 8%
\$5,000 to \$9,999	9 24%	99 13%
\$10,000 to \$14,999	4 11%	83 11%
\$15,000 to \$19,999	4 11%	55 7%
\$20,000 to \$29,999	3 8%	53 7%
\$30,000 to \$39,999	1 3%	24 3%
\$40,000 or More	1 3%	21 3%
Total	37	741
Median Gov't-Sponsored Loan Debt Outstanding	\$7,000	\$2,500

*includes only cases where government-sponsored debt was incurred, and valid "amount remaining" was provided

SPECIAL SECTION ON CITIZENSHIP

34. To what extent did your university experience lead you to develop and use effective leadership skills?	22.0101		UBC	
To a great extent	13	18%	517	23%
To some extent	32	44%	1,105	49%
To a small extent	17	24%	466	21%
To no extent at all	10	14%	154	7%
Total	72	100%	2,242	100%

35. To what extent did your university experience lead you to appreciate your rights, responsibilities and privileges as a citizen?	22.0101		UBC	
To a great extent	26	36%	541	24%
To some extent	29	40%	1,064	47%
To a small extent	11	15%	453	20%
To no extent at all	5	7%	178	8%
Total	71	99%	2,236	100%

36. In the past 12 months, as an unpaid volunteer, have you...	22.0101		UBC	
worked for any type of organization?	40	56%	1,248	56%
done any canvassing, campaigning or fundraising?	18	45%	524	42%
done any coaching, mentoring or tutoring?	19	48%	791	64%
engaged in any activities aimed at bringing about social or environmental change?	18	45%	594	48%
helped organize or supervise activities or events for an organization?	24	60%	847	68%
done any consulting, executive, office or administrative work?	18	45%	411	33%
collected, served or delivered food or other goods?	7	18%	329	26%
been involved in the identification and description of practical community problems?	10	25%	310	25%
Average hours volunteered over last 12 months *	66		117	

*includes only cases where volunteer activity was reported

37. To what extent did your entire university experience – including extra-curricular and social activities – motivate you to participate in volunteering? *	22.0101		UBC	
To a great extent	3	8%	169	14%
To some extent	19	49%	415	33%
To a small extent	9	23%	332	27%
To no extent at all	8	21%	329	26%
Total	39	100%	1,245	100%

*includes only cases where volunteer activity was reported

38. Are you a member or participant in...	22.0101		UBC	
a work-related organization such as a union or professional association?	61	85%	1,427	64%
a political organization?	12	17%	137	6%
a cultural, education or hobby organization?	19	26%	721	32%
a sports or recreation organization?	31	43%	930	41%
a religious-affiliated group?	11	15%	455	20%
a school group, a neighbourhood, civic or community association?	16	22%	486	22%
Avg. charitable contributions over last 12 months *	\$788		\$687	

*includes only cases where financial contributions were reported

39. To what extent did your entire university experience – including extra-curricular and social activities – motivate you to contribute financially to charitable or non-profit organizations?	22.0101		UBC	
To a great extent	5	8%	81	5%
To some extent	13	20%	385	22%
To a small extent	15	23%	492	28%
To no extent at all	33	50%	806	46%
Total	66	100%	1,764	100%

