

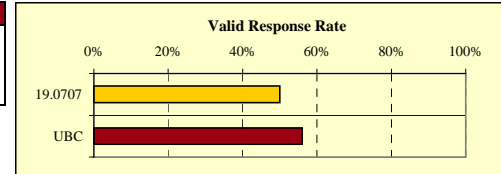
B.C. University Student Outcomes 2005 Survey of 2000 Baccalaureate Graduates

Detailed Summary of Survey Results
University of British Columbia
6 Digit CIP: 19.0707: Family and Community Services

■ UBC
■ 19.0707

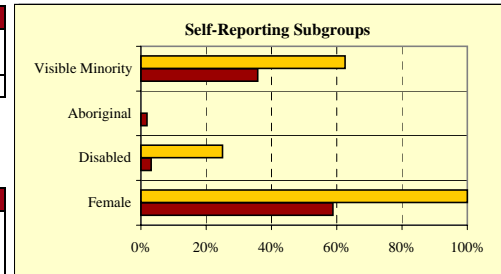
RESPONSE RATE

1. Survey Response Rate:	19.0707	UBC		
2000 Baccalaureate Graduates Survey Cohort	19		5,198	
Net Frame	16		4,005	
Survey Respondents and Valid Response Rate	8	50%	2,244	56%



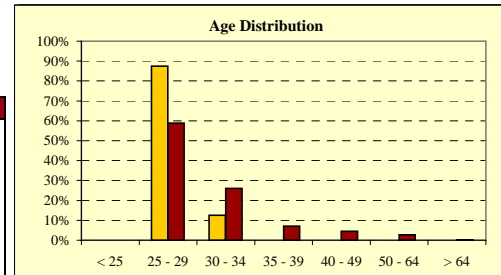
DEMOGRAPHIC INFORMATION

2. Gender:	19.0707	UBC		
Male	-	0%	925	41%
Female	8	100%	1,319	59%
Total	8	100%	2,244	100%

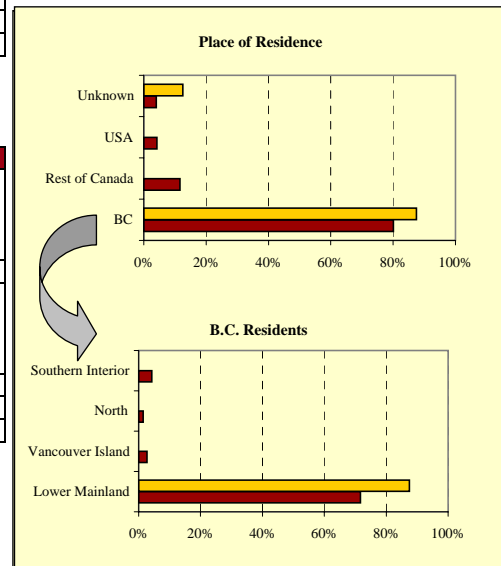


3. Self-Reporting Subgroups:	19.0707	UBC		
Disabled	2	25%	70	3%
Aboriginal	-	0%	42	2%
Visible Minority	5	63%	803	36%

4. Age (at time of survey):	19.0707	UBC		
< 25	-	0%	1	0%
25 to 29	7	88%	1,319	59%
30 to 34	1	13%	583	26%
35 to 39	-	0%	157	7%
40 to 49	-	0%	102	5%
50 to 64	-	0%	60	3%
> 64	-	0%	2	0%
Unknown	-	0%	20	1%
Total	8	100%	2,244	100%
Mean Age:	28.6		30.9	

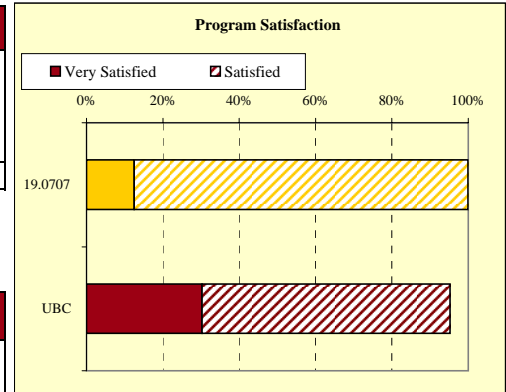


5. Place of Residence (at time of survey):	19.0707	UBC		
BC - Lower Mainland	7	88%	1,609	72%
BC - Vancouver Island	-	0%	61	3%
BC - North	-	0%	33	1%
BC - Southern Interior	-	0%	95	4%
BC Subtotal	7	88%	1,798	80%
Canada - Alberta	-	0%	83	4%
Canada - Ontario	-	0%	125	6%
Canada - Other	-	0%	52	2%
U.S.A.	-	0%	95	4%
Non-BC Subtotal	-	0%	355	16%
Unknown	1	13%	91	4%
Total	8	100%	2,244	100%

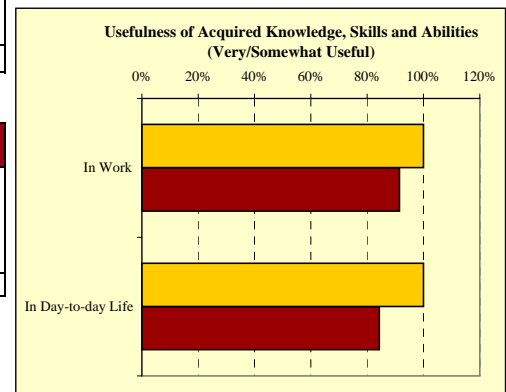


EDUCATION EVALUATION

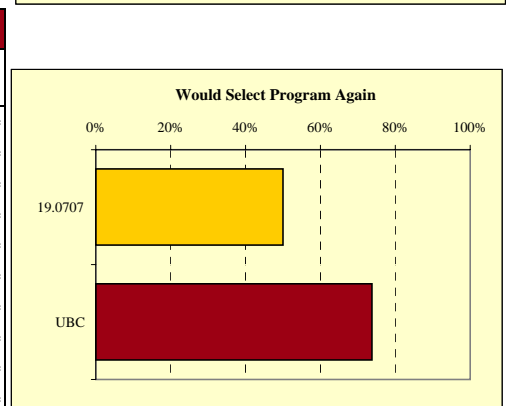
8. Program Satisfaction:	19.0707		UBC	
Very Satisfied	1	13%	675	30%
Satisfied	7	88%	1,453	65%
Dissatisfied	-	0%	88	4%
Very Dissatisfied	-	0%	17	1%
Total	8	100%	2,233	100%



6. Usefulness of Knowledge, Skills, and Abilities Acquired at University in Work:	19.0707		UBC	
Very Useful	4	57%	913	47%
Somewhat Useful	3	43%	847	44%
Not Very Useful	-	0%	120	6%
Not at All Useful	-	0%	44	2%
Total	7	100%	1,924	100%



7. Usefulness of Knowledge, Skills, and Abilities Acquired at University in Day-to-day Life:	19.0707		UBC	
Very Useful	1	14%	532	28%
Somewhat Useful	6	86%	1,087	57%
Not Very Useful	-	0%	250	13%
Not at All Useful	-	0%	51	3%
Total	7	100%	1,920	100%



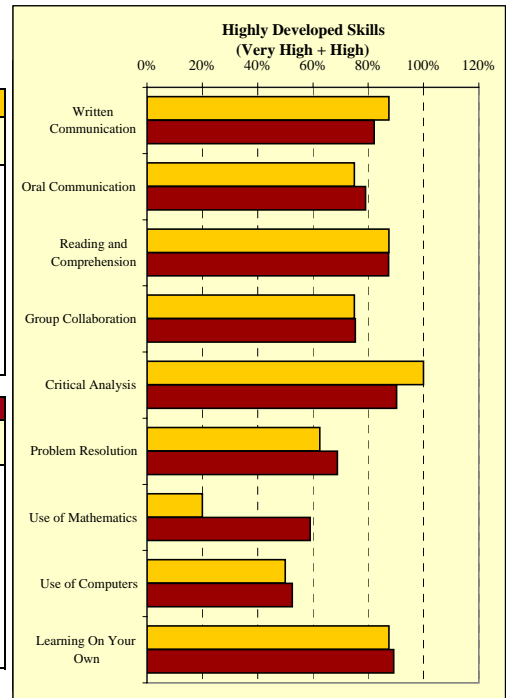
9. Would you select the same program again?	19.0707		UBC	
Yes	4	50%	1,606	74%
No, because . . . (multiple response question)	4		571	
. . . interests have changed	2	40%*	201	28%*
. . . courses were not practical	1	20%*	115	16%*
. . . little or no career opportunities	2	40%*	228	32%*
. . . not enough course variety	-	0%*	8	1%*
. . . skills acquired were not very useful	-	0%*	34	5%*
. . . courses were poorly taught	-	0%*	23	3%*
. . . program was too general	-	0%*	62	9%*
. . . did not agree with grading system	-	0%*	6	1%*
. . . did not like institution	-	0%*	16	2%*
. . . other	-	0%*	26	4%*

* Percent of total responses, among those who would not take program again

SKILL DEVELOPMENT

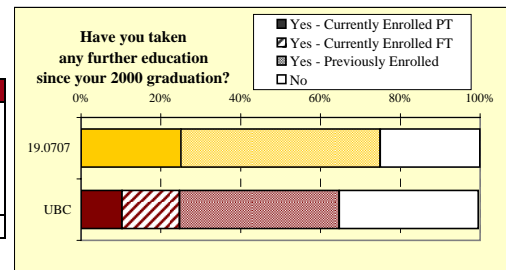
14a. To what degree did university help you develop the following skills?	19.0707				# Resp.
	Very High	High	Low	Very Low	
Written Communication	38%	50%	13%	0%	8
Oral Communication	13%	63%	25%	0%	8
Reading and Comprehension	13%	75%	13%	0%	8
Group Collaboration	13%	63%	25%	0%	8
Critical Analysis	50%	50%	0%	0%	8
Problem Resolution	0%	63%	38%	0%	8
Use of Mathematics Appropriate to Field	0%	20%	40%	40%	5
Use of Computers Appropriate to Field	0%	50%	25%	25%	4
Learning On Your Own	13%	75%	13%	0%	8

14b. To what degree did university help you develop the following skills?	UBC				# Resp.
	Very High	High	Low	Very Low	
Written Communication	22%	60%	16%	2%	2,179
Oral Communication	18%	61%	20%	1%	2,194
Reading and Comprehension	25%	63%	12%	1%	2,178
Group Collaboration	19%	57%	23%	1%	2,160
Critical Analysis	32%	58%	9%	1%	2,215
Problem Resolution	11%	58%	29%	2%	2,160
Use of Mathematics Appropriate to Field	16%	43%	34%	6%	1,747
Use of Computers Appropriate to Field	12%	40%	40%	8%	1,947
Learning On Your Own	28%	61%	10%	1%	2,189

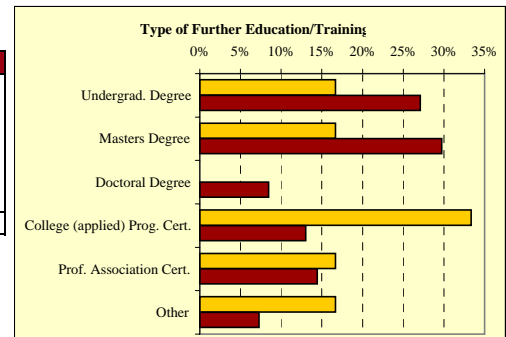


FURTHER EDUCATION

15. Took further formal education since 2000 graduation	19.0707	UBC
Yes:	6	1,462
Not currently enrolled	4	898
Currently enrolled full-time	-	325
Currently enrolled part-time	2	230
No	2	782
Total	8	2,244



16. Type of Formal Post-Secondary Education	19.0707	UBC
Undergraduate Degree	1	391
Masters Degree	1	429
Doctoral Degree	-	122
College (applied) Program Certification	2	188
Professional Association Certification	1	208
Other	1	105
Total Respondents	25	1,443

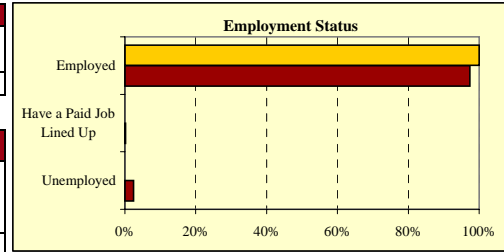


Detailed Summary of Survey Results
University of British Columbia
6 Digit CIP: 19.0707: Family and Community Services

■ UBC
■ 19.0707

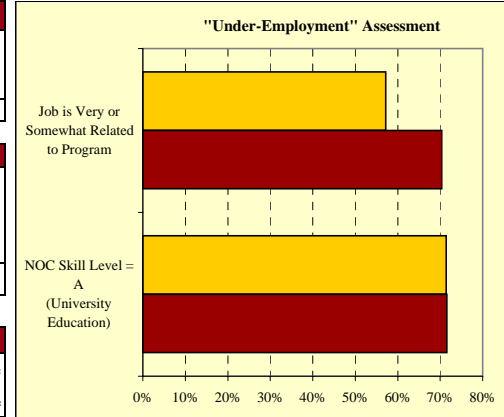
EMPLOYMENT

17. Labour Force Status:	19.0707	UBC
In Labour Force (working or seeking work)	7 88%	1,978 88%
Not in Labour Force	1 13%	265 12%
Grand Total	8 100%	2,243 100%



18. Employment Status of those IN Labour Force:	19.0707	UBC
Employed	7 100%	1,926 97%
Have a Paid Job Lined Up	- 0%	3 0%
Unemployed	- 0%	49 2%
Total Labour Force	7 100%	1,978 100%

19. Status of Graduates NOT in Labour Force:	19.0707	UBC
Attending School FT	- 0%	171 65%
Attending School PT	- 0%	6 2%
Other	1 100%	88 33%
Total NOT in Labour Force	1 100%	265 100%

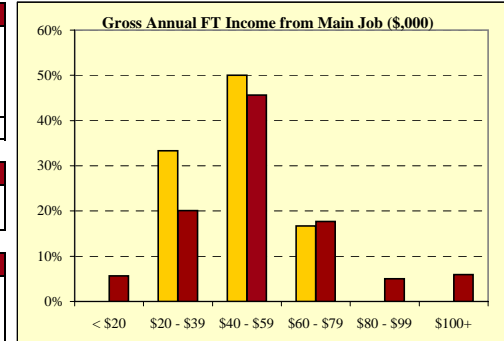


20. Employment Type:	19.0707	UBC
Paid worker	6 86%	1,706 89%
Self-employed	1 14%	153 8%
Both a paid worker and self-employed	- 0%	67 3%
Total Employed	7 100%	1,926 100%

21. Job Characteristics:	19.0707	UBC
I hold more than one job	1 14%*	243 13%*
My main job is full-time (>= 30 hours per week)	4 80%**	1,655 88%**

* of total employed ** of those who provided data on hours/week worked

22. How related is your main job to your program?	19.0707	UBC
Very Related	- 0%	844 44%
Somewhat Related	4 57%	511 27%
Not Very Related	1 14%	248 13%
Not At All Related	2 29%	322 17%
Total	7 100%	1,925 100%



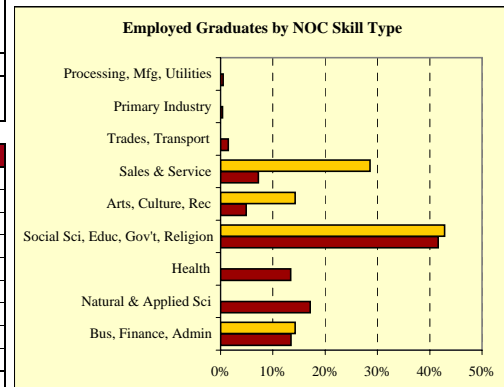
23. "Under-employment" Assessment:	19.0707	UBC
Job is very or somewhat related to program	4 57%	1,355 70%
NOC Skill Level = A (University Education)	5 71%	1,376 72%

* of total valid responses

24. Gross Annual Income from Main Job:*	19.0707	UBC
Less than \$20,000	- 0%	99 6%
\$20,000 to \$39,999	2 33%	350 20%
\$40,000 to \$59,999	3 50%	796 46%
\$60,000 to \$79,999	1 17%	308 18%
\$80,000 to \$99,999	- 0%	87 5%
\$100,000 and Above	- 0%	103 6%
Total	6 100%	1,743 100%
Median Annual Income (full-time)	\$39,000	\$50,000
Average Annual Income (full-time)	\$38,500	\$56,514

* where data provided

25. NOC Skill Type of Main Job:	19.0707	UBC
Business, Finance and Administration	1 14%	257 13%
Natural and Applied Sciences and Related	- 0%	328 17%
Health	- 0%	256 13%
Social Sciences, Educ., Gov't Services, Religion	3 43%	795 42%
Arts, Culture, Recreation and Sport	1 14%	93 5%
Sales and Service	2 29%	138 7%
Trades, Transport and Equip. Operators and Related	- 0%	28 1%
Unique to the Primary Industry	- 0%	7 0%
Unique to Processing, Manufacturing and Utilities	- 0%	9 0%
Total	7 100%	1,911 100%

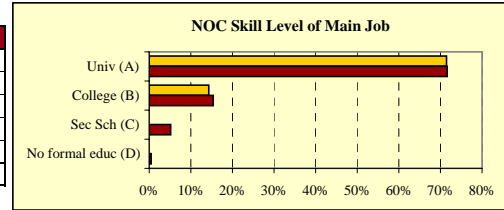


Detailed Summary of Survey Results
University of British Columbia
6 Digit CIP: 19.0707: Family and Community Services

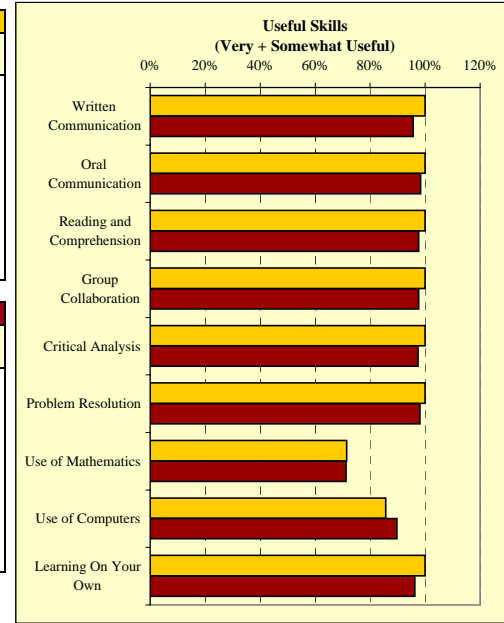
■ UBC
■ 19.0707

EMPLOYMENT, continued

NOC Skill Level of Main Job:	19.0707		UBC	
A. University education	5	71%	1,376	72%
B. College education/trade apprenticeship	1	14%	296	15%
C. Secondary school + job-specific training	-	0%	99	5%
D. No formal education	-	0%	9	0%
No skill level assigned (management)	1	14%	142	7%
Total	7	100%	1,922	100%



How useful are the following skills and abilities in doing your main job?	19.0707				
	Very Useful	Somewhat Useful	Not Very Useful	Not at all Useful	# Resp.
Written Communication	86%	14%	0%	0%	7
Oral Communication	100%	0%	0%	0%	7
Reading and Comprehension	57%	43%	0%	0%	7
Group Collaboration	100%	0%	0%	0%	7
Critical Analysis	71%	29%	0%	0%	7
Problem Resolution	100%	0%	0%	0%	7
Use of Mathematics Appropriate to Field	57%	14%	0%	29%	7
Use of Computers Appropriate to Field	57%	29%	14%	0%	7
Learning On Your Own	86%	14%	0%	0%	7



How useful are the following skills and abilities in doing your main job?	UBC				
	Very Useful	Somewhat Useful	Not Very Useful	Not at all Useful	# Resp.
Written Communication	76%	20%	3%	2%	1,925
Oral Communication	87%	12%	1%	0%	1,925
Reading and Comprehension	80%	18%	2%	0%	1,925
Group Collaboration	81%	16%	2%	1%	1,924
Critical Analysis	81%	16%	2%	0%	1,925
Problem Resolution	82%	17%	2%	0%	1,925
Use of Mathematics Appropriate to Field	31%	40%	15%	14%	1,915
Use of Computers Appropriate to Field	59%	31%	5%	5%	1,924
Learning On Your Own	74%	22%	3%	1%	1,925

Top 10 Full-time Occupations of 19.0707 Graduates:				19.0707	
NOC	NOC Skill Level Description	% Employed FT in this Occ.**	Median FT Salary		
*					
*					
*					
*					
*					
*					
*					
*					
*					
*					

*data not displayed where n < 5

**percentages cited are of those for whom occupational data was provided, full-time and part-time

Top 10 Full-time Occupations of Graduates from University of British Columbia:				UBC	
NOC	NOC Skill Level Description	% Employed FT in this Occ.**	Median FT Salary		
4141	A Secondary School Teachers	12.2%	\$46,000		
4142	A Elem & Kindergarten Teacher	8.3%	\$45,500		
4112	A Lawyers & Quebec Notaries	5.3%	\$75,000		
3152	A Registered Nurses	2.3%	\$61,000		
2174	A Computer Programmers/Interactive Media Developers	2.2%	\$55,000		
2131	A Civil Engineers	1.8%	\$55,000		
3112	A General Practitioners	1.6%	\$47,000		
1111	A Financial Auditors & Acnts	1.6%	\$51,000		
3131	A Pharmacists	1.5%	\$80,000		
2171	A Information Systems Analysts and Consultants	1.3%	\$64,000		

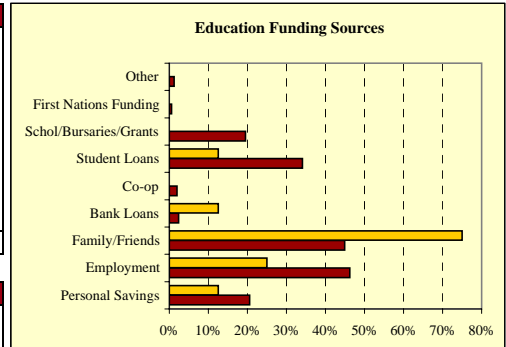
*data not displayed where n < 5

**percentages cited are of those for whom occupational data was provided, full-time and part-time

EDUCATION FINANCING

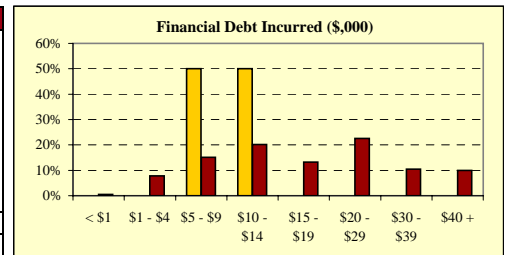
29. Education Funding Sources (2 sources per respondent):	19.0707	UBC
Personal Savings	1 13%*	462 21%*
Employment	2 25%*	1,037 46%*
Family/Friends	6 75%*	1,008 45%*
Bank Loans	1 13%*	53 2%*
Student Loans	1 13%*	765 34%*
Scholarships/Bursaries/Grants	- 0%*	437 19%*
Co-op	- 0%*	45 2%*
First Nations Funding	- 0%*	12 1%*
Other	- 0%*	28 1%*
Total Respondents	8	2,244

* Percentage of respondents who identified this source



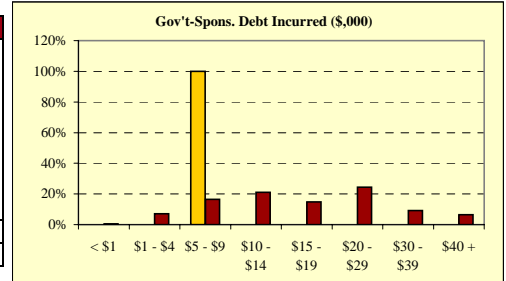
30. Financial Debt Incurred to Finance Univ. Education:	19.0707	UBC
Incurred any form of financial debt	2 25%*	922 41%
Incurred government-sponsored student loan debt	1 13%*	792 35%

* Percentage of respondents who provided data



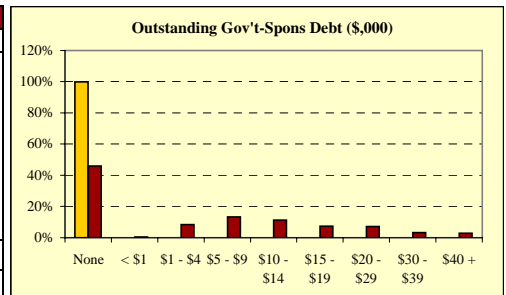
31. Financial Debt Amount:*	19.0707	UBC
< \$1,000	- 0%	5 1%
\$1,000 to \$4,999	- 0%	72 8%
\$5,000 to \$9,999	1 50%	140 15%
\$10,000 to \$14,999	1 50%	186 20%
\$15,000 to \$19,999	- 0%	122 13%
\$20,000 to \$29,999	- 0%	208 23%
\$30,000 to \$39,999	- 0%	97 11%
\$40,000 or More	- 0%	92 10%
Total	2 100%	922 100%
Median Financial Debt	\$8,500	\$15,000

*includes only cases where financial debt was incurred



32. Government-Sponsored Student Loan Debt Amount:*	19.0707	UBC
< \$1,000	- 0%	3 0%
\$1,000 to \$4,999	- 0%	56 7%
\$5,000 to \$9,999	1 100%	131 17%
\$10,000 to \$14,999	- 0%	167 21%
\$15,000 to \$19,999	- 0%	118 15%
\$20,000 to \$29,999	- 0%	194 24%
\$30,000 to \$39,999	- 0%	72 9%
\$40,000 or More	- 0%	51 6%
Total	1 100%	792 100%
Median Gov't-Sponsored Student Loan Debt	\$5,000	\$15,000

*includes only cases where government-sponsored debt was incurred



33. Outstanding Gov't-Sponsored Loan Debt Amount:*	19.0707	UBC
None - Loan repaid in full	1 100%	341 46%
< \$1,000	- 0%	3 0%
\$1,000 to \$4,999	- 0%	62 8%
\$5,000 to \$9,999	- 0%	99 13%
\$10,000 to \$14,999	- 0%	83 11%
\$15,000 to \$19,999	- 0%	55 7%
\$20,000 to \$29,999	- 0%	53 7%
\$30,000 to \$39,999	- 0%	24 3%
\$40,000 or More	- 0%	21 3%
Total	1 100%	741 100%
Median Gov't-Sponsored Loan Debt Outstanding	\$0	\$2,500

*includes only cases where government-sponsored debt was incurred, and valid "amount remaining" was provided

SPECIAL SECTION ON CITIZENSHIP

34. To what extent did your university experience lead you to develop and use effective leadership skills?	19.0707		UBC	
To a great extent	3	38%	517	23%
To some extent	3	38%	1,105	49%
To a small extent	1	13%	466	21%
To no extent at all	1	13%	154	7%
Total	8	100%	2,242	100%

35. To what extent did your university experience lead you to appreciate your rights, responsibilities and privileges as a citizen?	19.0707		UBC	
To a great extent	-	0%	541	24%
To some extent	8	100%	1,064	47%
To a small extent	-	0%	453	20%
To no extent at all	-	0%	178	8%
Total	8	100%	2,236	100%

36. In the past 12 months, as an unpaid volunteer, have you...	19.0707		UBC	
worked for any type of organization?	7	88%	1,248	56%
done any canvassing, campaigning or fundraising?	2	29%	524	42%
done any coaching, mentoring or tutoring?	5	71%	791	64%
engaged in any activities aimed at bringing about social or environmental change?	4	57%	594	48%
helped organize or supervise activities or events for an organization?	6	86%	847	68%
done any consulting, executive, office or administrative work?	4	57%	411	33%
collected, served or delivered food or other goods?	1	14%	329	26%
been involved in the identification and description of practical community problems?	2	29%	310	25%
Average hours volunteered over last 12 months *	239		117	

*includes only cases where volunteer activity was reported

37. To what extent did your entire university experience – including extra-curricular and social activities – motivate you to participate in volunteering? *	19.0707		UBC	
To a great extent	-	0%	169	14%
To some extent	4	57%	415	33%
To a small extent	2	29%	332	27%
To no extent at all	1	14%	329	26%
Total	7	100%	1,245	100%

*includes only cases where volunteer activity was reported

38. Are you a member or participant in...	19.0707		UBC	
a work-related organization such as a union or professional association?	4	50%	1,427	64%
a political organization?	-	0%	137	6%
a cultural, education or hobby organization?	3	38%	721	32%
a sports or recreation organization?	3	38%	930	41%
a religious-affiliated group?	1	13%	455	20%
a school group, a neighbourhood, civic or community association?	2	25%	486	22%
Avg. charitable contributions over last 12 months *	\$1,079		\$687	

*includes only cases where financial contributions were reported

39. To what extent did your entire university experience – including extra-curricular and social activities – motivate you to contribute financially to charitable or non-profit organizations?	19.0707		UBC	
To a great extent	-	0%	81	5%
To some extent	2	25%	385	22%
To a small extent	3	38%	492	28%
To no extent at all	3	38%	806	46%
Total	8	100%	1,764	100%

