

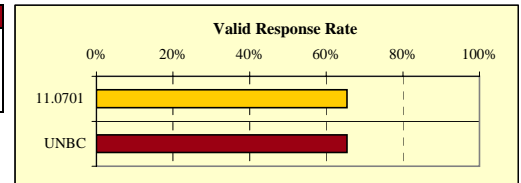
B.C. University Student Outcomes 2004 Survey of 2002 Baccalaureate Graduates

Detailed Summary of Survey Results
University of Northern British Columbia
6 Digit CIP: 11.0701: Computer Science

UNBC
11.0701

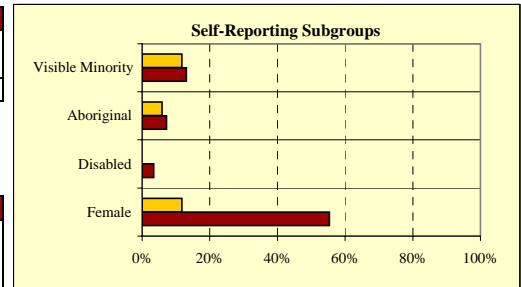
RESPONSE RATE

1. Survey Response Rate:	11.0701	UNBC
2002 Baccalaureate Graduates Survey Cohort	26	479
Net Frame	26	445
Survey Respondents and Valid Response Rate	17	291
	65%	65%



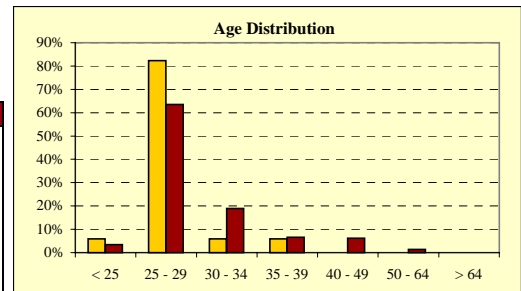
DEMOGRAPHIC INFORMATION

2. Gender:	11.0701	UNBC
Male	15	130
Female	2	161
Total	17	291
	100%	100%

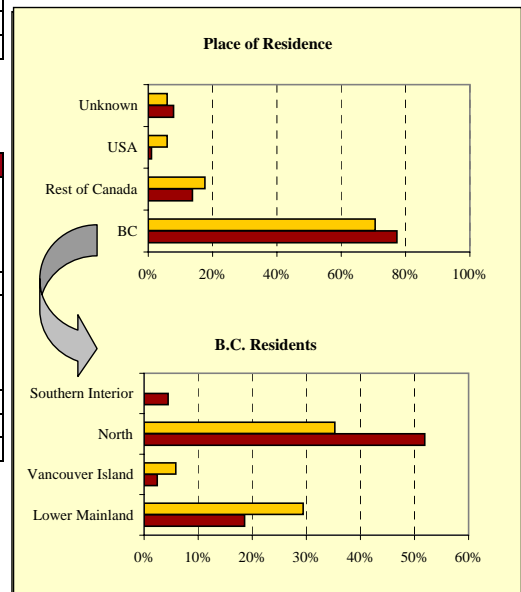


3. Self-Reporting Subgroups:	11.0701	UNBC
Disabled	-	10
Aboriginal	1	21
Visible Minority	2	38
	0%	3%
	6%	7%
	12%	13%

4. Age (at time of survey):	11.0701	UNBC
< 25	1	10
25 to 29	14	185
30 to 34	1	55
35 to 39	1	19
40 to 49	-	18
50 to 64	-	4
> 64	-	-
Unknown	-	-
Total	17	291
Mean Age:	27.3	29.5



5. Place of Residence (at time of survey):	11.0701	UNBC
BC - Lower Mainland	5	54
BC - Vancouver Island	1	7
BC - North	6	151
BC - Southern Interior	-	13
BC Subtotal	12	225
Canada - Alberta	1	20
Canada - Ontario	2	10
Canada - Other	-	10
U.S.A.	1	3
Non-BC Subtotal	4	43
Unknown	1	23
Total	17	291

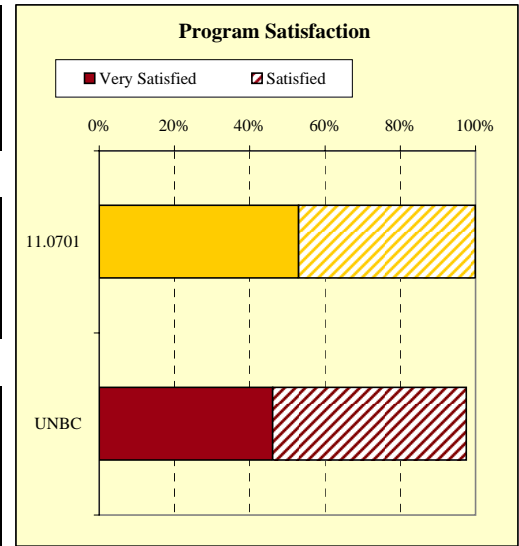


EDUCATION EVALUATION AND SKILL DEVELOPMENT

6. Usefulness of Knowledge, Skills, and Abilities Acquired at University in Work:	11.0701		UNBC	
Very Useful	7	50%	111	47%
Somewhat Useful	6	43%	103	44%
Not Very Useful	1	7%	14	6%
Not at All Useful	-	0%	6	3%

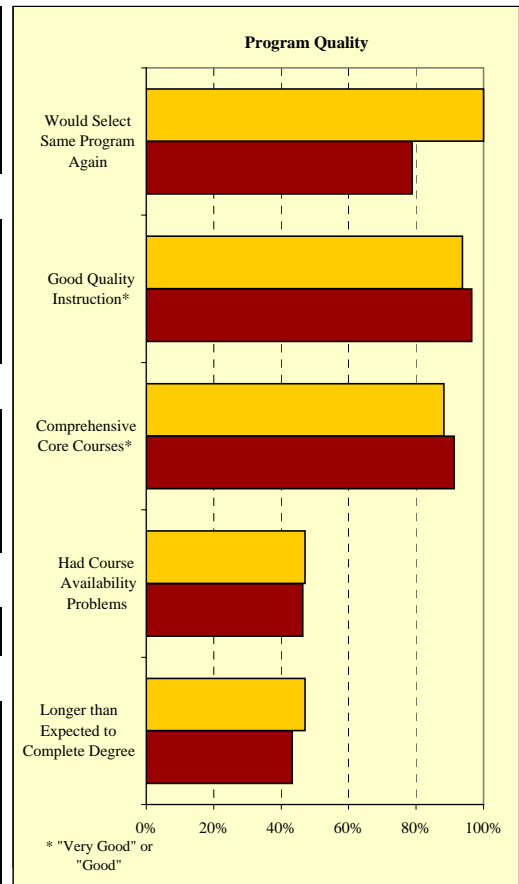
7. Usefulness of Knowledge, Skills, and Abilities Acquired at University in Day-to-day Life:	11.0701		UNBC	
Very Useful	4	29%	64	27%
Somewhat Useful	4	29%	135	58%
Not Very Useful	6	43%	26	11%
Not at All Useful	-	0%	8	3%

8. Program Satisfaction:	11.0701		UNBC	
Very Satisfied	9	53%	134	46%
Satisfied	8	47%	150	52%
Dissatisfied	-	0%	7	2%
Very Dissatisfied	-	0%	-	0%
Total	17	100%	291	100%



9. Would you select the same program again?	11.0701		UNBC	
Yes	17	100%	223	79%
No, because . . . (multiple response question)	-	-	60	-
. . . interests have changed	N/A	-	11	12%*
. . . courses were not practical	N/A	-	22	24%*
. . . little or no career opportunities	N/A	-	24	26%*
. . . other	N/A	-	35	38%*

* Percent of total responses, among those who would not take program again



10. Quality of Instruction:	11.0701		UNBC	
Very Good	4	25%	114	40%
Good	11	69%	163	57%
Poor	1	6%	10	3%
Very Poor	-	0%	-	0%
Total	16	100%	287	100%

11. Comprehensiveness of Core Courses:	11.0701		UNBC	
Very Good	7	41%	79	29%
Good	8	47%	173	63%
Poor	1	6%	22	8%
Very Poor	1	6%	2	1%
Total	17	100%	276	100%

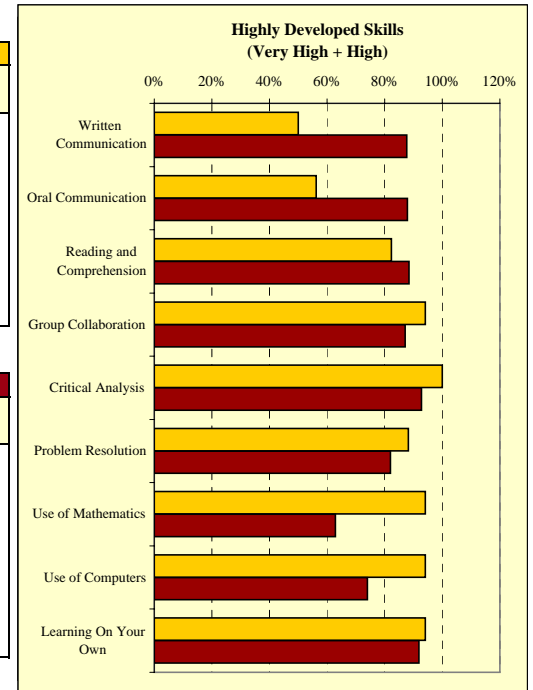
12. Course Availability:	11.0701		UNBC	
Encountered course availability problems	8	47%	135	46%

13. Degree Completion:	11.0701		UNBC	
Took longer than expected to complete degree	8	47%	126	43%
Top 4 reasons for prolonged degree completion (multiple response question):				
Personal or family reasons	-	0%*	18	11%*
Financial reasons / work	-	0%*	15	9%*
Change of major/program/specialization	-	0%*	11	6%*
Involvement in co-op program extended completion time	1	10%*	15	9%*
Other reason(s)	9	90%*	111	65%*

* Percent of total responses, among those who took longer than expected to complete degree

SKILL DEVELOPMENT

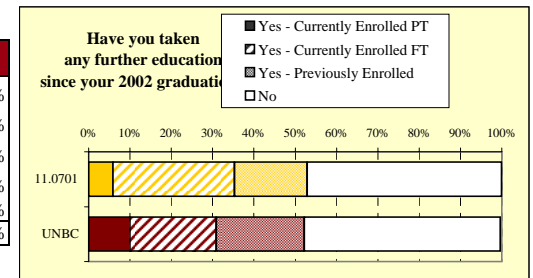
14a. To what degree did university help you develop the following skills?	11.0701				
	Very High	High	Low	Very Low	# Resp.
	Written Communication	6%	44%	38%	13%
Oral Communication	19%	38%	44%	0%	16
Reading and Comprehension	24%	59%	18%	0%	17
Group Collaboration	47%	47%	6%	0%	17
Critical Analysis	71%	29%	0%	0%	17
Problem Resolution	29%	59%	12%	0%	17
Use of Mathematics Appropriate to Field	53%	41%	6%	0%	17
Use of Computers Appropriate to Field	76%	18%	6%	0%	17
Learning On Your Own	53%	41%	6%	0%	17



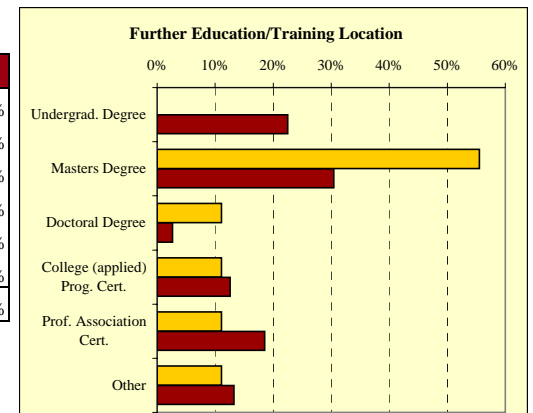
14b. To what degree did university help you develop the following skills?	UNBC				
	Very High	High	Low	Very Low	# Resp.
	Written Communication	44%	44%	10%	3%
Oral Communication	41%	47%	11%	1%	288
Reading and Comprehension	49%	40%	10%	1%	286
Group Collaboration	44%	43%	11%	2%	286
Critical Analysis	55%	37%	7%	0%	289
Problem Resolution	25%	57%	16%	2%	284
Use of Mathematics Appropriate to Field	23%	40%	27%	10%	240
Use of Computers Appropriate to Field	32%	42%	19%	7%	269
Learning On Your Own	54%	38%	6%	2%	285

FURTHER EDUCATION

15. Took further education since 2002 graduation	11.0701	UNBC
Yes:	9	153
Not currently enrolled	3	62
Currently enrolled full-time	5	61
Currently enrolled part-time	1	29
No	8	138
Total	17	291

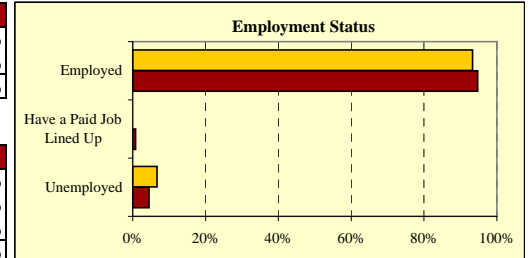


16. Type of Formal Post-Secondary Education	11.0701	UNBC
Undergraduate Degree	-	34
Masters Degree	5	46
Doctoral Degree	1	4
College (applied) Program Certification	1	19
Professional Association Certification	1	28
Other	1	20
Total Respondents	9	151



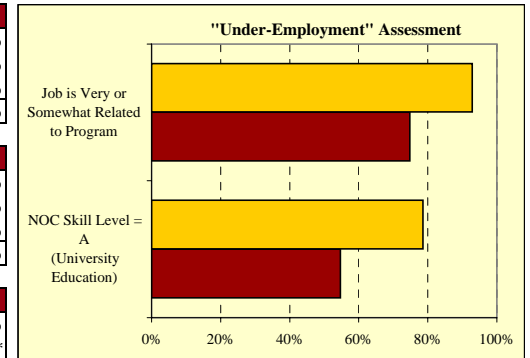
EMPLOYMENT

17. Labour Force Status:	11.0701		UNBC	
In Labour Force (working or seeking work)	15	88%	247	85%
Not in Labour Force	2	12%	44	15%
Grand Total	17	100%	291	100%



18. Employment Status of those IN Labour Force:	11.0701		UNBC	
Employed	14	93%	234	95%
Have a Paid Job Lined Up	-	0%	2	1%
Unemployed	1	7%	11	4%
Total Labour Force	15	100%	247	100%

19. Status of Graduates NOT in Labour Force:	11.0701		UNBC	
Attending School FT	2	100%	30	68%
Attending School PT	-	0%	-	0%
Other	-	0%	14	32%
Total NOT in Labour Force	2	100%	44	100%

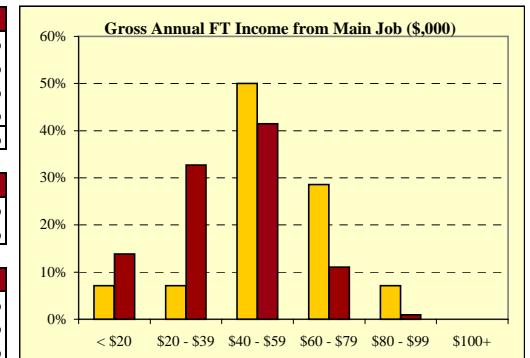


20. Employment Type:	11.0701		UNBC	
Paid worker	13	93%	209	89%
Self-employed	-	0%	14	6%
Both a paid worker and self-employed	1	7%	11	5%
Total Employed	14	100%	234	100%

21. Job Characteristics:	11.0701		UNBC	
I hold more than one job	1	7%*	41	18%
My main job is full-time (>= 30 hours per week)	12	86%**	195	84%*

* of total employed ** of those who provided data on hours/week worked

22. How related is your main job to your program?	11.0701		UNBC	
Very Related	11	79%	113	48%
Somewhat Related	2	14%	62	26%
Not Very Related	1	7%	17	7%
Not At All Related	-	0%	42	18%
Total	14	100%	234	100%



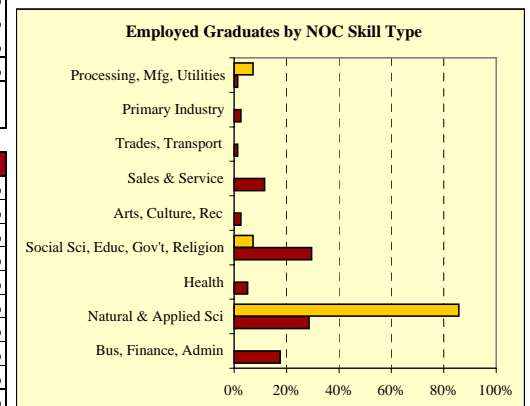
23. "Under-employment" Assessment:	11.0701		UNBC	
Job is very or somewhat related to program	13	93%	175	75%
NOC Skill Level = A (University Education)	11	79%	128	55%

* of total valid responses

24. Gross Annual Income from Main Job:*	11.0701		UNBC	
Less than \$20,000	1	7%	30	14%
\$20,000 to \$39,999	1	7%	71	33%
\$40,000 to \$59,999	7	50%	90	41%
\$60,000 to \$79,999	4	29%	24	11%
\$80,000 to \$99,999	1	7%	2	1%
\$100,000 and Above	-	0%	-	0%
Total	14	100%	217	100%
Median Annual Income (full-time)	\$54,500		\$42,650	
Average Annual Income (full-time)	\$57,083		\$44,312	

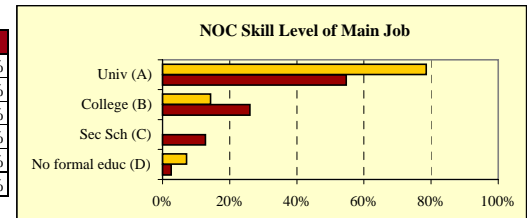
* where data provided

25. NOC Skill Type of Main Job:	11.0701		UNBC	
Business, Finance and Administration	-	0%	41	18%
Natural and Applied Sciences and Related	12	86%	67	29%
Health	-	0%	12	5%
Social Sciences, Educ., Gov't Services, Religion	1	7%	69	29%
Arts, Culture, Recreation and Sport	-	0%	6	3%
Sales and Service	-	0%	27	12%
Trades, Transport and Equip. Operators and Related	-	0%	3	1%
Unique to the Primary Industry	-	0%	6	3%
Unique to Processing, Manufacturing and Utilities	1	7%	3	1%
Total	14	100%	234	100%

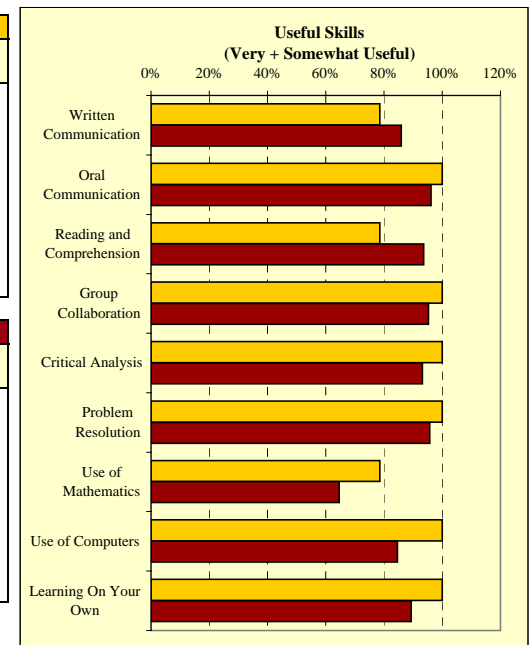


EMPLOYMENT, continued

26. NOC Skill Level of Main Job:	11.0701		UNBC	
A. University education	11	79%	128	55%
B. College education/trade apprenticeship	2	14%	61	26%
C. Secondary school + job-specific training	-	0%	30	13%
D. No formal education	1	7%	6	3%
No skill level assigned (management)	-	0%	9	4%
Total	14	100%	234	100%



27a. How useful are the following skills and abilities in doing your main job?	11.0701				
	Very Useful	Somewhat Useful	Not Very Useful	Not at all Useful	# Resp.
Written Communication	36%	43%	14%	7%	14
Oral Communication	79%	21%	0%	0%	14
Reading and Comprehension	43%	36%	12%	6%	14
Group Collaboration	79%	21%	0%	0%	14
Critical Analysis	100%	0%	0%	0%	14
Problem Resolution	79%	21%	0%	0%	14
Use of Mathematics Appropriate to Field	50%	29%	21%	0%	14
Use of Computers Appropriate to Field	93%	7%	0%	0%	14
Learning On Your Own	71%	29%	0%	0%	14



27b. How useful are the following skills and abilities in doing your main job?	UNBC				
	Very Useful	Somewhat Useful	Not Very Useful	Not at all Useful	# Resp.
Written Communication	68%	18%	7%	7%	234
Oral Communication	78%	18%	3%	1%	234
Reading and Comprehension	71%	23%	3%	2%	234
Group Collaboration	74%	21%	3%	2%	234
Critical Analysis	76%	17%	5%	2%	234
Problem Resolution	68%	28%	3%	1%	234
Use of Mathematics Appropriate to Field	30%	34%	22%	14%	232
Use of Computers Appropriate to Field	58%	26%	9%	6%	234
Learning On Your Own	66%	24%	8%	3%	234

28a. Top 10 Full-time Occupations of 11.0701 Graduates:	11.0701		
NOC Skill Level Description	% Employed FT in this Occ.**	Median FT Salary	
2173 A Software Engineers	36%	\$51,000	
2174 A Computer Programmers/Interactive Media Developers	21%	\$58,000	
* * * * *			

*data not displayed where n < 2

**percentages cited are of those for whom occupational data was provided, full-time and part-time

28b. Top 10 Full-time Occupations of Graduates from University of Northern British Columbia:	UNBC		
NOC Skill Level Description	% Employed FT in this Occ.**	Median FT Salary	
2223 B Forestry Technologists & Technicians	5%	\$54,000	
2122 A Forestry Professionals	5%	\$48,000	
3152 A Registered Nurses	4%	\$54,600	
4152 A Social Workers	4%	\$48,000	
2121 A Biologists & Related Scientists	3%	\$46,712	
1111 A Financial Auditors & Acnts	3%	\$40,000	
1114 A Other Financial Officers	3%	\$36,500	
4212 B Community & Social Srvc Workers	3%	\$34,242	
4141 A Secondary School Teachers	3%	\$37,500	
2221 B Biological Technicians	3%	\$35,125	

*data not displayed where n < 2

**percentages cited are of those for whom occupational data was provided, full-time and part-time

EDUCATION FINANCING

29. Education Funding Sources (2 sources per respondent):	11.0701	UNBC
Personal Savings	5 29%*	41 14%*
Employment	7 41%*	185 64%*
Family/Friends	3 18%*	81 28%*
Bank Loans	- 0%*	18 6%*
Student Loans	10 59%*	151 52%*
Scholarships/Bursaries/Grants	3 18%*	26 9%*
Tax Returns	1 6%*	5 2%*
Other	- 0%*	- 0%*
Total Respondents	17	291

* Percentage of respondents who identified this source

30. Financial Debt Incurred to Finance Univ. Education:	11.0701	UNBC
Incurred any form of financial debt	10 59%*	184 63%
Incurred government-sponsored student loan debt	11 65%*	162 56%

* Percentage of respondents who provided data

31. Financial Debt Amount:*	11.0701	UNBC
< \$1,000	- 0%	- 0%
\$1,000 to \$4,999	- 0%	12 7%
\$5,000 to \$9,999	2 20%	22 12%
\$10,000 to \$14,999	- 0%	24 13%
\$15,000 to \$19,999	1 10%	19 10%
\$20,000 to \$29,999	4 40%	44 24%
\$30,000 to \$39,999	1 10%	35 19%
\$40,000 or More	2 20%	28 15%
Total	10 100%	184 100%
Median Financial Debt	\$20,000	\$20,000

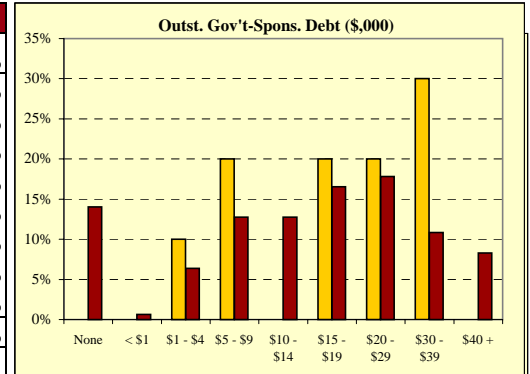
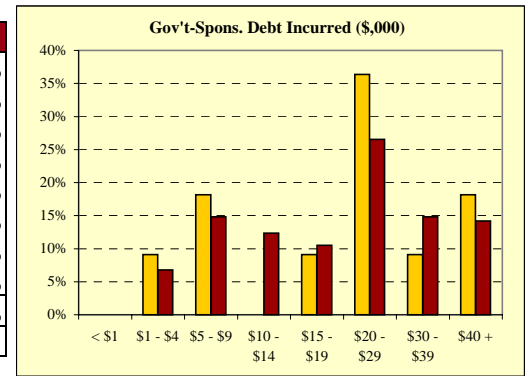
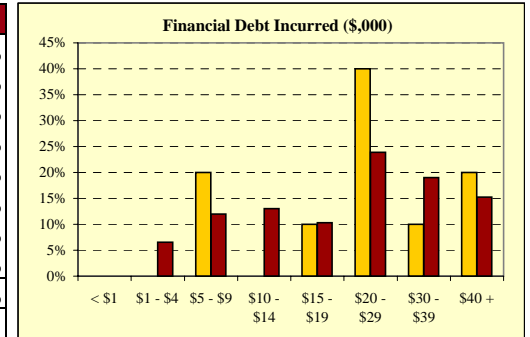
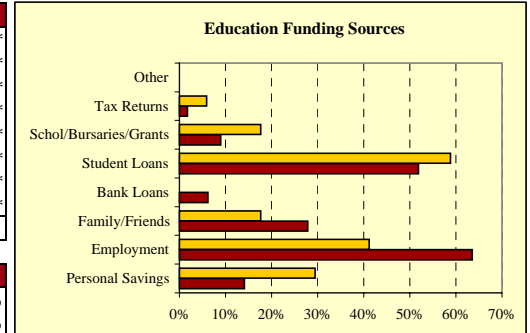
*includes only cases where financial debt was incurred

32. Government-Sponsored Student Loan Debt Amount:*	11.0701	UNBC
< \$1,000	- 0%	- 0%
\$1,000 to \$4,999	1 9%	11 7%
\$5,000 to \$9,999	2 18%	24 15%
\$10,000 to \$14,999	- 0%	20 12%
\$15,000 to \$19,999	1 9%	17 10%
\$20,000 to \$29,999	4 36%	43 27%
\$30,000 to \$39,999	1 9%	24 15%
\$40,000 or More	2 18%	23 14%
Total	11 100%	162 100%
Median Gov't-Sponsored Student Loan Debt	\$20,000	\$20,000

*includes only cases where government-sponsored debt was incurred

33. Outstanding Gov't-Sponsored Loan Debt Amount:*	11.0701	UNBC
None - Loan repaid in full	- 0%	22 14%
< \$1,000	- 0%	1 1%
\$1,000 to \$4,999	1 10%	10 6%
\$5,000 to \$9,999	2 20%	20 13%
\$10,000 to \$14,999	- 0%	20 13%
\$15,000 to \$19,999	2 20%	26 17%
\$20,000 to \$29,999	2 20%	28 18%
\$30,000 to \$39,999	3 30%	17 11%
\$40,000 or More	- 0%	13 8%
Total	10 100%	157 100%
Median Gov't-Sponsored Loan Debt Outstanding	\$18,000	\$15,000

*includes only cases where government-sponsored debt was incurred, and valid "amount remaining" was provided



SPECIAL EXTENDED SECTION ON EDUCATION FINANCING

34. Received Financial Support from Family:	11.0701	UNBC		
No Financial Support from Family	3	18%	100	34%
Lived at home	6	35%	75	26%
Food	7	41%	98	34%
RESP	2	12%	19	7%
Direct Financial Support (cash)	8	47%	128	44%
Parental loan	5	29%	34	12%
Transportation	6	35%	66	23%
Gifts, Inheritance, Trusts	3	18%	37	13%

35. Received/Accessed Financial Support from University:	11.0701	UNBC		
No Financial Support from University	8	47%	161	55%
Entrance Scholarship	4	24%	23	8%
Other Scholarship	7	41%	69	24%
Bursary/Grant	4	24%	77	26%
Work Study	1	6%	8	3%

36. Avg. Hours/Week Worked, and Percent of Students who Worked, to Afford Education:	11.0701	UNBC		
Co-op Work Terms	36	36%	35	16%
During the Summer	39	94%	42	94%
During Term	13	73%	18	60%

37. Total debt Incurred from Private Loans*:	11.0701	UNBC		
None	6	55%	104	55%
< \$2,000	-	0%	8	4%
\$2,000 to \$4,999	1	9%	27	14%
\$5,000 to \$9,999	2	18%	23	12%
\$10,000 or more	2	18%	28	15%
Total	11	100%	190	100%
Median Private Loan Debt Incurred	\$5,000		\$5,000	

*not including government sponsored student loans, but including credit card debt, bank loans, etc.

38. Total Credit Card Debt Incurred:	11.0701	UNBC		
None	2	40%*	30	35%*
< \$2,000	1	20%*	12	14%*
\$2,000 to \$4,999	-	0%*	23	27%*
\$5,000 to \$9,999	1	20%*	16	19%*
\$10,000 or more	1	20%*	5	6%*
Total	5	100%*	86	100%*
Median Credit Card Debt Incurred	\$5,000		\$3,000	

* of those who incurred private debt

39. Current Monthly Payment on All Debt Incurred:	11.0701	UNBC		
Mean monthly payment *	\$153		\$227	
Median monthly payment *	\$100		\$214	

* of those who incurred debt

40. Accessibility:	11.0701	UNBC		
Stopped out of studies/went part-time for financial reasons*	1	6%	38	13%
Unable to borrow enough from Student Loan Program*	2	12%	81	28%
Took more courses than desired to maintain FT Student stat	1	6%	34	12%
Accessed interest relief for debt**	3	27%	59	31%
Have had loan repayment period extended**	2	18%	40	22%
Have been in default on loan**	1	9%	16	8%
Have ever missed a loan payment**	4	36%	43	23%

*at any time during program

** of those who incurred debt

41. Because of Education-related Debt, have:	11.0701	UNBC		
Postponed other debt	4	36%*	57	30%*
Postponed major purchases (car, house)	8	73%*	116	61%*
Postponed major decisions (marriage, children)	6	55%*	70	37%*
Postponed further education	5	45%*	73	38%*
Taken a job which otherwise would not have accepted	4	36%*	58	30%*
Refused desired job because it didn't pay enough	2	18%*	49	26%*
Been less active in volunteer work	4	36%*	69	36%*
Been denied credit or other services	-	0%*	40	21%*

* of those who incurred debt

