

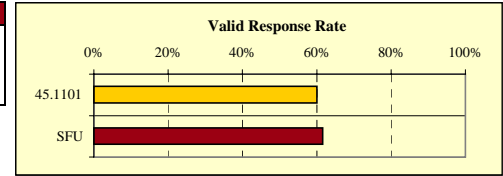
B.C. University Student Outcomes 2003 Survey of 1998 Baccalaureate Graduates

Detailed Summary of Survey Results
Simon Fraser University
6 Digit CIP: 45.1101: Sociology

■ SFU
■ 45.1101

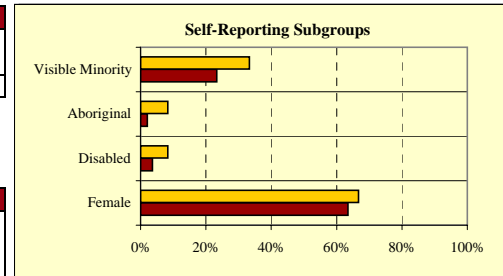
RESPONSE RATE

1. Survey Response Rate:	45.1101	SFU	
1998 Baccalaureate Graduates Survey Cohort	23	2,655	
Net Frame	20	2,406	
Survey Respondents and Valid Response Rate	12	60%	1,482 62%



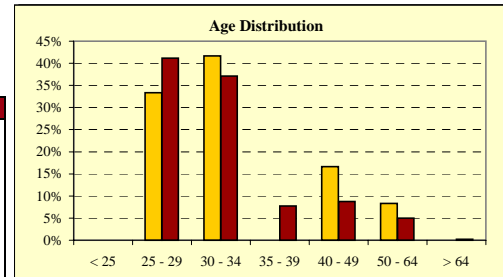
DEMOGRAPHIC INFORMATION

2. Gender:	45.1101	SFU	
Male	4	33%	542 37%
Female	8	67%	940 63%
Total	12	100%	1,482 100%

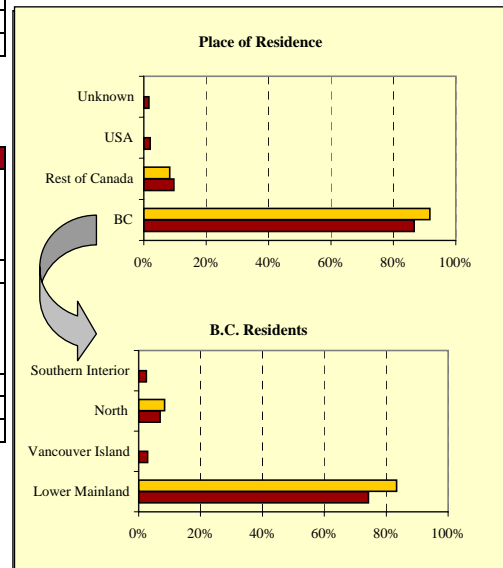


3. Self-Reporting Subgroups:	45.1101	SFU	
Disabled	1	8%	54 4%
Aboriginal	1	8%	30 2%
Visible Minority	4	33%	346 23%

4. Age (at time of survey):	45.1101	SFU	
< 25	-	0%	- 0%
25 to 29	4	33%	610 41%
30 to 34	5	42%	550 37%
35 to 39	-	0%	115 8%
40 to 49	2	17%	130 9%
50 to 64	1	8%	74 5%
> 64	-	0%	3 0%
Unknown	-	0%	- 0%
Total	12	100%	1,482 100%
Mean Age:	33.8	32.8	

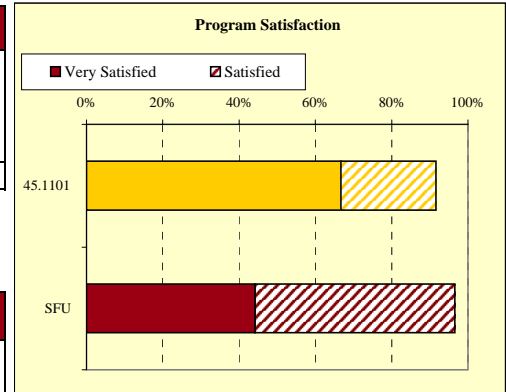


5. Place of Residence (at time of survey):	45.1101	SFU	
BC - Lower Mainland	10	83%	1,101 74%
BC - Vancouver Island	-	0%	43 3%
BC - North	1	8%	103 7%
BC - Southern Interior	-	0%	37 2%
BC Subtotal	11	92%	1,284 87%
Canada - Alberta	-	0%	57 4%
Canada - Ontario	1	8%	56 4%
Canada - Other	-	0%	30 2%
U.S.A.	-	0%	31 2%
Non-BC Subtotal	1	8%	174 12%
Unknown	-	0%	24 2%
Total	12	100%	1,482 100%

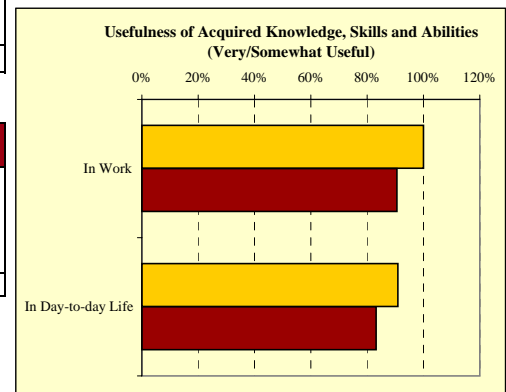


EDUCATION EVALUATION

8. Program Satisfaction:	45.1101		SFU	
Very Satisfied	8	67%	653	44%
Satisfied	3	25%	776	53%
Dissatisfied	1	8%	42	3%
Very Dissatisfied	-	0%	7	0%
Total	12	100%	1,478	100%

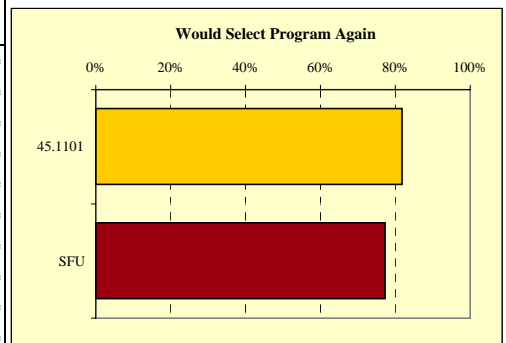


6. Usefulness of Knowledge, Skills, and Abilities Acquired at University in Work:	45.1101		SFU	
Very Useful	5	45%	582	45%
Somewhat Useful	6	55%	595	46%
Not Very Useful	-	0%	92	7%
Not at All Useful	-	0%	30	2%
Total	11	100%	1,299	100%



7. Usefulness of Knowledge, Skills, and Abilities Acquired at University in Day-to-day Life:	45.1101		SFU	
Very Useful	4	36%	348	27%
Somewhat Useful	6	55%	730	56%
Not Very Useful	1	9%	200	15%
Not at All Useful	-	0%	18	1%
Total	11	100%	1,296	100%

9. Would you select the same program again?	45.1101		SFU	
Yes	9	82%	1,110	77%
No, because . . . (multiple response question)	2		326	
. . . interests have changed	1	50%*	94	23%*
. . . courses were not practical	-	0%*	90	22%*
. . . little or no career opportunities	-	0%*	106	26%*
. . . not enough course variety	-	0%*	7	2%*
. . . skills acquired were not very useful	-	0%*	9	2%*
. . . courses were poorly taught	-	0%*	5	1%*
. . . program was too general	1	50%*	49	12%*
. . . did not agree with grading system	-	0%*	1	0%*
. . . did not like institution	-	0%*	2	0%*
. . . other	-	0%*	52	13%*

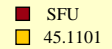


* Percent of total responses, among those who would not take program again

Detailed Summary of Survey Results

Simon Fraser University

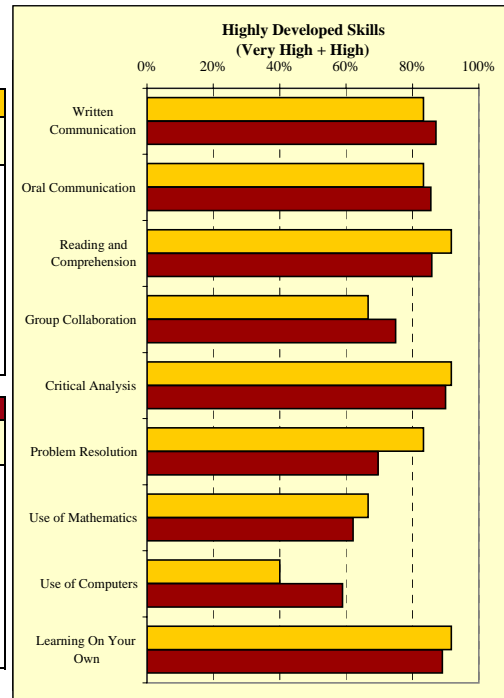
6 Digit CIP: 45.1101: Sociology



SKILL DEVELOPMENT

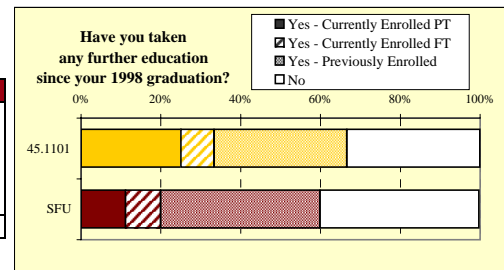
14a. To what degree did university help you develop the following skills?	45.1101				# Resp.
	Very High	High	Low	Very Low	
Written Communication	67%	17%	17%	0%	12
Oral Communication	33%	50%	8%	8%	12
Reading and Comprehension	42%	50%	8%	0%	12
Group Collaboration	25%	42%	25%	8%	12
Critical Analysis	50%	42%	8%	0%	12
Problem Resolution	0%	83%	8%	8%	12
Use of Mathematics Appropriate to Field	0%	67%	11%	22%	9
Use of Computers Appropriate to Field	20%	20%	50%	10%	10
Learning On Your Own	33%	58%	8%	0%	12

14b. To what degree did university help you develop the following skills?	SFU				# Resp.
	Very High	High	Low	Very Low	
Written Communication	40%	47%	11%	2%	1,452
Oral Communication	32%	54%	12%	2%	1,463
Reading and Comprehension	42%	44%	12%	2%	1,449
Group Collaboration	29%	46%	21%	4%	1,453
Critical Analysis	50%	40%	8%	2%	1,472
Problem Resolution	20%	50%	26%	4%	1,438
Use of Mathematics Appropriate to Field	26%	36%	23%	14%	1,083
Use of Computers Appropriate to Field	23%	36%	29%	13%	1,250
Learning On Your Own	45%	44%	9%	2%	1,455

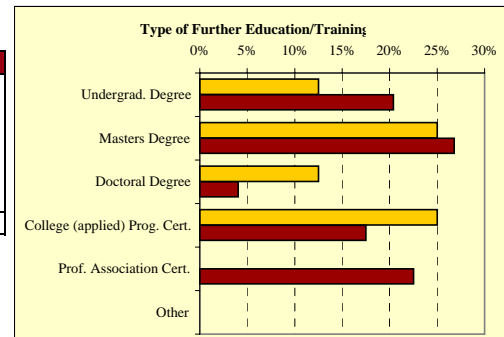


FURTHER EDUCATION

15. Took further formal education since 1998 graduation	45.1101	SFU
Yes:	8 (67%)	892 (60%)
Not currently enrolled	4 (33%)	592 (40%)
Currently enrolled full-time	1 (8%)	131 (9%)
Currently enrolled part-time	3 (25%)	165 (11%)
No	4 (33%)	590 (40%)
Total	12 (100%)	1,482 (100%)



16. Type of Formal Post-Secondary Education	45.1101	SFU
Undergraduate Degree	1 (13%)	182 (20%)
Masters Degree	2 (25%)	239 (27%)
Doctoral Degree	1 (13%)	36 (4%)
College (applied) Program Certification	2 (25%)	156 (17%)
Professional Association Certification	- (0%)	201 (23%)
Other	- (0%)	- (0%)
Total Respondents	8 (100%)	892 (100%)

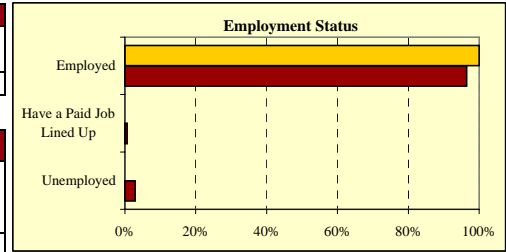


**Detailed Summary of Survey Results
Simon Fraser University
6 Digit CIP: 45.1101: Sociology**

■ SFU
■ 45.1101

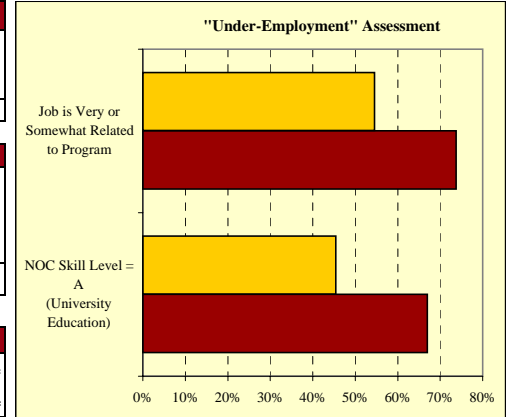
EMPLOYMENT

17. Labour Force Status:	45.1101	SFU		
In Labour Force (working or seeking work)	11	92%	1,348	91%
Not in Labour Force	1	8%	132	9%
Grand Total	12	100%	1,480	100%



18. Employment Status of those IN Labour Force:	45.1101	SFU		
Employed	11	100%	1,301	97%
Have a Paid Job Lined Up	-	0%	8	1%
Unemployed	-	0%	39	3%
Total Labour Force	11	100%	1,348	100%

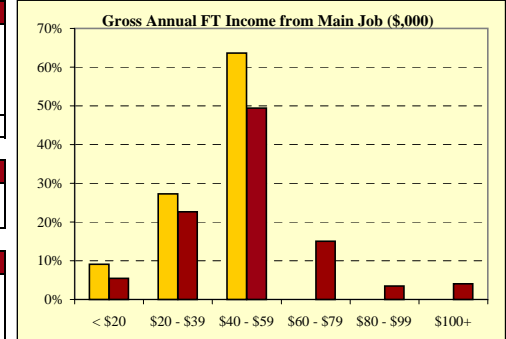
19. Status of Graduates NOT in Labour Force:	45.1101	SFU		
Attending School FT	-	0%	42	32%
Attending School PT	-	0%	4	3%
Other	1	100%	86	65%
Total NOT in Labour Force	1	100%	132	100%



20. Employment Type:	45.1101	SFU		
Paid worker	11	100%	1,158	89%
Self-employed	-	0%	83	6%
Both a paid worker and self-employed	-	0%	60	5%
Total Employed	11	100%	1,301	100%

21. Job Characteristics:	45.1101	SFU		
I hold more than one job	1	9%*	184	14%*
My main job is full-time (>= 30 hours per week)	9	82%**	1,108	87%**

* of total employed ** of those who provided data on hours/week worked



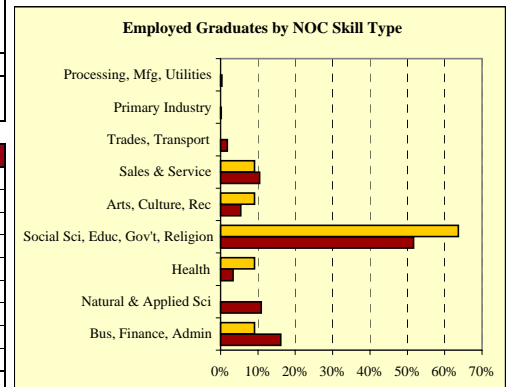
22. How related is your main job to your program?	45.1101	SFU		
Very Related	3	27%	539	41%
Somewhat Related	3	27%	420	32%
Not Very Related	5	45%	177	14%
Not At All Related	-	0%	165	13%
Total	11	100%	1,301	100%

23. "Under-employment" Assessment:	45.1101	SFU		
Job is very or somewhat related to program	6	55%	959	74%
NOC Skill Level = A (University Education)	5	45%	865	67%

* of total valid responses

24. Gross Annual Income from Main Job:*	45.1101	SFU		
Less than \$20,000	1	9%	63	5%
\$20,000 to \$39,999	3	27%	263	23%
\$40,000 to \$59,999	7	64%	575	49%
\$60,000 to \$79,999	-	0%	175	15%
\$80,000 to \$99,999	-	0%	40	3%
\$100,000 and Above	-	0%	47	4%
Total	11	100%	1,163	100%
Median Annual Income (full-time)	\$50,000		\$48,000	
Average Annual Income (full-time)	\$43,767		\$52,970	

* where data provided

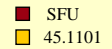


25. NOC Skill Type of Main Job:	45.1101	SFU		
Business, Finance and Administration	1	9%	207	16%
Natural and Applied Sciences and Related	-	0%	140	11%
Health	1	9%	43	3%
Social Sciences, Educ., Gov't Services, Religion	7	64%	664	52%
Arts, Culture, Recreation and Sport	1	9%	69	5%
Sales and Service	1	9%	134	10%
Trades, Transport and Eqp. Operators and Related	-	0%	23	2%
Unique to the Primary Industry	-	0%	2	0%
Unique to Processing, Manufacturing and Utilities	-	0%	4	0%
Total	11	100%	1,286	100%

Detailed Summary of Survey Results

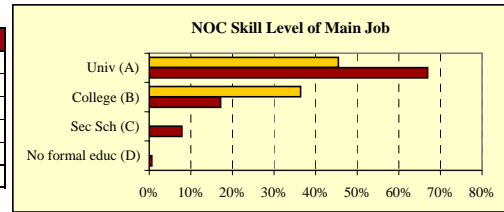
Simon Fraser University

6 Digit CIP: 45.1101: Sociology

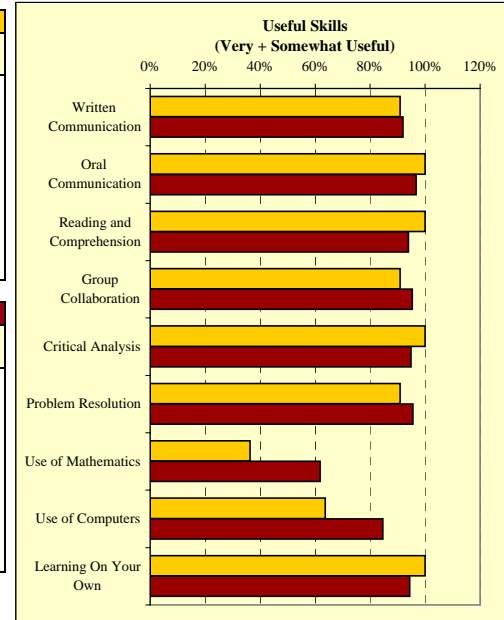


EMPLOYMENT, continued

26. NOC Skill Level of Main Job:	45.1101	SFU
A. University education	5 45%	865 67%
B. College education/trade apprenticeship	4 36%	222 17%
C. Secondary school + job-specific training	- 0%	101 8%
D. No formal education	- 0%	8 1%
No skill level assigned (management)	2 18%	96 7%
Total	11 100%	1,292 100%



27a. How useful are the following skills and abilities in doing your main job?	45.1101				#
	Very Useful	Somewhat Useful	Not Very Useful	Not at all Useful	Resp.
Written Communication	82%	9%	9%	0%	11
Oral Communication	82%	18%	0%	0%	11
Reading and Comprehension	82%	18%	0%	0%	11
Group Collaboration	82%	9%	9%	0%	11
Critical Analysis	55%	45%	0%	0%	11
Problem Resolution	55%	36%	9%	0%	11
Use of Mathematics Appropriate to Field	0%	36%	36%	27%	11
Use of Computers Appropriate to Field	27%	36%	18%	18%	11
Learning On Your Own	45%	55%	0%	0%	11



27b. How useful are the following skills and abilities in doing your main job?	SFU				#
	Very Useful	Somewhat Useful	Not Very Useful	Not at all Useful	Resp.
Written Communication	70%	22%	5%	3%	1,299
Oral Communication	80%	17%	3%	1%	1,299
Reading and Comprehension	70%	24%	4%	1%	1,298
Group Collaboration	77%	18%	4%	1%	1,298
Critical Analysis	72%	23%	4%	1%	1,300
Problem Resolution	77%	19%	4%	1%	1,300
Use of Mathematics Appropriate to Field	29%	33%	21%	17%	1,279
Use of Computers Appropriate to Field	50%	35%	10%	5%	1,291
Learning On Your Own	65%	29%	4%	1%	1,299

28a. Top 10 Full-time Occupations of 45.1101 Graduates:	45.1101	
NOC Skill Level Description	% Employed FT in this Occ.**	Median FT Salary
4212 B Community & Social Srvc Workers	18%	\$43,500
*		
*		
*		
*		
*		
*		
*		

*data not displayed where n < 2 **percentages cited are of those for whom occupational data was provided, full-time and part-time

28b. Top 10 Full-time Occupations of Graduates from Simon Fraser University:	SFU	
NOC Skill Level Description	% Employed FT in this Occ.**	Median FT Salary
4142 A Elem & Kindergarten Teacher	18%	\$46,000
4141 A Secondary School Teachers	11%	\$45,000
1111 A Financial Auditors & Accnts	3%	\$48,000
2173 A Software Engineers	2%	\$69,000
4112 A Lawyers & Quebec Notaries	2%	\$70,000
6261 B Police Officers (Excl Commissioned)	2%	\$61,000
5124 A Oecs in Public Relations & Comm	2%	\$51,000
2174 A Computer Programmers/Interactive Media Developers	1%	\$60,000
0611 N/A Sales, Marketing & Advrt Managers	1%	\$87,500
1114 A Other Financial Officers	1%	\$50,000

*data not displayed where n < 2 **percentages cited are of those for whom occupational data was provided, full-time and part-time

Detailed Summary of Survey Results

Simon Fraser University

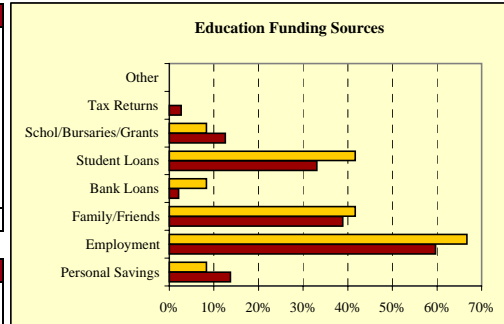
6 Digit CIP: 45.1101: Sociology

■ SFU
■ 45.1101

EDUCATION FINANCING

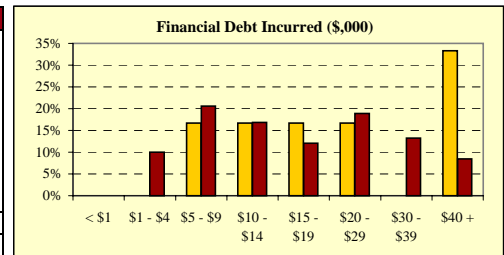
29. Education Funding Sources (2 sources per respondent):	45.1101	SFU
Personal Savings	1 8%*	203 14%*
Employment	8 67%*	884 60%*
Family/Friends	5 42%*	576 39%*
Bank Loans	1 8%*	31 2%*
Student Loans	5 42%*	490 33%*
Scholarships/Bursaries/Grants	1 8%*	186 13%*
Tax Returns	- 0%*	39 3%*
Other	- 0%*	- 0%*
Total Respondents	12	1,482

* Percentage of respondents who identified this source



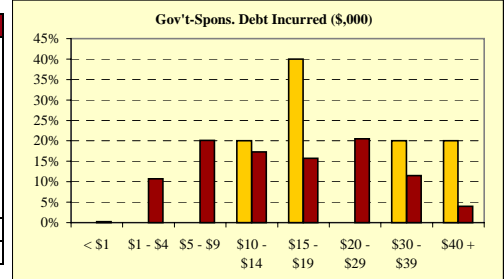
30. Financial Debt Incurred to Finance Univ. Education:	45.1101	SFU
Incurred any form of financial debt	6 50%*	582 39%
Incurred government-sponsored student loan debt	5 42%*	503 34%

* Percentage of respondents who provided data



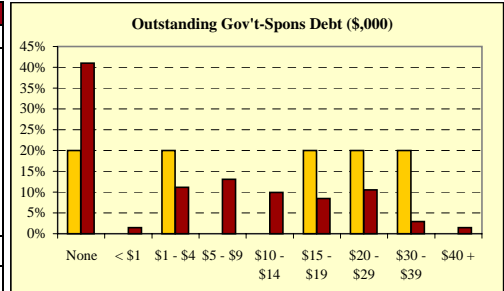
31. Financial Debt Amount:*	45.1101	SFU
< \$1,000	- 0%	- 0%
\$1,000 to \$4,999	- 0%	58 10%
\$5,000 to \$9,999	1 17%	120 21%
\$10,000 to \$14,999	1 17%	98 17%
\$15,000 to \$19,999	1 17%	70 12%
\$20,000 to \$29,999	1 17%	110 19%
\$30,000 to \$39,999	- 0%	77 13%
\$40,000 or More	2 33%	49 8%
Total	6	582
Median Financial Debt	\$19,000	\$15,000

*includes only cases where financial debt was incurred



32. Government-Sponsored Student Loan Debt Amount:*	45.1101	SFU
< \$1,000	- 0%	1 0%
\$1,000 to \$4,999	- 0%	54 11%
\$5,000 to \$9,999	- 0%	101 20%
\$10,000 to \$14,999	1 20%	87 17%
\$15,000 to \$19,999	2 40%	79 16%
\$20,000 to \$29,999	- 0%	103 20%
\$30,000 to \$39,999	1 20%	58 12%
\$40,000 or More	1 20%	20 4%
Total	5	503
Median Gov't-Sponsored Student Loan Debt	\$17,000	\$15,000

*includes only cases where government-sponsored debt was incurred

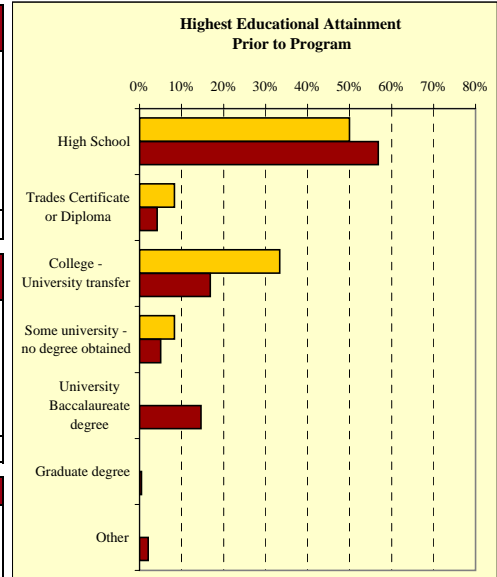


33. Outstanding Gov't-Sponsored Loan Debt Amount:*	45.1101	SFU
None - Loan repaid in full	1 20%	198 41%
< \$1,000	- 0%	7 1%
\$1,000 to \$4,999	1 20%	54 11%
\$5,000 to \$9,999	- 0%	63 13%
\$10,000 to \$14,999	- 0%	48 10%
\$15,000 to \$19,999	1 20%	41 8%
\$20,000 to \$29,999	1 20%	51 11%
\$30,000 to \$39,999	1 20%	14 3%
\$40,000 or More	- 0%	7 1%
Total	5	483
Median Gov't-Sponsored Loan Debt Outstanding	\$15,000	\$3,500

*includes only cases where government-sponsored debt was incurred, and valid "amount remaining" was provided

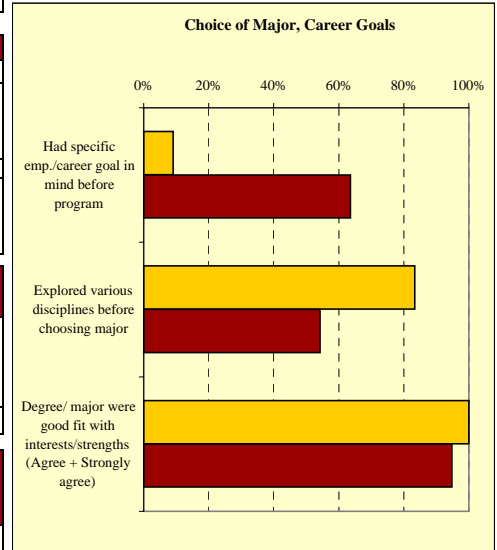
SPECIAL SECTION ON CAREER TRANSITIONS

34.	Prior to starting [program], what was your highest level of educational attainment?	45.1101		SFU	
	High School	6	50%	841	57%
	Trades Certificate or Diploma	1	8%	62	4%
	College - University transfer	4	33%	249	17%
	Some university - no degree obtained	1	8%	74	5%
	University Baccalaureate degree	-	0%	217	15%
	Graduate degree	-	0%	7	0%
	Other	-	0%	30	2%
	Total	12	100%	1,480	100%



35.	Prior to starting [program], what best describes your employment background?	45.1101		SFU	
	I was happily employed in a chosen career	2	17%	218	15%
	I held one or more unsatisfying jobs	4	33%	457	31%
	I was never employed on a steady basis	3	25%	361	24%
	I held one or more satisfying jobs (but not a career)	-	0%	235	16%
	I was a student	3	25%	193	13%
	Other	-	0%	12	1%
	Total	12	100%	1,476	100%

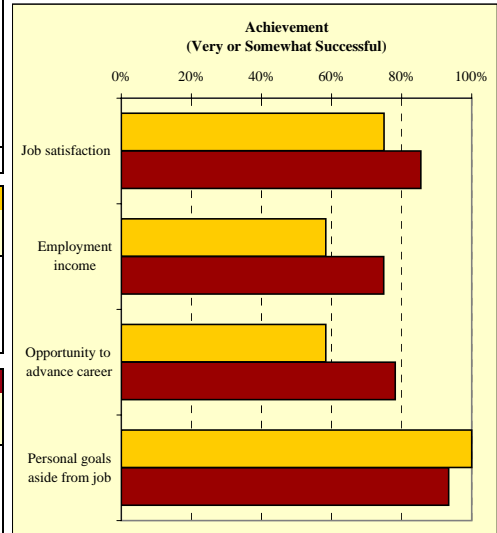
36.	Deciding on career, university major:	45.1101		SFU	
	When I started [program], I had a specific career/employment goal in mind	1	9%*	915	64%*
	I explored a variety of disciplines at university before deciding/confirming choice of major	10	83%*	777	54%*



37.	Change in career/employment expectations:	45.1101		SFU	
	During Program:				
	Changed significantly	3	25%	330	22%
	Changed somewhat	6	50%	556	38%
	Did not change at all	3	25%	588	40%
	Since Graduation:				
	Changed significantly	2	17%	391	26%
	Changed somewhat	10	83%	567	38%
	Did not change at all	-	0%	519	35%

38.	Were your degree and major a good fit with your own interests and strengths?	45.1101		SFU	
	Strongly agree	6	50%	731	50%
	Agree	6	50%	668	45%
	Disagree	-	0%	65	4%
	Strongly disagree	-	0%	12	1%
	Total	12	100%	1,476	100%

39.	While completing [program], which of the following significantly influenced or shaped your career and program choices?	45.1101		SFU	
	Work experience during studies	6	22%	640	19%
	Work experience prior to studies	2	7%	424	13%
	Personal experiences	6	22%	1,006	30%
	Professors	6	22%	571	17%
	Other counselling or advice	1	4%	219	7%
	Study abroad	1	4%	86	3%
	Travel (not for study)	3	11%	274	8%
	Other	2	7%	124	4%
	Total	27	100%	3,344	100%



40.	How successful have you been in achieving the following:	45.1101				# Resp.
		Very successful	Somewhat successful	Not very successful	Not at all successful	
	Job satisfaction	42%	33%	25%	0%	12
	Employment income	25%	33%	25%	17%	12
	Opportunity to advance career	33%	25%	33%	8%	12
	Personal goals aside from job	42%	58%	0%	0%	12

41.	How successful have you been in achieving the following:	SFU				# Resp.
		Very successful	Somewhat successful	Not very successful	Not at all successful	
	Job satisfaction	45%	40%	10%	4%	1,449
	Employment income	28%	47%	18%	7%	1,448
	Opportunity to advance career	36%	42%	15%	6%	1,435
	Personal goals aside from job	47%	46%	6%	1%	1,469