

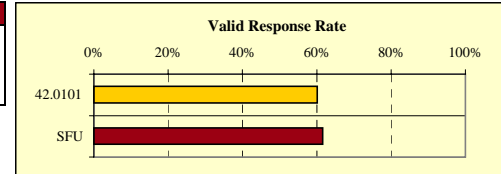
B.C. University Student Outcomes 2003 Survey of 1998 Baccalaureate Graduates

Detailed Summary of Survey Results
Simon Fraser University
6 Digit CIP: 42.0101: Psychology, General

■ SFU
■ 42.0101

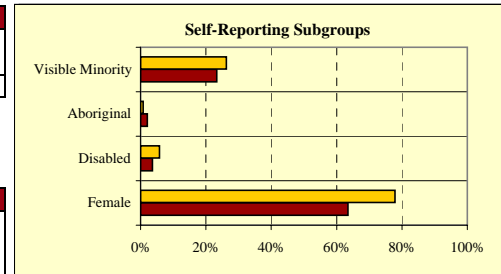
RESPONSE RATE

1. Survey Response Rate:	42.0101	SFU		
1998 Baccalaureate Graduates Survey Cohort	215		2,655	
Net Frame	203		2,406	
Survey Respondents and Valid Response Rate	122	60%	1,482	62%



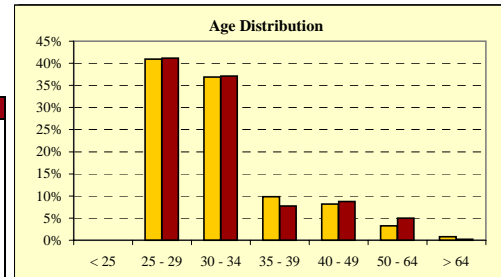
DEMOGRAPHIC INFORMATION

2. Gender:	42.0101	SFU		
Male	27	22%	542	37%
Female	95	78%	940	63%
Total	122	100%	1,482	100%

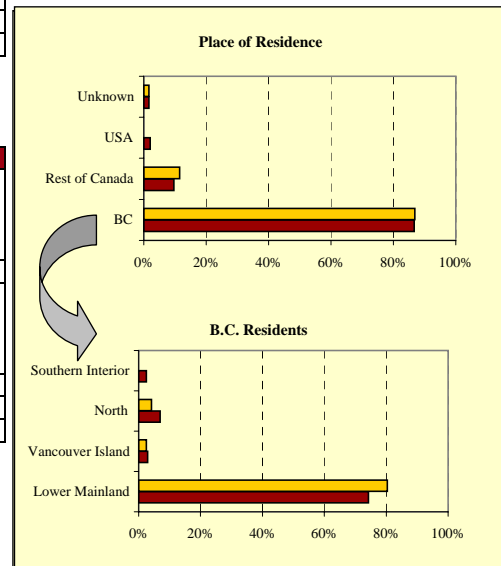


3. Self-Reporting Subgroups:	42.0101	SFU		
Disabled	7	6%	54	4%
Aboriginal	1	1%	30	2%
Visible Minority	32	26%	346	23%

4. Age (at time of survey):	42.0101	SFU		
< 25	-	0%	-	0%
25 to 29	50	41%	610	41%
30 to 34	45	37%	550	37%
35 to 39	12	10%	115	8%
40 to 49	10	8%	130	9%
50 to 64	4	3%	74	5%
> 64	1	1%	3	0%
Unknown	-	0%	-	0%
Total	122	100%	1,482	100%
Mean Age:	32.7		32.8	

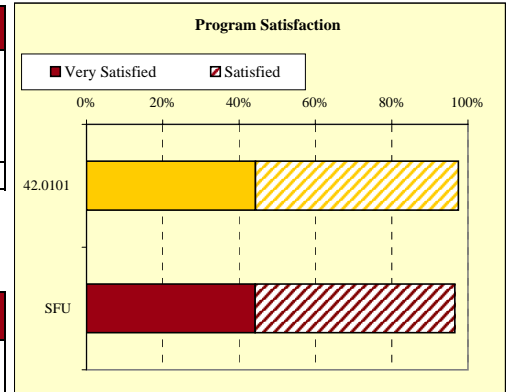


5. Place of Residence (at time of survey):	42.0101	SFU		
BC - Lower Mainland	98	80%	1,101	74%
BC - Vancouver Island	3	2%	43	3%
BC - North	5	4%	103	7%
BC - Southern Interior	-	0%	37	2%
BC Subtotal	106	87%	1,284	87%
Canada - Alberta	4	3%	57	4%
Canada - Ontario	8	7%	56	4%
Canada - Other	2	2%	30	2%
U.S.A.	-	0%	31	2%
Non-BC Subtotal	14	11%	174	12%
Unknown	2	2%	24	2%
Total	122	100%	1,482	100%

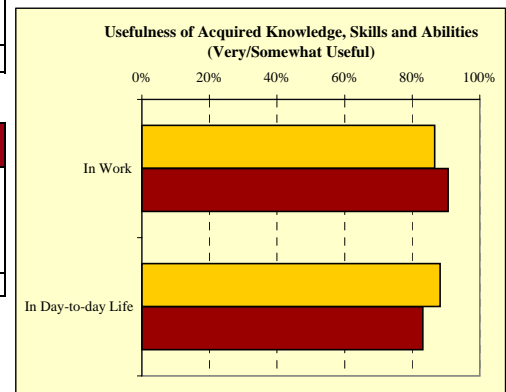


EDUCATION EVALUATION

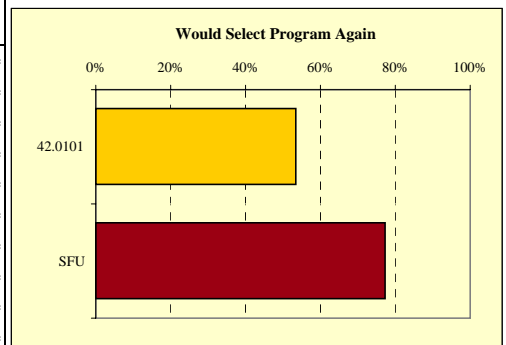
8. Program Satisfaction:	42.0101		SFU	
Very Satisfied	54	44%	653	44%
Satisfied	65	53%	776	53%
Dissatisfied	2	2%	42	3%
Very Dissatisfied	1	1%	7	0%
Total	122	100%	1,478	100%



6. Usefulness of Knowledge, Skills, and Abilities Acquired at University in Work:	42.0101		SFU	
Very Useful	43	38%	582	45%
Somewhat Useful	54	48%	595	46%
Not Very Useful	13	12%	92	7%
Not at All Useful	2	2%	30	2%
Total	112	100%	1,299	100%



7. Usefulness of Knowledge, Skills, and Abilities Acquired at University in Day-to-day Life:	42.0101		SFU	
Very Useful	37	33%	348	27%
Somewhat Useful	61	55%	730	56%
Not Very Useful	13	12%	200	15%
Not at All Useful	-	0%	18	1%
Total	111	100%	1,296	100%



9. Would you select the same program again?	42.0101		SFU	
Yes	62	53%	1,110	77%
No, because . . . (multiple response question)	54		326	
. . . interests have changed	15	20%*	94	23%*
. . . courses were not practical	21	28%*	90	22%*
. . . little or no career opportunities	26	34%*	106	26%*
. . . not enough course variety	-	0%*	7	2%*
. . . skills acquired were not very useful	-	0%*	9	2%*
. . . courses were poorly taught	-	0%*	5	1%*
. . . program was too general	8	11%*	49	12%*
. . . did not agree with grading system	-	0%*	1	0%*
. . . did not like institution	-	0%*	2	0%*
. . . other	6	8%*	52	13%*

* Percent of total responses, among those who would not take program again

Detailed Summary of Survey Results
Simon Fraser University
6 Digit CIP: 42.0101: Psychology, General

■ SFU
■ 42.0101

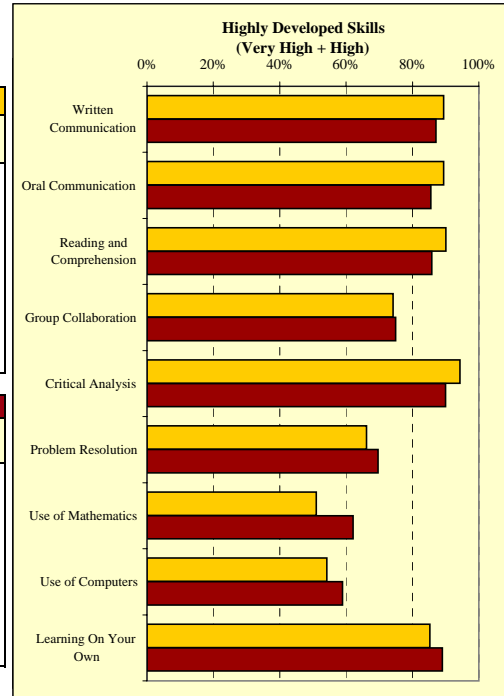
SKILL DEVELOPMENT

14a.

To what degree did university help you develop the following skills?	42.0101				# Resp.
	Very High	High	Low	Very Low	
Written Communication	55%	34%	9%	2%	122
Oral Communication	38%	52%	9%	2%	122
Reading and Comprehension	49%	41%	8%	2%	121
Group Collaboration	23%	51%	19%	7%	120
Critical Analysis	57%	37%	5%	1%	122
Problem Resolution	26%	40%	31%	2%	121
Use of Mathematics Appropriate to Field	11%	40%	33%	16%	98
Use of Computers Appropriate to Field	12%	42%	30%	16%	107
Learning On Your Own	43%	43%	12%	2%	122

14b.

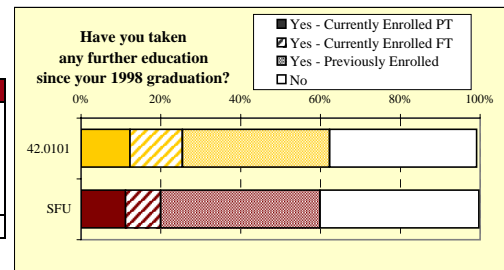
To what degree did university help you develop the following skills?	SFU				# Resp.
	Very High	High	Low	Very Low	
Written Communication	40%	47%	11%	2%	1,452
Oral Communication	32%	54%	12%	2%	1,463
Reading and Comprehension	42%	44%	12%	2%	1,449
Group Collaboration	29%	46%	21%	4%	1,453
Critical Analysis	50%	40%	8%	2%	1,472
Problem Resolution	20%	50%	26%	4%	1,438
Use of Mathematics Appropriate to Field	26%	36%	23%	14%	1,083
Use of Computers Appropriate to Field	23%	36%	29%	13%	1,250
Learning On Your Own	45%	44%	9%	2%	1,455



FURTHER EDUCATION

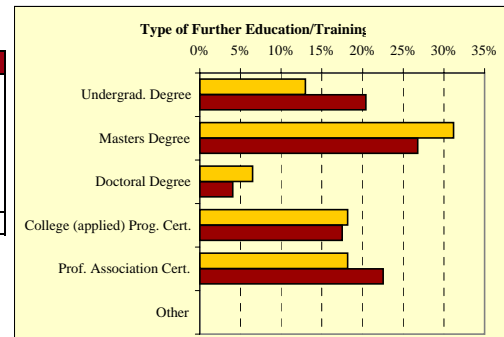
15.

Took further formal education since 1998 graduation	42.0101	SFU
Yes:	77 (63%)	892 (60%)
Not currently enrolled	45 (37%)	592 (40%)
Currently enrolled full-time	16 (13%)	131 (9%)
Currently enrolled part-time	15 (12%)	165 (11%)
No	45 (37%)	590 (40%)
Total	122 (100%)	1,482 (100%)



16.

Type of Formal Post-Secondary Education	42.0101	SFU
Undergraduate Degree	10 (13%)	182 (20%)
Masters Degree	24 (31%)	239 (27%)
Doctoral Degree	5 (6%)	36 (4%)
College (applied) Program Certification	14 (18%)	156 (17%)
Professional Association Certification	14 (18%)	201 (23%)
Other	- (0%)	- (0%)
Total Respondents	77 (100%)	892 (100%)

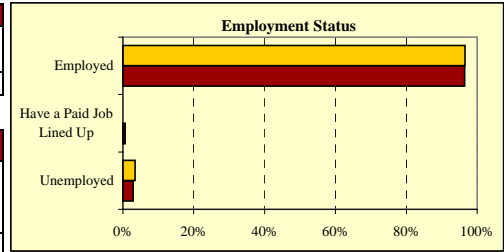


Detailed Summary of Survey Results
Simon Fraser University
6 Digit CIP: 42.0101: Psychology, General

■ SFU
■ 42.0101

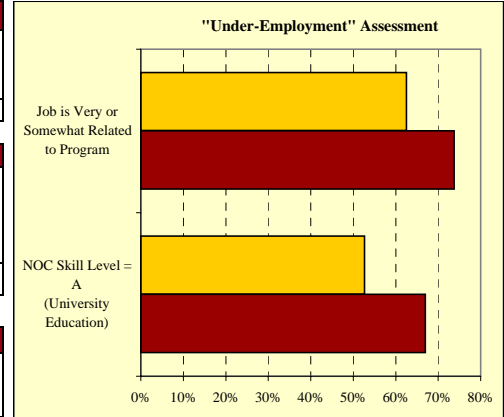
EMPLOYMENT

17. Labour Force Status:	42.0101	SFU
In Labour Force (working or seeking work)	116 95%	1,348 91%
Not in Labour Force	6 5%	132 9%
Grand Total	122 100%	1,480 100%



18. Employment Status of those IN Labour Force:	42.0101	SFU
Employed	112 97%	1,301 97%
Have a Paid Job Lined Up	- 0%	8 1%
Unemployed	4 3%	39 3%
Total Labour Force	116 100%	1,348 100%

19. Status of Graduates NOT in Labour Force:	42.0101	SFU
Attending School FT	1 17%	42 32%
Attending School PT	- 0%	4 3%
Other	5 83%	86 65%
Total NOT in Labour Force	6 100%	132 100%

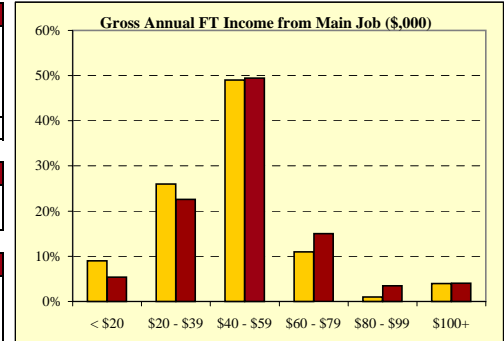


20. Employment Type:	42.0101	SFU
Paid worker	95 85%	1,158 89%
Self-employed	14 13%	83 6%
Both a paid worker and self-employed	3 3%	60 5%
Total Employed	112 100%	1,301 100%

21. Job Characteristics:	42.0101	SFU
I hold more than one job	17 15%*	184 14%*
My main job is full-time (>= 30 hours per week)	88 81%**	1,108 87%**

* of total employed ** of those who provided data on hours/week worked

22. How related is your main job to your program?	42.0101	SFU
Very Related	27 24%	539 41%
Somewhat Related	43 38%	420 32%
Not Very Related	26 23%	177 14%
Not At All Related	16 14%	165 13%
Total	112 100%	1,301 100%



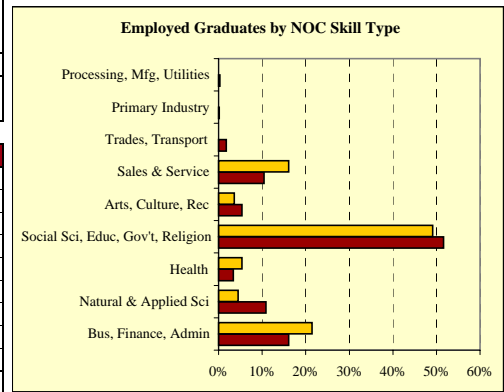
23. "Under-employment" Assessment:	42.0101	SFU
Job is very or somewhat related to program	70 63%	959 74%
NOC Skill Level = A (University Education)	59 53%	865 67%

* of total valid responses

24. Gross Annual Income from Main Job:*	42.0101	SFU
Less than \$20,000	9 9%	63 5%
\$20,000 to \$39,999	26 26%	263 23%
\$40,000 to \$59,999	49 49%	575 49%
\$60,000 to \$79,999	11 11%	175 15%
\$80,000 to \$99,999	1 1%	40 3%
\$100,000 and Above	4 4%	47 4%
Total	100 100%	1,163 100%
Median Annual Income (full-time)	\$45,000	\$48,000
Average Annual Income (full-time)	\$48,407	\$52,970

* where data provided

25. NOC Skill Type of Main Job:	42.0101	SFU
Business, Finance and Administration	24 21%	207 16%
Natural and Applied Sciences and Related	5 4%	140 11%
Health	6 5%	43 3%
Social Sciences, Educ., Gov't Services, Religion	55 49%	664 52%
Arts, Culture, Recreation and Sport	4 4%	69 5%
Sales and Service	18 16%	134 10%
Trades, Transport and Eqp. Operators and Related	- 0%	23 2%
Unique to the Primary Industry	- 0%	2 0%
Unique to Processing, Manufacturing and Utilities	- 0%	4 0%
Total	112 100%	1,286 100%

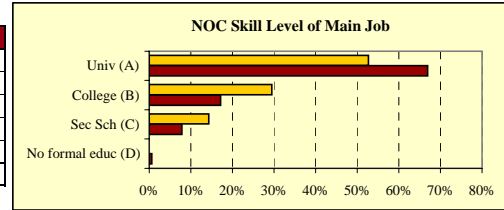


Detailed Summary of Survey Results
Simon Fraser University
6 Digit CIP: 42.0101: Psychology, General

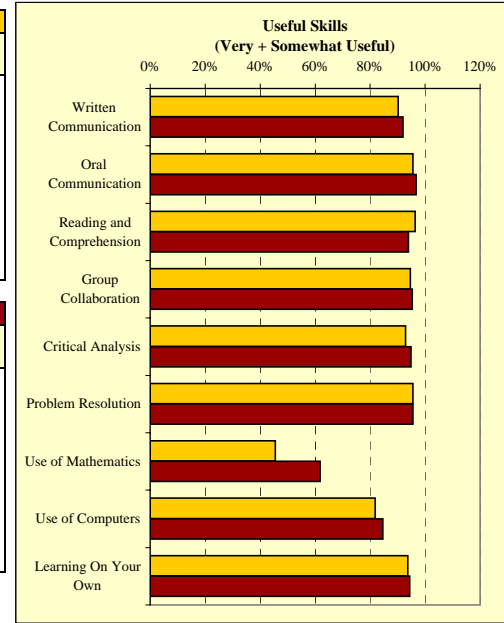
■ SFU
■ 42.0101

EMPLOYMENT, continued

26. NOC Skill Level of Main Job:	42.0101	SFU
A. University education	59	53%
B. College education/trade apprenticeship	33	29%
C. Secondary school + job-specific training	16	14%
D. No formal education	-	0%
No skill level assigned (management)	4	4%
Total	112	100%



27a. How useful are the following skills and abilities in doing your main job?	42.0101				# Resp.
	Very Useful	Somewhat Useful	Not Very Useful	Not at all Useful	
Written Communication	72%	18%	7%	3%	112
Oral Communication	82%	13%	4%	1%	112
Reading and Comprehension	70%	26%	2%	2%	111
Group Collaboration	77%	18%	4%	1%	112
Critical Analysis	72%	21%	6%	1%	112
Problem Resolution	82%	13%	4%	0%	112
Use of Mathematics Appropriate to Field	22%	24%	30%	25%	110
Use of Computers Appropriate to Field	45%	36%	12%	6%	110
Learning On Your Own	64%	29%	5%	1%	112



27b. How useful are the following skills and abilities in doing your main job?	SFU				# Resp.
	Very Useful	Somewhat Useful	Not Very Useful	Not at all Useful	
Written Communication	70%	22%	5%	3%	1,299
Oral Communication	80%	17%	3%	1%	1,299
Reading and Comprehension	70%	24%	4%	1%	1,298
Group Collaboration	77%	18%	4%	1%	1,298
Critical Analysis	72%	23%	4%	1%	1,300
Problem Resolution	77%	19%	4%	1%	1,300
Use of Mathematics Appropriate to Field	29%	33%	21%	17%	1,279
Use of Computers Appropriate to Field	50%	35%	10%	5%	1,291
Learning On Your Own	65%	29%	4%	1%	1,299

28a. Top 10 Full-time Occupations of 42.0101 Graduates:					42.0101
NOC	NOC	Skill Level	Description	% Employed FT in this Occ.**	Median FT Salary
4142	A		Elem & Kindergarten Teacher	12%	\$45,000
6261	B		Police Officers (Excl Commissioned)	4%	\$62,000
1114	A		Other Financial Officers	4%	\$45,000
4143	A		School & Guidance Counselor	4%	\$43,850
4213	B		Employment Counselors	4%	\$41,800
3143	A		Occupational Therapists	3%	\$55,000
4153	A		Family, Marriage Counselors	3%	\$42,184
1111	A		Financial Auditors & Accnts	3%	\$40,000
4112	A		Lawyers & Quebec Notaries	2%	\$71,500
1233	B		Ins Adjusters & Claims Examiners	2%	\$54,750

*data not displayed where n < 2

**percentages cited are of those for whom occupational data was provided, full-time and part-time

28b. Top 10 Full-time Occupations of Graduates from Simon Fraser University:					SFU
NOC	NOC	Skill Level	Description	% Employed FT in this Occ.**	Median FT Salary
4142	A		Elem & Kindergarten Teacher	18%	\$46,000
4141	A		Secondary School Teachers	11%	\$45,000
1111	A		Financial Auditors & Accnts	3%	\$48,000
2173	A		Software Engineers	2%	\$69,000
4112	A		Lawyers & Quebec Notaries	2%	\$70,000
6261	B		Police Officers (Excl Commissioned)	2%	\$61,000
5124	A		Occs in Public Relations & Comm	2%	\$51,000
2174	A		Computer Programmers/Interactive Media Developers	1%	\$60,000
0611	N/A		Sales, Marketing & Advrt Managers	1%	\$87,500
1114	A		Other Financial Officers	1%	\$50,000

*data not displayed where n < 2

**percentages cited are of those for whom occupational data was provided, full-time and part-time

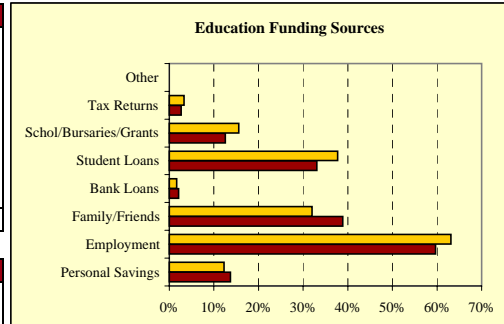
Detailed Summary of Survey Results
Simon Fraser University
6 Digit CIP: 42.0101: Psychology, General

■ SFU
■ 42.0101

EDUCATION FINANCING

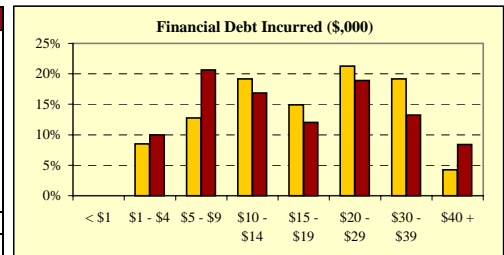
29. Education Funding Sources (2 sources per respondent):	42.0101		SFU	
Personal Savings	15	12%*	203	14%*
Employment	77	63%*	884	60%*
Family/Friends	39	32%*	576	39%*
Bank Loans	2	2%*	31	2%*
Student Loans	46	38%*	490	33%*
Scholarships/Bursaries/Grants	19	16%*	186	13%*
Tax Returns	4	3%*	39	3%*
Other	-	0%*	-	0%*
Total Respondents	122		1,482	

* Percentage of respondents who identified this source



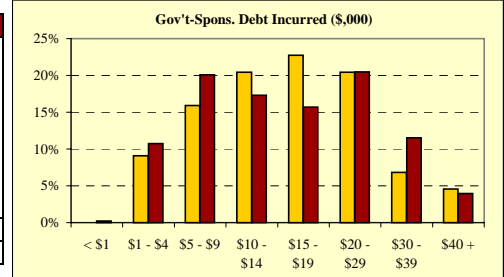
30. Financial Debt Incurred to Finance Univ. Education:	42.0101		SFU	
Incurred any form of financial debt	47	39%*	582	39%
Incurred government-sponsored student loan debt	44	36%*	503	34%

* Percentage of respondents who provided data



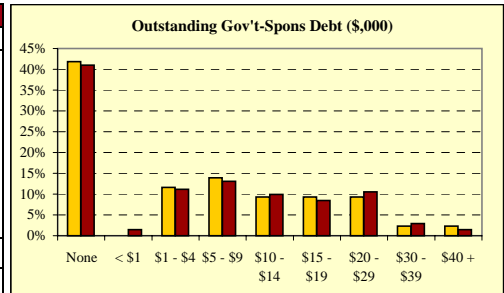
31. Financial Debt Amount:*	42.0101		SFU	
< \$1,000	-	0%	-	0%
\$1,000 to \$4,999	4	9%	58	10%
\$5,000 to \$9,999	6	13%	120	21%
\$10,000 to \$14,999	9	19%	98	17%
\$15,000 to \$19,999	7	15%	70	12%
\$20,000 to \$29,999	10	21%	110	19%
\$30,000 to \$39,999	9	19%	77	13%
\$40,000 or More	2	4%	49	8%
Total	47	100%	582	100%
Median Financial Debt	\$17,000		\$15,000	

*includes only cases where financial debt was incurred



32. Government-Sponsored Student Loan Debt Amount:*	42.0101		SFU	
< \$1,000	-	0%	1	0%
\$1,000 to \$4,999	4	9%	54	11%
\$5,000 to \$9,999	7	16%	101	20%
\$10,000 to \$14,999	9	20%	87	17%
\$15,000 to \$19,999	10	23%	79	16%
\$20,000 to \$29,999	9	20%	103	20%
\$30,000 to \$39,999	3	7%	58	12%
\$40,000 or More	2	5%	20	4%
Total	44	100%	503	100%
Median Gov't-Sponsored Student Loan Debt	\$15,500		\$15,000	

*includes only cases where government-sponsored debt was incurred

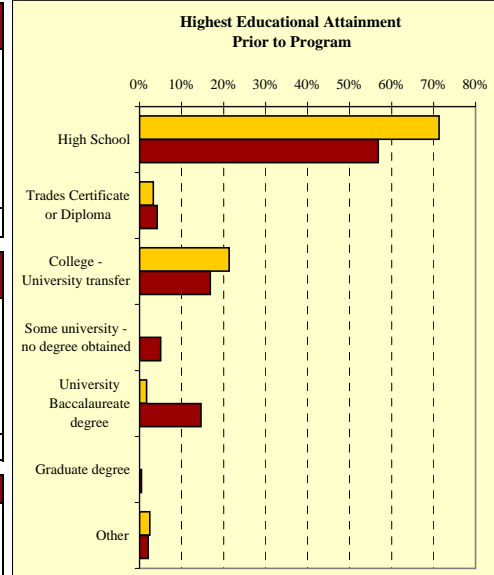


33. Outstanding Gov't-Sponsored Loan Debt Amount:*	42.0101		SFU	
None - Loan repaid in full	18	42%	198	41%
< \$1,000	-	0%	7	1%
\$1,000 to \$4,999	5	12%	54	11%
\$5,000 to \$9,999	6	14%	63	13%
\$10,000 to \$14,999	4	9%	48	10%
\$15,000 to \$19,999	4	9%	41	8%
\$20,000 to \$29,999	4	9%	51	11%
\$30,000 to \$39,999	1	2%	14	3%
\$40,000 or More	1	2%	7	1%
Total	43	100%	483	100%
Median Gov't-Sponsored Loan Debt Outstanding	\$4,000		\$3,500	

*includes only cases where government-sponsored debt was incurred, and valid "amount remaining" was provided

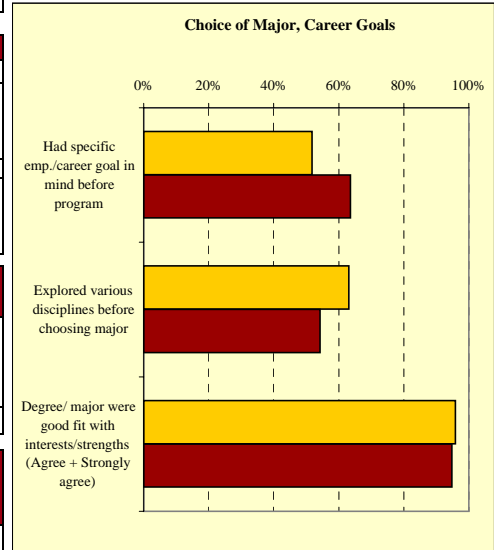
SPECIAL SECTION ON CAREER TRANSITIONS

34.	Prior to starting [program], what was your highest level of educational attainment?	42.0101		SFU	
	High School	87	71%	841	57%
	Trades Certificate or Diploma	4	3%	62	4%
	College - University transfer	26	21%	249	17%
	Some university - no degree obtained	-	0%	74	5%
	University Baccalaureate degree	2	2%	217	15%
	Graduate degree	-	0%	7	0%
	Other	3	2%	30	2%
	Total	122	100%	1,480	100%



35.	Prior to starting [program], what best describes your employment background?	42.0101		SFU	
	I was happily employed in a chosen career	14	12%	218	15%
	I held one or more unsatisfying jobs	42	35%	457	31%
	I was never employed on a steady basis	25	21%	361	24%
	I held one or more satisfying jobs (but not a career)	21	18%	235	16%
	I was a student	18	15%	193	13%
	Other	-	0%	12	1%
	Total	120	100%	1,476	100%

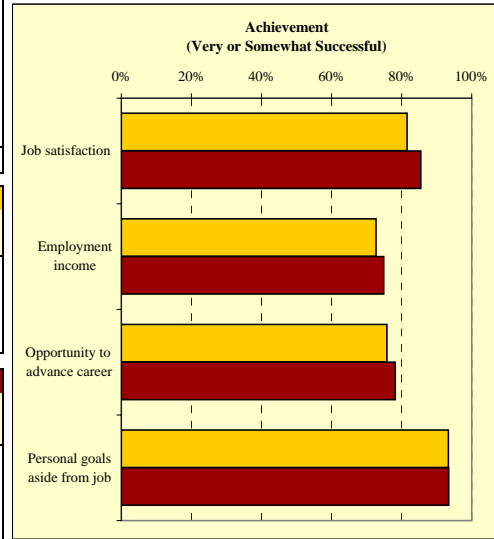
36.	Deciding on career, university major:	42.0101		SFU	
	When I started [program], I had a specific career/employment goal in mind	60	52%*	915	64%*
	I explored a variety of disciplines at university before deciding/confirming choice of major	77	63%*	777	54%*



37.	Change in career/employment expectations:	42.0101		SFU	
	During Program:				
	Changed significantly	50	41%	330	22%
	Changed somewhat	46	38%	556	38%
	Did not change at all	26	21%	588	40%
	Since Graduation:				
	Changed significantly	48	39%	391	26%
	Changed somewhat	47	39%	567	38%
	Did not change at all	27	22%	519	35%

38.	Were your degree and major a good fit with your own interests and strengths?	42.0101		SFU	
	Strongly agree	64	52%	731	50%
	Agree	53	43%	668	45%
	Disagree	4	3%	65	4%
	Strongly disagree	1	1%	12	1%
	Total	122	100%	1,476	100%

39.	While completing [program], which of the following significantly influenced or shaped your career and program choices?	42.0101		SFU	
	Work experience during studies	48	18%	640	19%
	Work experience prior to studies	21	8%	424	13%
	Personal experiences	95	36%	1,006	30%
	Professors	42	16%	571	17%
	Other counselling or advice	24	9%	219	7%
	Study abroad	6	2%	86	3%
	Travel (not for study)	18	7%	274	8%
	Other	8	3%	124	4%
	Total	262	100%	3,344	100%



40.	How successful have you been in achieving the following:	42.0101				# Resp.
		Very successful	Somewhat successful	Not very successful	Not at all successful	
	Job satisfaction	47%	34%	9%	9%	119
	Employment income	30%	43%	19%	8%	121
	Opportunity to advance career	33%	43%	14%	10%	120
	Personal goals aside from job	46%	48%	6%	1%	120

41.	How successful have you been in achieving the following:	SFU				# Resp.
		Very successful	Somewhat successful	Not very successful	Not at all successful	
	Job satisfaction	45%	40%	10%	4%	1,449
	Employment income	28%	47%	18%	7%	1,448
	Opportunity to advance career	36%	42%	15%	6%	1,435
	Personal goals aside from job	47%	46%	6%	1%	1,469