

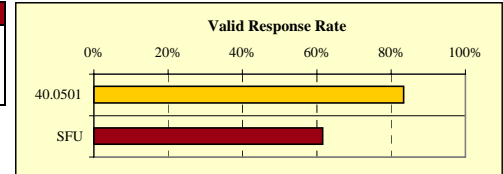
B.C. University Student Outcomes 2003 Survey of 1998 Baccalaureate Graduates

Detailed Summary of Survey Results
Simon Fraser University
6 Digit CIP: 40.0501: Chemistry, General

■ SFU
■ 40.0501

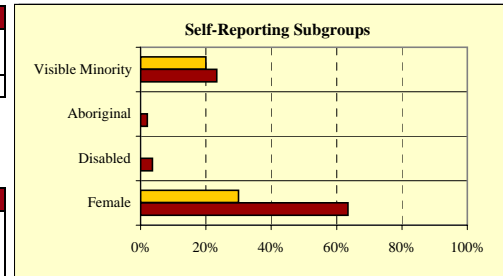
RESPONSE RATE

1. Survey Response Rate:	40.0501	SFU	
1998 Baccalaureate Graduates Survey Cohort	14	2,655	
Net Frame	12	2,406	
Survey Respondents and Valid Response Rate	10	83%	1,482 62%



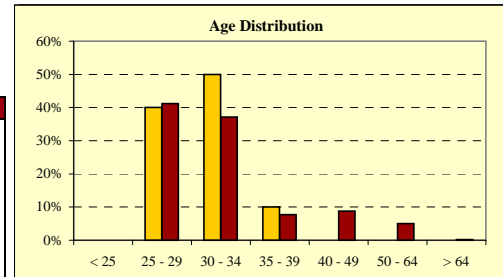
DEMOGRAPHIC INFORMATION

2. Gender:	40.0501	SFU	
Male	7	70%	542 37%
Female	3	30%	940 63%
Total	10	100%	1,482 100%

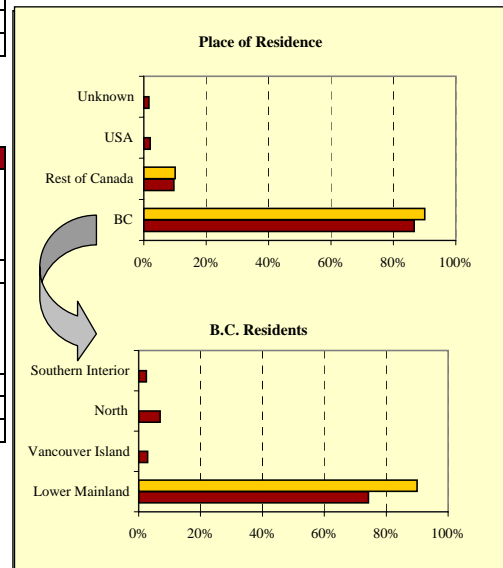


3. Self-Reporting Subgroups:	40.0501	SFU	
Disabled	-	0%	54 4%
Aboriginal	-	0%	30 2%
Visible Minority	2	20%	346 23%

4. Age (at time of survey):	40.0501	SFU	
< 25	-	0%	- 0%
25 to 29	4	40%	610 41%
30 to 34	5	50%	550 37%
35 to 39	1	10%	115 8%
40 to 49	-	0%	130 9%
50 to 64	-	0%	74 5%
> 64	-	0%	3 0%
Unknown	-	0%	- 0%
Total	10	100%	1,482 100%
Mean Age:	30.1	32.8	

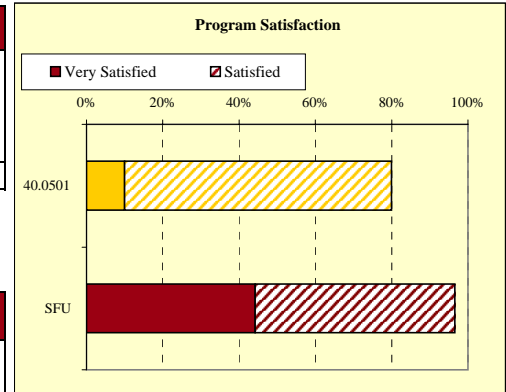


5. Place of Residence (at time of survey):	40.0501	SFU	
BC - Lower Mainland	9	90%	1,101 74%
BC - Vancouver Island	-	0%	43 3%
BC - North	-	0%	103 7%
BC - Southern Interior	-	0%	37 2%
BC Subtotal	9	90%	1,284 87%
Canada - Alberta	-	0%	57 4%
Canada - Ontario	1	10%	56 4%
Canada - Other	-	0%	30 2%
U.S.A.	-	0%	31 2%
Non-BC Subtotal	1	10%	174 12%
Unknown	-	0%	24 2%
Total	10	100%	1,482 100%

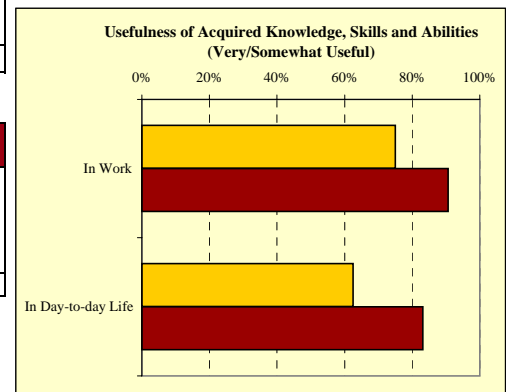


EDUCATION EVALUATION

8. Program Satisfaction:	40.0501		SFU	
Very Satisfied	1	10%	653	44%
Satisfied	7	70%	776	53%
Dissatisfied	1	10%	42	3%
Very Dissatisfied	1	10%	7	0%
Total	10	100%	1,478	100%

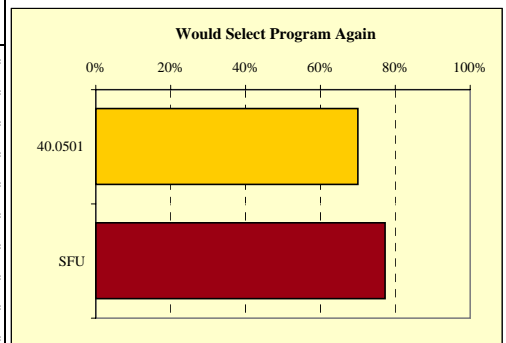


6. Usefulness of Knowledge, Skills, and Abilities Acquired at University in Work:	40.0501		SFU	
Very Useful	4	50%	582	45%
Somewhat Useful	2	25%	595	46%
Not Very Useful	1	13%	92	7%
Not at All Useful	1	13%	30	2%
Total	8	100%	1,299	100%



7. Usefulness of Knowledge, Skills, and Abilities Acquired at University in Day-to-day Life:	40.0501		SFU	
Very Useful	1	13%	348	27%
Somewhat Useful	4	50%	730	56%
Not Very Useful	3	38%	200	15%
Not at All Useful	-	0%	18	1%
Total	8	100%	1,296	100%

9. Would you select the same program again?	40.0501		SFU	
Yes	7	70%	1,110	77%
No, because . . . (multiple response question)	3		326	
. . . interests have changed	2	67%*	94	23%*
. . . courses were not practical	1	33%*	90	22%*
. . . little or no career opportunities	-	0%*	106	26%*
. . . not enough course variety	-	0%*	7	2%*
. . . skills acquired were not very useful	-	0%*	9	2%*
. . . courses were poorly taught	-	0%*	5	1%*
. . . program was too general	-	0%*	49	12%*
. . . did not agree with grading system	-	0%*	1	0%*
. . . did not like institution	-	0%*	2	0%*
. . . other	-	0%*	52	13%*



* Percent of total responses, among those who would not take program again

Detailed Summary of Survey Results
Simon Fraser University
6 Digit CIP: 40.0501: Chemistry, General

■ SFU
■ 40.0501

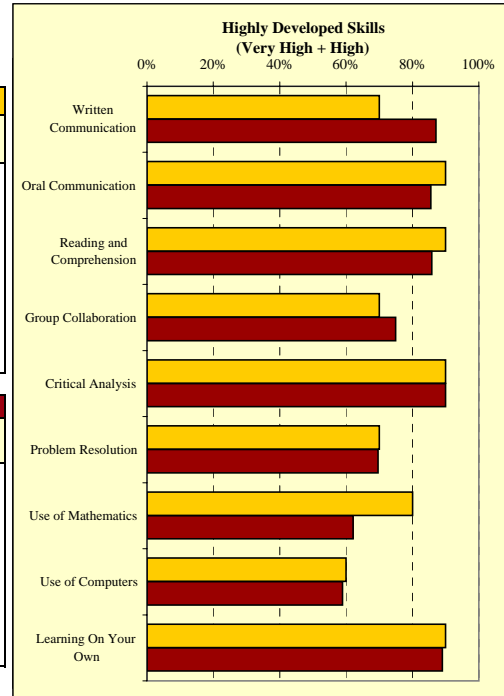
SKILL DEVELOPMENT

14a.

To what degree did university help you develop the following skills?	40.0501				# Resp.
	Very High	High	Low	Very Low	
Written Communication	30%	40%	30%	0%	10
Oral Communication	20%	70%	10%	0%	10
Reading and Comprehension	40%	50%	10%	0%	10
Group Collaboration	20%	50%	30%	0%	10
Critical Analysis	20%	70%	0%	10%	10
Problem Resolution	10%	60%	30%	0%	10
Use of Mathematics Appropriate to Field	70%	10%	10%	10%	10
Use of Computers Appropriate to Field	30%	30%	30%	10%	10
Learning On Your Own	40%	50%	10%	0%	10

14b.

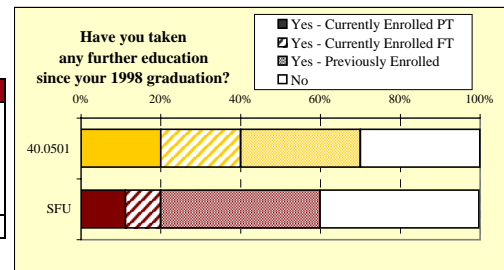
To what degree did university help you develop the following skills?	SFU				# Resp.
	Very High	High	Low	Very Low	
Written Communication	40%	47%	11%	2%	1,452
Oral Communication	32%	54%	12%	2%	1,463
Reading and Comprehension	42%	44%	12%	2%	1,449
Group Collaboration	29%	46%	21%	4%	1,453
Critical Analysis	50%	40%	8%	2%	1,472
Problem Resolution	20%	50%	26%	4%	1,438
Use of Mathematics Appropriate to Field	26%	36%	23%	14%	1,083
Use of Computers Appropriate to Field	23%	36%	29%	13%	1,250
Learning On Your Own	45%	44%	9%	2%	1,455



FURTHER EDUCATION

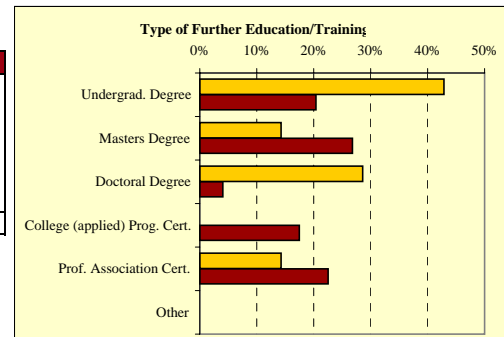
15.

Took further formal education since 1998 graduation	40.0501	SFU
Yes:	7	892
Not currently enrolled	3	592
Currently enrolled full-time	2	131
Currently enrolled part-time	2	165
No	3	590
Total	10	1,482

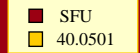


16.

Type of Formal Post-Secondary Education	40.0501	SFU
Undergraduate Degree	3	182
Masters Degree	1	239
Doctoral Degree	2	36
College (applied) Program Certification	-	156
Professional Association Certification	1	201
Other	-	-
Total Respondents	7	892

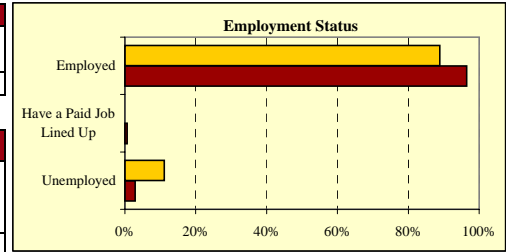


Detailed Summary of Survey Results
Simon Fraser University
6 Digit CIP: 40.0501: Chemistry, General



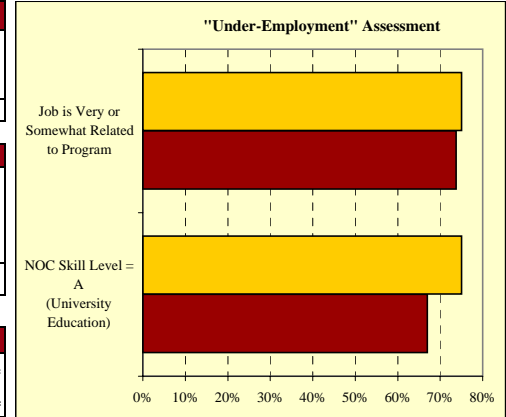
EMPLOYMENT

17. Labour Force Status:	40.0501	SFU
In Labour Force (working or seeking work)	9 90%	1,348 91%
Not in Labour Force	1 10%	132 9%
Grand Total	10 100%	1,480 100%



18. Employment Status of those IN Labour Force:	40.0501	SFU
Employed	8 89%	1,301 97%
Have a Paid Job Lined Up	- 0%	8 1%
Unemployed	1 11%	39 3%
Total Labour Force	9 100%	1,348 100%

19. Status of Graduates NOT in Labour Force:	40.0501	SFU
Attending School FT	1 100%	42 32%
Attending School PT	- 0%	4 3%
Other	- 0%	86 65%
Total NOT in Labour Force	1 100%	132 100%

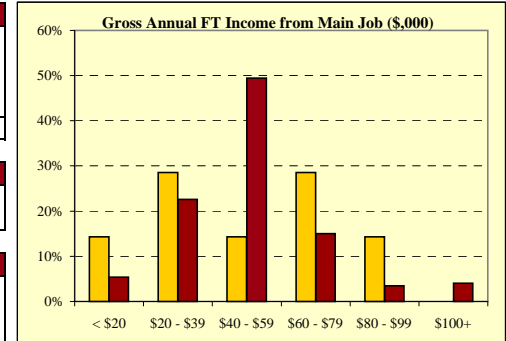


20. Employment Type:	40.0501	SFU
Paid worker	8 100%	1,158 89%
Self-employed	- 0%	83 6%
Both a paid worker and self-employed	- 0%	60 5%
Total Employed	8 100%	1,301 100%

21. Job Characteristics:	40.0501	SFU
I hold more than one job	1 13%*	184 14%*
My main job is full-time (>= 30 hours per week)	7 88%**	1,108 87%**

* of total employed ** of those who provided data on hours/week worked

22. How related is your main job to your program?	40.0501	SFU
Very Related	3 38%	539 41%
Somewhat Related	3 38%	420 32%
Not Very Related	2 25%	177 14%
Not At All Related	- 0%	165 13%
Total	8 100%	1,301 100%

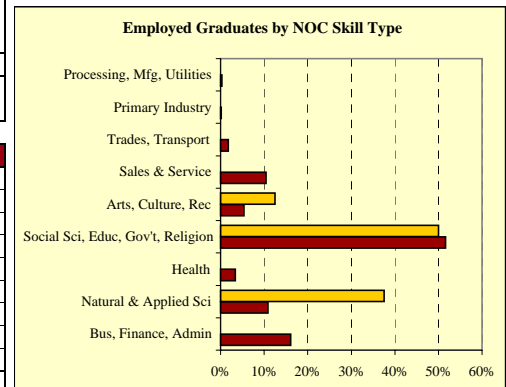


23. "Under-employment" Assessment:	40.0501	SFU
Job is very or somewhat related to program	6 75%	959 74%
NOC Skill Level = A (University Education)	6 75%	865 67%

* of total valid responses

24. Gross Annual Income from Main Job:*	40.0501	SFU
Less than \$20,000	1 14%	63 5%
\$20,000 to \$39,999	2 29%	263 23%
\$40,000 to \$59,999	1 14%	575 49%
\$60,000 to \$79,999	2 29%	175 15%
\$80,000 to \$99,999	1 14%	40 3%
\$100,000 and Above	- 0%	47 4%
Total	7 100%	1,163 100%
Median Annual Income (full-time)	\$63,000	\$48,000
Average Annual Income (full-time)	\$57,167	\$52,970

* where data provided



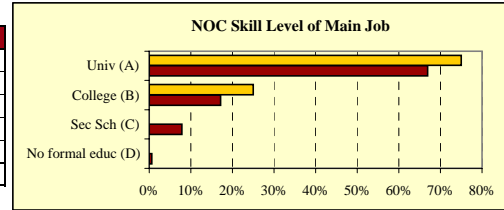
25. NOC Skill Type of Main Job:	40.0501	SFU
Business, Finance and Administration	- 0%	207 16%
Natural and Applied Sciences and Related	3 38%	140 11%
Health	- 0%	43 3%
Social Sciences, Educ., Gov't Services, Religion	4 50%	664 52%
Arts, Culture, Recreation and Sport	1 13%	69 5%
Sales and Service	- 0%	134 10%
Trades, Transport and Eqp. Operators and Related	- 0%	23 2%
Unique to the Primary Industry	- 0%	2 0%
Unique to Processing, Manufacturing and Utilities	- 0%	4 0%
Total	8 100%	1,286 100%

Detailed Summary of Survey Results
Simon Fraser University
6 Digit CIP: 40.0501: Chemistry, General

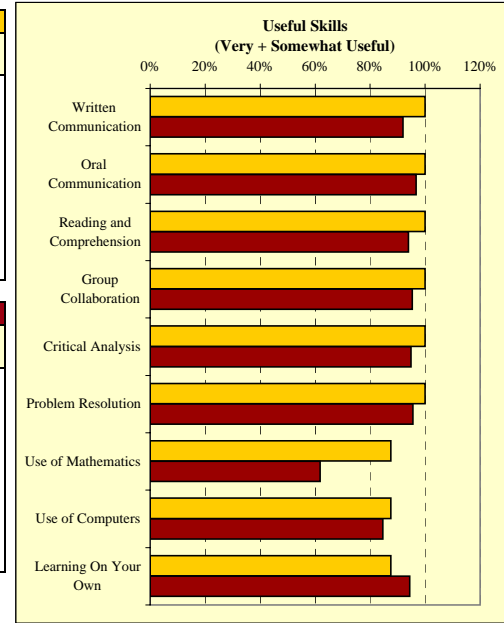
■ SFU
■ 40.0501

EMPLOYMENT, continued

26. NOC Skill Level of Main Job:	40.0501		SFU	
A. University education	6	75%	865	67%
B. College education/trade apprenticeship	2	25%	222	17%
C. Secondary school + job-specific training	-	0%	101	8%
D. No formal education	-	0%	8	1%
No skill level assigned (management)	-	0%	96	7%
Total	8	100%	1,292	100%



27a. How useful are the following skills and abilities in doing your main job?	40.0501				#
	Very Useful	Somewhat Useful	Not Very Useful	Not at all Useful	Resp.
Written Communication	63%	38%	0%	0%	8
Oral Communication	88%	13%	0%	0%	8
Reading and Comprehension	75%	25%	0%	0%	8
Group Collaboration	75%	25%	0%	0%	8
Critical Analysis	88%	13%	0%	0%	8
Problem Resolution	88%	13%	0%	0%	8
Use of Mathematics Appropriate to Field	63%	25%	13%	0%	8
Use of Computers Appropriate to Field	63%	25%	13%	0%	8
Learning On Your Own	63%	25%	13%	0%	8



27b. How useful are the following skills and abilities in doing your main job?	SFU				#
	Very Useful	Somewhat Useful	Not Very Useful	Not at all Useful	Resp.
Written Communication	70%	22%	5%	3%	1,299
Oral Communication	80%	17%	3%	1%	1,299
Reading and Comprehension	70%	24%	4%	1%	1,298
Group Collaboration	77%	18%	4%	1%	1,298
Critical Analysis	72%	23%	4%	1%	1,300
Problem Resolution	77%	19%	4%	1%	1,300
Use of Mathematics Appropriate to Field	29%	33%	21%	17%	1,279
Use of Computers Appropriate to Field	50%	35%	10%	5%	1,291
Learning On Your Own	65%	29%	4%	1%	1,299

28a. Top 10 Full-time Occupations of 40.0501 Graduates:	40.0501		
NOC	NOC Skill Level Description	% Employed FT in this Occ.**	Median FT Salary
2112	A Chemists	38%	\$70,000
4141	A Secondary School Teachers	25%	\$32,000
*			
*			
*			
*			
*			
*			
*			

*data not displayed where n < 2 **percentages cited are of those for whom occupational data was provided, full-time and part-time

28b. Top 10 Full-time Occupations of Graduates from Simon Fraser University:	SFU		
NOC	NOC Skill Level Description	% Employed FT in this Occ.**	Median FT Salary
4142	A Elem & Kindergarten Teacher	18%	\$46,000
4141	A Secondary School Teachers	11%	\$45,000
1111	A Financial Auditors & Accnts	3%	\$48,000
2173	A Software Engineers	2%	\$69,000
4112	A Lawyers & Quebec Notaries	2%	\$70,000
6261	B Police Officers (Excl Commissioned)	2%	\$61,000
5124	A Oecs in Public Relations & Comm	2%	\$51,000
2174	A Computer Programmers/Interactive Media Developers	1%	\$60,000
0611	N/A Sales, Marketing & Advrt Managers	1%	\$87,500
1114	A Other Financial Officers	1%	\$50,000

*data not displayed where n < 2 **percentages cited are of those for whom occupational data was provided, full-time and part-time

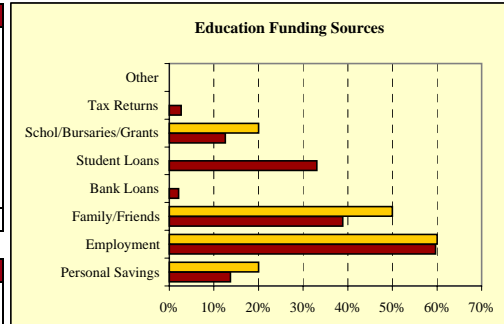
Detailed Summary of Survey Results
Simon Fraser University
6 Digit CIP: 40.0501: Chemistry, General

■ SFU
■ 40.0501

EDUCATION FINANCING

29. Education Funding Sources (2 sources per respondent):	40.0501	SFU
Personal Savings	2 20%*	203 14%*
Employment	6 60%*	884 60%*
Family/Friends	5 50%*	576 39%*
Bank Loans	- 0%*	31 2%*
Student Loans	- 0%*	490 33%*
Scholarships/Bursaries/Grants	2 20%*	186 13%*
Tax Returns	- 0%*	39 3%*
Other	- 0%*	- 0%*
Total Respondents	10	1,482

* Percentage of respondents who identified this source

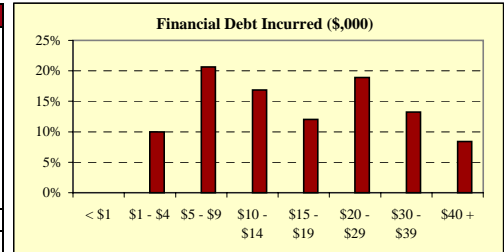


30. Financial Debt Incurred to Finance Univ. Education:	40.0501	SFU
Incurred any form of financial debt	- 0%*	582 39%
Incurred government-sponsored student loan debt	- 0%*	503 34%

* Percentage of respondents who provided data

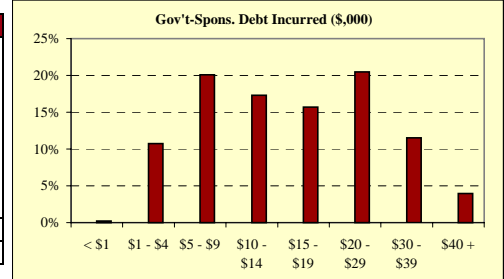
31. Financial Debt Amount:*	40.0501	SFU
< \$1,000	-	- 0%
\$1,000 to \$4,999	-	58 10%
\$5,000 to \$9,999	-	120 21%
\$10,000 to \$14,999	-	98 17%
\$15,000 to \$19,999	-	70 12%
\$20,000 to \$29,999	-	110 19%
\$30,000 to \$39,999	-	77 13%
\$40,000 or More	-	49 8%
Total	-	582 100%
Median Financial Debt	\$0	\$15,000

*includes only cases where financial debt was incurred



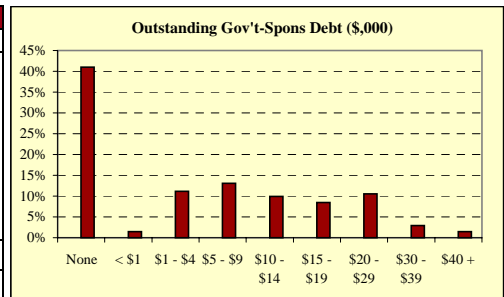
32. Government-Sponsored Student Loan Debt Amount:*	40.0501	SFU
< \$1,000	-	1 0%
\$1,000 to \$4,999	-	54 11%
\$5,000 to \$9,999	-	101 20%
\$10,000 to \$14,999	-	87 17%
\$15,000 to \$19,999	-	79 16%
\$20,000 to \$29,999	-	103 20%
\$30,000 to \$39,999	-	58 12%
\$40,000 or More	-	20 4%
Total	-	503 100%
Median Gov't-Sponsored Student Loan Debt	\$0	\$15,000

*includes only cases where government-sponsored debt was incurred



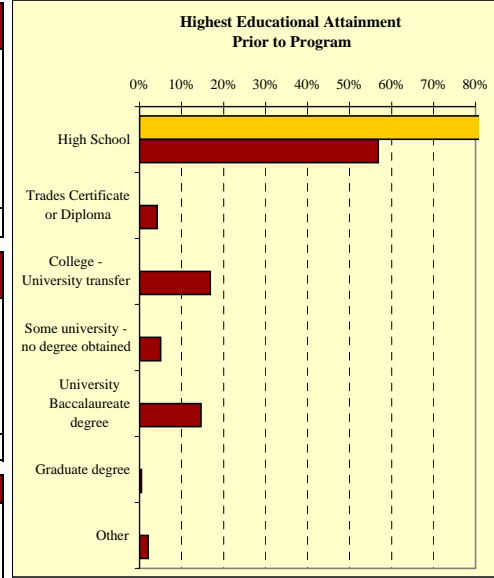
33. Outstanding Gov't-Sponsored Loan Debt Amount:*	40.0501	SFU
None - Loan repaid in full	-	198 41%
< \$1,000	-	7 1%
\$1,000 to \$4,999	-	54 11%
\$5,000 to \$9,999	-	63 13%
\$10,000 to \$14,999	-	48 10%
\$15,000 to \$19,999	-	41 8%
\$20,000 to \$29,999	-	51 11%
\$30,000 to \$39,999	-	14 3%
\$40,000 or More	-	7 1%
Total	-	483 100%
Median Gov't-Sponsored Loan Debt Outstanding	\$0	\$3,500

*includes only cases where government-sponsored debt was incurred, and valid "amount remaining" was provided



SPECIAL SECTION ON CAREER TRANSITIONS

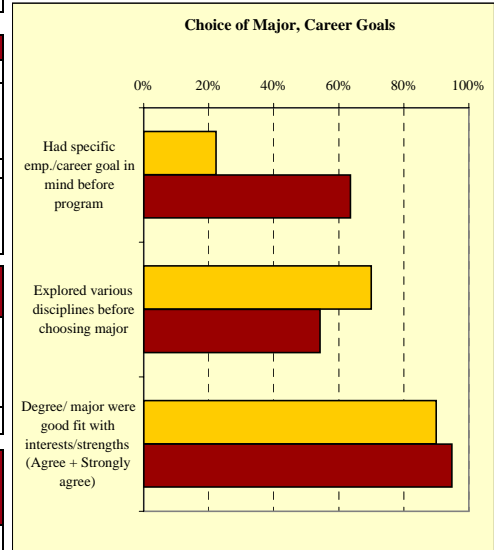
34.	Prior to starting [program], what was your highest level of educational attainment?	40.0501		SFU	
	High School	10	100%	841	57%
	Trades Certificate or Diploma	-	0%	62	4%
	College - University transfer	-	0%	249	17%
	Some university - no degree obtained	-	0%	74	5%
	University Baccalaureate degree	-	0%	217	15%
	Graduate degree	-	0%	7	0%
	Other	-	0%	30	2%
	Total	10	100%	1,480	100%



35.	Prior to starting [program], what best describes your employment background?	40.0501		SFU	
	I was happily employed in a chosen career	2	20%	218	15%
	I held one or more unsatisfying jobs	4	40%	457	31%
	I was never employed on a steady basis	2	20%	361	24%
	I held one or more satisfying jobs (but not a career)	-	0%	235	16%
	I was a student	2	20%	193	13%
	Other	-	0%	12	1%
	Total	10	100%	1,476	100%

36.	Deciding on career, university major:	40.0501		SFU	
	When I started [program], I had a specific career/employment goal in mind	2	22%*	915	64%*
	I explored a variety of disciplines at university before deciding/confirming choice of major	7	70%*	777	54%*

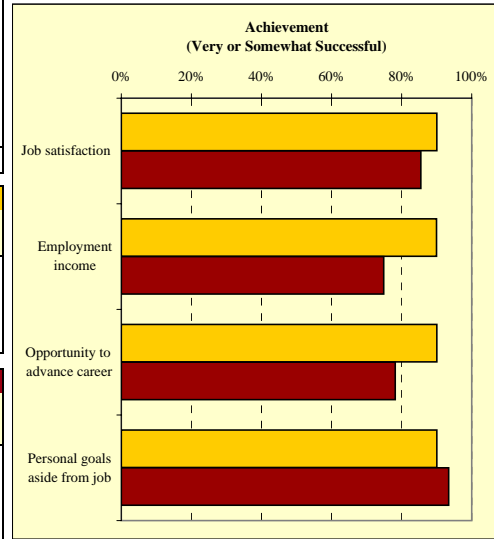
*percentages are of respondents who answered "yes" or "no"



37.	Change in career/employment expectations:	40.0501		SFU	
	During Program:				
	Changed significantly	3	30%	330	22%
	Changed somewhat	5	50%	556	38%
	Did not change at all	2	20%	588	40%
	Since Graduation:				
	Changed significantly	4	40%	391	26%
	Changed somewhat	1	10%	567	38%
	Did not change at all	5	50%	519	35%

38.	Were your degree and major a good fit with your own interests and strengths?	40.0501		SFU	
	Strongly agree	2	20%	731	50%
	Agree	7	70%	668	45%
	Disagree	-	0%	65	4%
	Strongly disagree	1	10%	12	1%
	Total	10	100%	1,476	100%

39.	While completing [program], which of the following significantly influenced or shaped your career and program choices?	40.0501		SFU	
	Work experience during studies	5	25%	640	19%
	Work experience prior to studies	1	5%	424	13%
	Personal experiences	5	25%	1,006	30%
	Professors	6	30%	571	17%
	Other counselling or advice	1	5%	219	7%
	Study abroad	-	0%	86	3%
	Travel (not for study)	1	5%	274	8%
	Other	1	5%	124	4%
	Total	20	100%	3,344	100%



40.	How successful have you been in achieving the following:	40.0501				# Resp.
		Very successful	Somewhat successful	Not very successful	Not at all successful	
	Job satisfaction	10%	80%	0%	10%	10
	Employment income	20%	70%	0%	10%	10
	Opportunity to advance career	40%	50%	10%	0%	10
	Personal goals aside from job	40%	50%	10%	0%	10

41.	How successful have you been in achieving the following:	SFU				# Resp.
		Very successful	Somewhat successful	Not very successful	Not at all successful	
	Job satisfaction	45%	40%	10%	4%	1,449
	Employment income	28%	47%	18%	7%	1,448
	Opportunity to advance career	36%	42%	15%	6%	1,435
	Personal goals aside from job	47%	46%	6%	1%	1,469