

# B.C. University Student Outcomes 2003 Survey of 1998 Baccalaureate Graduates

Detailed Summary of Survey Results

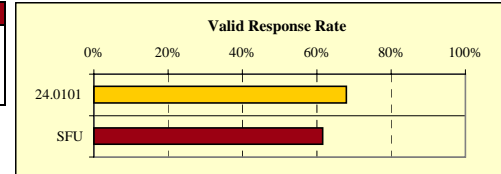
Simon Fraser University

6 Digit CIP: 24.0101: Liberal Arts & Sciences/Liberal Studies

■ SFU  
■ 24.0101

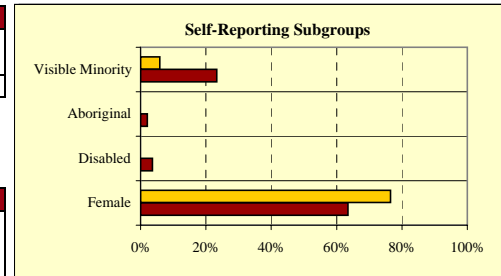
## RESPONSE RATE

1. Survey Response Rate:	24.0101	SFU		
1998 Baccalaureate Graduates Survey Cohort	26		2,655	
Net Frame	25		2,406	
Survey Respondents and Valid Response Rate	17	68%	1,482	62%



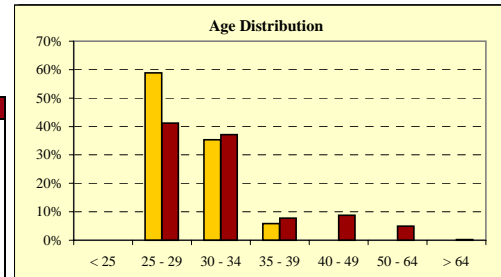
## DEMOGRAPHIC INFORMATION

2. Gender:	24.0101	SFU		
Male	4	24%	542	37%
Female	13	76%	940	63%
Total	17	100%	1,482	100%

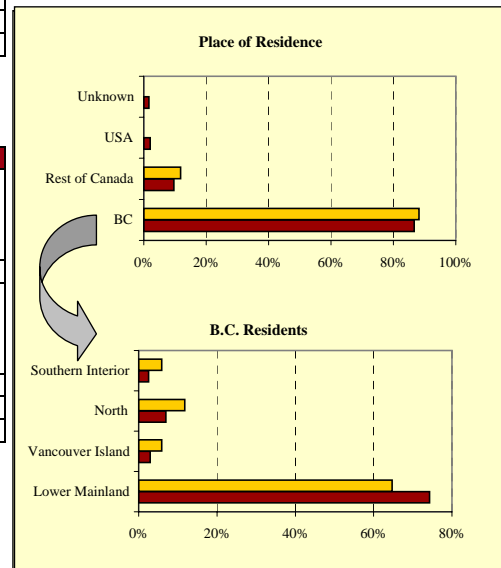


3. Self-Reporting Subgroups:	24.0101	SFU		
Disabled	-	0%	54	4%
Aboriginal	-	0%	30	2%
Visible Minority	1	6%	346	23%

4. Age (at time of survey):	24.0101	SFU		
< 25	-	0%	-	0%
25 to 29	10	59%	610	41%
30 to 34	6	35%	550	37%
35 to 39	1	6%	115	8%
40 to 49	-	0%	130	9%
50 to 64	-	0%	74	5%
> 64	-	0%	3	0%
Unknown	-	0%	-	0%
Total	17	100%	1,482	100%
Mean Age:	30.1		32.8	

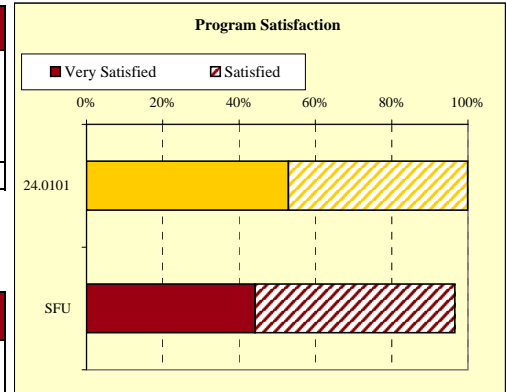


5. Place of Residence (at time of survey):	24.0101	SFU		
BC - Lower Mainland	11	65%	1,101	74%
BC - Vancouver Island	1	6%	43	3%
BC - North	2	12%	103	7%
BC - Southern Interior	1	6%	37	2%
BC Subtotal	15	88%	1,284	87%
Canada - Alberta	1	6%	57	4%
Canada - Ontario	-	0%	56	4%
Canada - Other	1	6%	30	2%
U.S.A.	-	0%	31	2%
Non-BC Subtotal	2	12%	174	12%
Unknown	-	0%	24	2%
Total	17	100%	1,482	100%

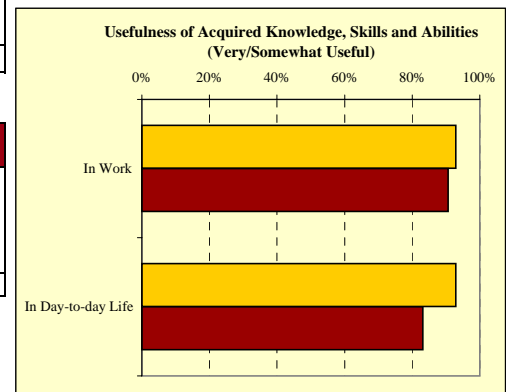


EDUCATION EVALUATION

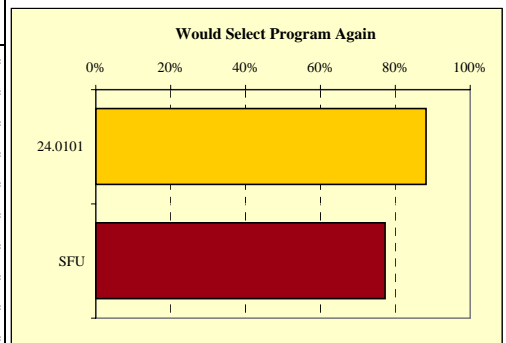
8. Program Satisfaction:	24.0101		SFU	
Very Satisfied	9	53%	653	44%
Satisfied	8	47%	776	53%
Dissatisfied	-	0%	42	3%
Very Dissatisfied	-	0%	7	0%
Total	17	100%	1,478	100%



6. Usefulness of Knowledge, Skills, and Abilities Acquired at University in Work:	24.0101		SFU	
Very Useful	4	29%	582	45%
Somewhat Useful	9	64%	595	46%
Not Very Useful	1	7%	92	7%
Not at All Useful	-	0%	30	2%
Total	14	100%	1,299	100%



7. Usefulness of Knowledge, Skills, and Abilities Acquired at University in Day-to-day Life:	24.0101		SFU	
Very Useful	3	21%	348	27%
Somewhat Useful	10	71%	730	56%
Not Very Useful	1	7%	200	15%
Not at All Useful	-	0%	18	1%
Total	14	100%	1,296	100%



9. Would you select the same program again?	24.0101		SFU	
Yes	15	88%	1,110	77%
No, because . . . (multiple response question)	2		326	
. . . interests have changed	-	0%*	94	23%*
. . . courses were not practical	1	33%*	90	22%*
. . . little or no career opportunities	1	33%*	106	26%*
. . . not enough course variety	-	0%*	7	2%*
. . . skills acquired were not very useful	1	33%*	9	2%*
. . . courses were poorly taught	-	0%*	5	1%*
. . . program was too general	-	0%*	49	12%*
. . . did not agree with grading system	-	0%*	1	0%*
. . . did not like institution	-	0%*	2	0%*
. . . other	-	0%*	52	13%*

\* Percent of total responses, among those who would not take program again

Detailed Summary of Survey Results

Simon Fraser University

6 Digit CIP: 24.0101: Liberal Arts & Sciences/Liberal Studies

■ SFU  
■ 24.0101

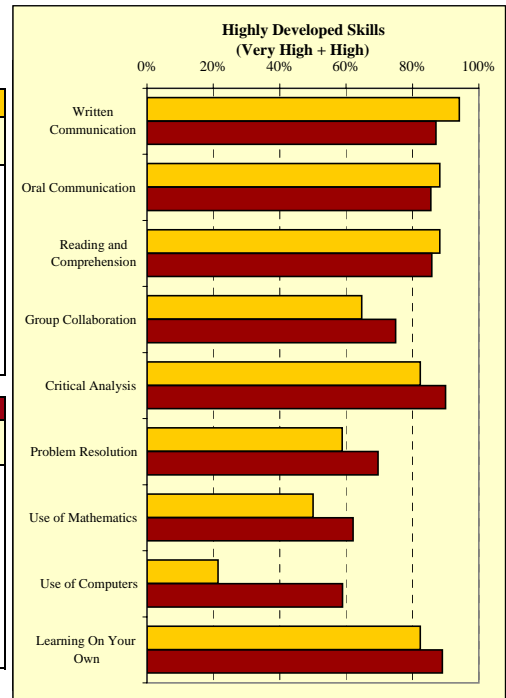
SKILL DEVELOPMENT

14a.

To what degree did university help you develop the following skills?	24.0101				# Resp.
	Very High	High	Low	Very Low	
Written Communication	47%	47%	6%	0%	17
Oral Communication	41%	47%	6%	6%	17
Reading and Comprehension	59%	29%	12%	0%	17
Group Collaboration	35%	29%	29%	6%	17
Critical Analysis	47%	35%	12%	6%	17
Problem Resolution	18%	41%	35%	6%	17
Use of Mathematics Appropriate to Field	21%	29%	7%	43%	14
Use of Computers Appropriate to Field	7%	14%	36%	43%	14
Learning On Your Own	41%	41%	6%	12%	17

14b.

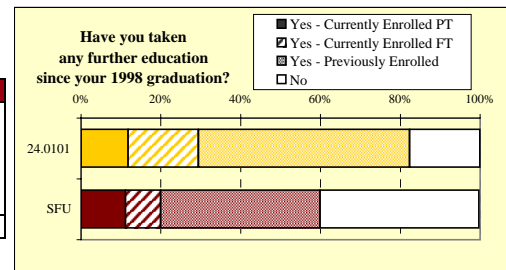
To what degree did university help you develop the following skills?	SFU				# Resp.
	Very High	High	Low	Very Low	
Written Communication	40%	47%	11%	2%	1,452
Oral Communication	32%	54%	12%	2%	1,463
Reading and Comprehension	42%	44%	12%	2%	1,449
Group Collaboration	29%	46%	21%	4%	1,453
Critical Analysis	50%	40%	8%	2%	1,472
Problem Resolution	20%	50%	26%	4%	1,438
Use of Mathematics Appropriate to Field	26%	36%	23%	14%	1,083
Use of Computers Appropriate to Field	23%	36%	29%	13%	1,250
Learning On Your Own	45%	44%	9%	2%	1,455



FURTHER EDUCATION

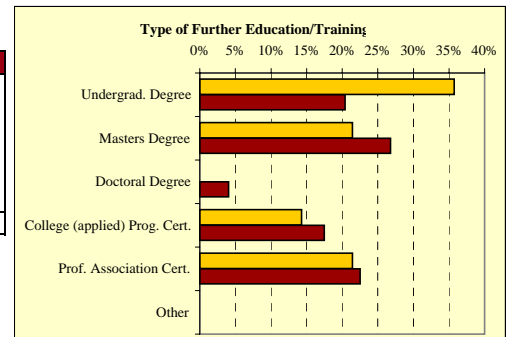
15.

Took further formal education since 1998 graduation	24.0101	SFU
Yes:	14 (82%)	892 (60%)
Not currently enrolled	9 (53%)	592 (40%)
Currently enrolled full-time	3 (18%)	131 (9%)
Currently enrolled part-time	2 (12%)	165 (11%)
No	3 (18%)	590 (40%)
Total	17 (100%)	1,482 (100%)



16.

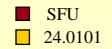
Type of Formal Post-Secondary Education	24.0101	SFU
Undergraduate Degree	5 (36%)	182 (20%)
Masters Degree	3 (21%)	239 (27%)
Doctoral Degree	- (0%)	36 (4%)
College (applied) Program Certification	2 (14%)	156 (17%)
Professional Association Certification	3 (21%)	201 (23%)
Other	- (0%)	- (0%)
Total Respondents	14 (100%)	892 (100%)



Detailed Summary of Survey Results

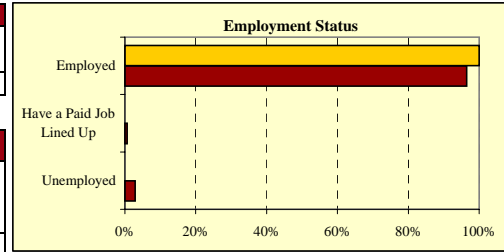
Simon Fraser University

6 Digit CIP: 24.0101: Liberal Arts & Sciences/Liberal Studies



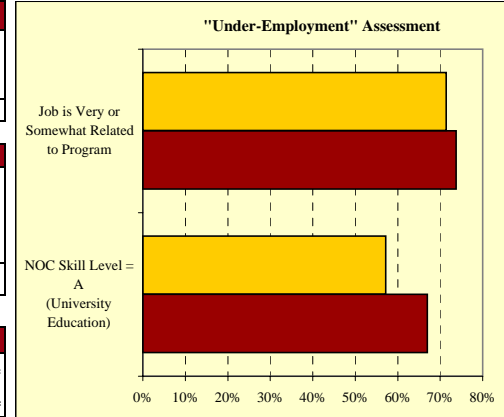
EMPLOYMENT

17. Labour Force Status:	24.0101	SFU
In Labour Force (working or seeking work)	14 82%	1,348 91%
Not in Labour Force	3 18%	132 9%
Grand Total	17 100%	1,480 100%



18. Employment Status of those IN Labour Force:	24.0101	SFU
Employed	14 100%	1,301 97%
Have a Paid Job Lined Up	- 0%	8 1%
Unemployed	- 0%	39 3%
Total Labour Force	14 100%	1,348 100%

19. Status of Graduates NOT in Labour Force:	24.0101	SFU
Attending School FT	2 67%	42 32%
Attending School PT	- 0%	4 3%
Other	1 33%	86 65%
Total NOT in Labour Force	3 100%	132 100%

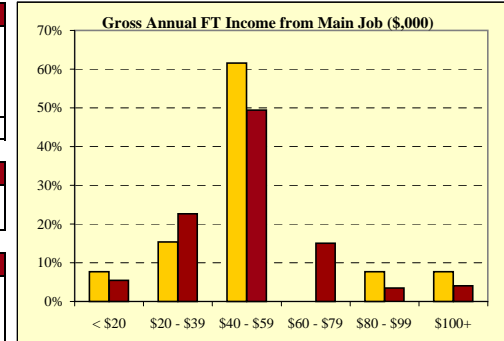


20. Employment Type:	24.0101	SFU
Paid worker	14 100%	1,158 89%
Self-employed	- 0%	83 6%
Both a paid worker and self-employed	- 0%	60 5%
Total Employed	14 100%	1,301 100%

21. Job Characteristics:	24.0101	SFU
I hold more than one job	1 7%*	184 14%*
My main job is full-time (>= 30 hours per week)	12 86%**	1,108 87%**

\* of total employed      \*\* of those who provided data on hours/week worked

22. How related is your main job to your program?	24.0101	SFU
Very Related	1 7%	539 41%
Somewhat Related	9 64%	420 32%
Not Very Related	2 14%	177 14%
Not At All Related	2 14%	165 13%
Total	14 100%	1,301 100%



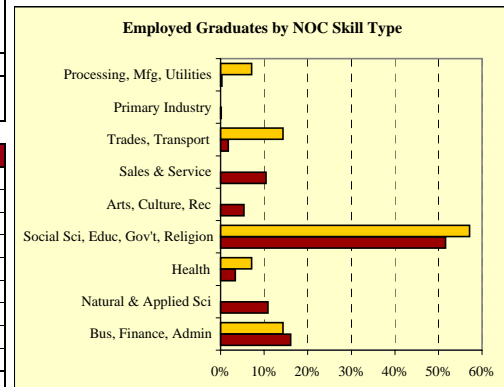
23. "Under-employment" Assessment:	24.0101	SFU
Job is very or somewhat related to program	10 71%	959 74%
NOC Skill Level = A (University Education)	8 57%	865 67%

\* of total valid responses

24. Gross Annual Income from Main Job:*	24.0101	SFU
Less than \$20,000	1 8%	63 5%
\$20,000 to \$39,999	2 15%	263 23%
\$40,000 to \$59,999	8 62%	575 49%
\$60,000 to \$79,999	- 0%	175 15%
\$80,000 to \$99,999	1 8%	40 3%
\$100,000 and Above	1 8%	47 4%
Total	13 100%	1,163 100%
Median Annual Income (full-time)	\$45,000	\$48,000
Average Annual Income (full-time)	\$57,818	\$52,970

\* where data provided

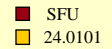
25. NOC Skill Type of Main Job:	24.0101	SFU
Business, Finance and Administration	2 14%	207 16%
Natural and Applied Sciences and Related	- 0%	140 11%
Health	1 7%	43 3%
Social Sciences, Educ., Gov't Services, Religion	8 57%	664 52%
Arts, Culture, Recreation and Sport	- 0%	69 5%
Sales and Service	- 0%	134 10%
Trades, Transport and Equip. Operators and Related	2 14%	23 2%
Unique to the Primary Industry	- 0%	2 0%
Unique to Processing, Manufacturing and Utilities	1 7%	4 0%
Total	14 100%	1,286 100%



Detailed Summary of Survey Results

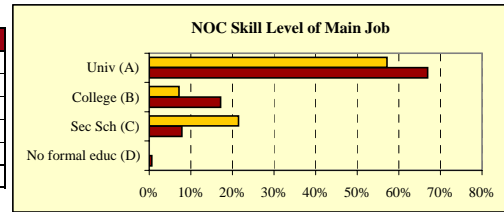
Simon Fraser University

6 Digit CIP: 24.0101: Liberal Arts & Sciences/Liberal Studies

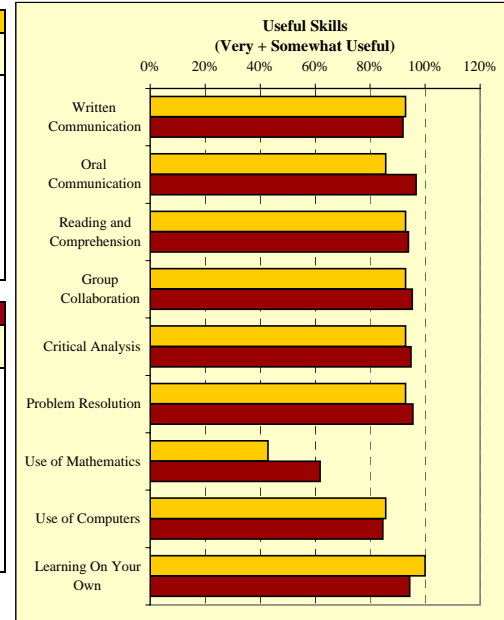


EMPLOYMENT, continued

26. NOC Skill Level of Main Job:	24.0101		SFU	
A. University education	8	57%	865	67%
B. College education/trade apprenticeship	1	7%	222	17%
C. Secondary school + job-specific training	3	21%	101	8%
D. No formal education	-	0%	8	1%
No skill level assigned (management)	2	14%	96	7%
Total	14	100%	1,292	100%



27a. How useful are the following skills and abilities in doing your main job?	24.0101				#
	Very Useful	Somewhat Useful	Not Very Useful	Not at all Useful	Resp.
Written Communication	79%	14%	0%	7%	14
Oral Communication	71%	14%	7%	7%	14
Reading and Comprehension	79%	14%	0%	6%	14
Group Collaboration	86%	7%	7%	0%	14
Critical Analysis	71%	21%	0%	7%	14
Problem Resolution	79%	14%	7%	0%	14
Use of Mathematics Appropriate to Field	21%	21%	21%	36%	14
Use of Computers Appropriate to Field	43%	43%	7%	7%	14
Learning On Your Own	57%	43%	0%	0%	14



27b. How useful are the following skills and abilities in doing your main job?	SFU				#
	Very Useful	Somewhat Useful	Not Very Useful	Not at all Useful	Resp.
Written Communication	70%	22%	5%	3%	1,299
Oral Communication	80%	17%	3%	1%	1,299
Reading and Comprehension	70%	24%	4%	1%	1,298
Group Collaboration	77%	18%	4%	1%	1,298
Critical Analysis	72%	23%	4%	1%	1,300
Problem Resolution	77%	19%	4%	1%	1,300
Use of Mathematics Appropriate to Field	29%	33%	21%	17%	1,279
Use of Computers Appropriate to Field	50%	35%	10%	5%	1,291
Learning On Your Own	65%	29%	4%	1%	1,299

28a. Top 10 Full-time Occupations of 24.0101 Graduates:	24.0101		
NOC	NOC Skill Level Description	% Employed FT in this Occ.**	Median FT Salary
4142	A Elem & Kindergarten Teacher	29%	\$45,500
4141	A Secondary School Teachers	14%	\$41,500
*			
*			
*			
*			
*			
*			
*			

\*data not displayed where n < 2      \*\*percentages cited are of those for whom occupational data was provided, full-time and part-time

28b. Top 10 Full-time Occupations of Graduates from Simon Fraser University:	SFU		
NOC	NOC Skill Level Description	% Employed FT in this Occ.**	Median FT Salary
4142	A Elem & Kindergarten Teacher	18%	\$46,000
4141	A Secondary School Teachers	11%	\$45,000
1111	A Financial Auditors & Accnts	3%	\$48,000
2173	A Software Engineers	2%	\$69,000
4112	A Lawyers & Quebec Notaries	2%	\$70,000
6261	B Police Officers (Excl Commissioned)	2%	\$61,000
5124	A Oecs in Public Relations & Comm	2%	\$51,000
2174	A Computer Programmers/Interactive Media Developers	1%	\$60,000
0611	N/A Sales, Marketing & Advrt Managers	1%	\$87,500
1114	A Other Financial Officers	1%	\$50,000

\*data not displayed where n < 2      \*\*percentages cited are of those for whom occupational data was provided, full-time and part-time

Detailed Summary of Survey Results

Simon Fraser University

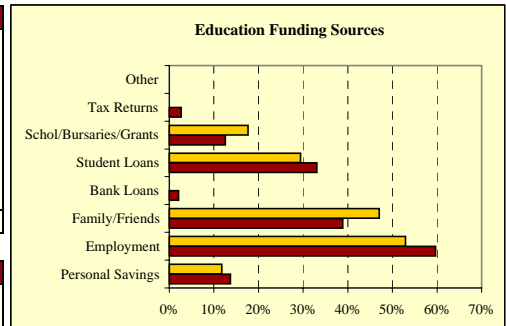
6 Digit CIP: 24.0101: Liberal Arts & Sciences/Liberal Studies

■ SFU  
■ 24.0101

EDUCATION FINANCING

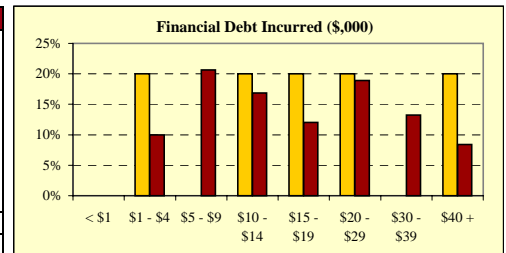
29. Education Funding Sources (2 sources per respondent):	24.0101	SFU
Personal Savings	2 12%*	203 14%*
Employment	9 53%*	884 60%*
Family/Friends	8 47%*	576 39%*
Bank Loans	- 0%*	31 2%*
Student Loans	5 29%*	490 33%*
Scholarships/Bursaries/Grants	3 18%*	186 13%*
Tax Returns	- 0%*	39 3%*
Other	- 0%*	- 0%*
<b>Total Respondents</b>	<b>17</b>	<b>1,482</b>

\* Percentage of respondents who identified this source



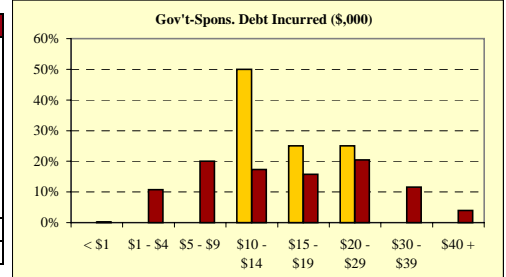
30. Financial Debt Incurred to Finance Univ. Education:	24.0101	SFU
Incurred any form of financial debt	5 29%*	582 39%
Incurred government-sponsored student loan debt	4 24%*	503 34%

\* Percentage of respondents who provided data



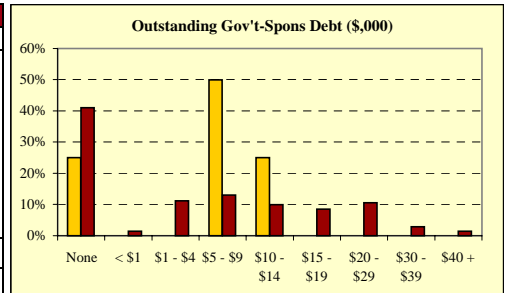
31. Financial Debt Amount:*	24.0101	SFU
< \$1,000	- 0%	- 0%
\$1,000 to \$4,999	1 20%	58 10%
\$5,000 to \$9,999	- 0%	120 21%
\$10,000 to \$14,999	1 20%	98 17%
\$15,000 to \$19,999	1 20%	70 12%
\$20,000 to \$29,999	1 20%	110 19%
\$30,000 to \$39,999	- 0%	77 13%
\$40,000 or More	1 20%	49 8%
<b>Total</b>	<b>5</b> 100%	<b>582</b> 100%
<b>Median Financial Debt</b>	<b>\$15,000</b>	<b>\$15,000</b>

\*includes only cases where financial debt was incurred



32. Government-Sponsored Student Loan Debt Amount:*	24.0101	SFU
< \$1,000	- 0%	1 0%
\$1,000 to \$4,999	- 0%	54 11%
\$5,000 to \$9,999	- 0%	101 20%
\$10,000 to \$14,999	2 50%	87 17%
\$15,000 to \$19,999	1 25%	79 16%
\$20,000 to \$29,999	1 25%	103 20%
\$30,000 to \$39,999	- 0%	58 12%
\$40,000 or More	- 0%	20 4%
<b>Total</b>	<b>4</b> 100%	<b>503</b> 100%
<b>Median Gov't-Sponsored Student Loan Debt</b>	<b>\$13,500</b>	<b>\$15,000</b>

\*includes only cases where government-sponsored debt was incurred

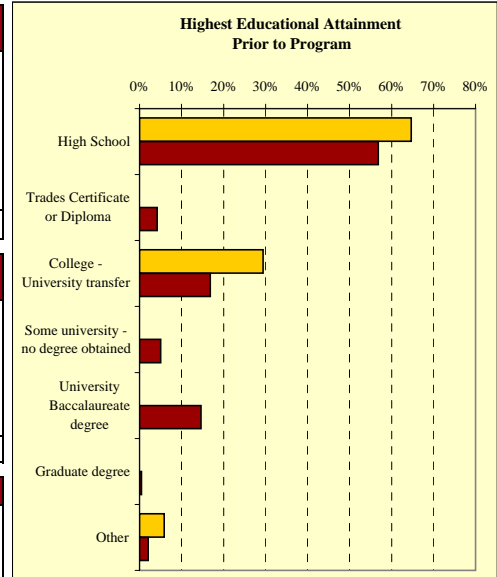


\*includes only cases where government-sponsored debt was incurred, and valid "amount remaining" was provided

33. Outstanding Gov't-Sponsored Loan Debt Amount:*	24.0101	SFU
None - Loan repaid in full	1 25%	198 41%
< \$1,000	- 0%	7 1%
\$1,000 to \$4,999	- 0%	54 11%
\$5,000 to \$9,999	2 50%	63 13%
\$10,000 to \$14,999	1 25%	48 10%
\$15,000 to \$19,999	- 0%	41 8%
\$20,000 to \$29,999	- 0%	51 11%
\$30,000 to \$39,999	- 0%	14 3%
\$40,000 or More	- 0%	7 1%
<b>Total</b>	<b>4</b> 100%	<b>483</b> 100%
<b>Median Gov't-Sponsored Loan Debt Outstanding</b>	<b>\$7,500</b>	<b>\$3,500</b>

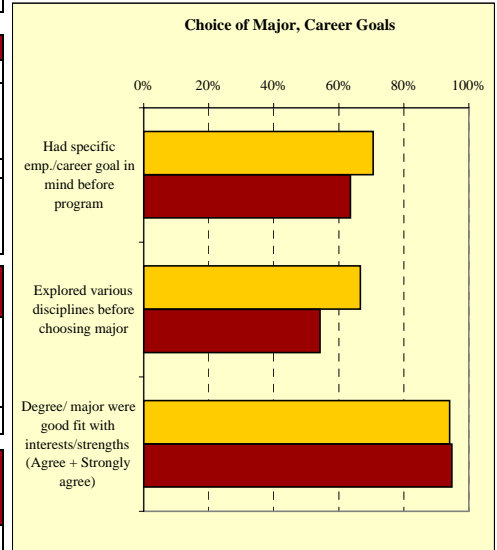
SPECIAL SECTION ON CAREER TRANSITIONS

34.	Prior to starting [program], what was your highest level of educational attainment?	24.0101		SFU	
	High School	11	65%	841	57%
	Trades Certificate or Diploma	-	0%	62	4%
	College - University transfer	5	29%	249	17%
	Some university - no degree obtained	-	0%	74	5%
	University Baccalaureate degree	-	0%	217	15%
	Graduate degree	-	0%	7	0%
	Other	1	6%	30	2%
	Total	17	100%	1,480	100%



35.	Prior to starting [program], what best describes your employment background?	24.0101		SFU	
	I was happily employed in a chosen career	2	12%	218	15%
	I held one or more unsatisfying jobs	5	29%	457	31%
	I was never employed on a steady basis	8	47%	361	24%
	I held one or more satisfying jobs (but not a career)	2	12%	235	16%
	I was a student	-	0%	193	13%
	Other	-	0%	12	1%
	Total	17	100%	1,476	100%

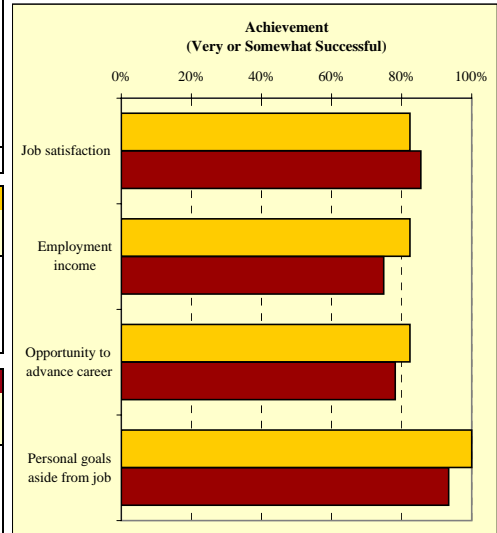
36.	Deciding on career, university major:	24.0101		SFU	
	When I started [program], I had a specific career/employment goal in mind	12	71%*	915	64%*
	I explored a variety of disciplines at university before deciding/confirming choice of major	10	67%*	777	54%*



37.	Change in career/employment expectations:	24.0101		SFU	
	During Program:				
	Changed significantly	5	29%	330	22%
	Changed somewhat	6	35%	556	38%
	Did not change at all	6	35%	588	40%
	Since Graduation:				
	Changed significantly	4	24%	391	26%
	Changed somewhat	6	35%	567	38%
	Did not change at all	7	41%	519	35%

38.	Were your degree and major a good fit with your own interests and strengths?	24.0101		SFU	
	Strongly agree	9	53%	731	50%
	Agree	7	41%	668	45%
	Disagree	1	6%	65	4%
	Strongly disagree	-	0%	12	1%
	Total	17	100%	1,476	100%

39.	While completing [program], which of the following significantly influenced or shaped your career and program choices?	24.0101		SFU	
	Work experience during studies	6	15%	640	19%
	Work experience prior to studies	7	18%	424	13%
	Personal experiences	13	33%	1,006	30%
	Professors	6	15%	571	17%
	Other counselling or advice	1	3%	219	7%
	Study abroad	-	0%	86	3%
	Travel (not for study)	5	13%	274	8%
	Other	1	3%	124	4%
	Total	39	100%	3,344	100%



40.	How successful have you been in achieving the following:	24.0101				# Resp.
		Very successful	Somewhat successful	Not very successful	Not at all successful	
	Job satisfaction	47%	35%	12%	6%	17
	Employment income	41%	41%	6%	12%	17
	Opportunity to advance career	29%	53%	12%	6%	17
	Personal goals aside from job	47%	53%	0%	0%	17

41.	How successful have you been in achieving the following:	SFU				# Resp.
		Very successful	Somewhat successful	Not very successful	Not at all successful	
	Job satisfaction	45%	40%	10%	4%	1,449
	Employment income	28%	47%	18%	7%	1,448
	Opportunity to advance career	36%	42%	15%	6%	1,435
	Personal goals aside from job	47%	46%	6%	1%	1,469