

B.C. University Student Outcomes 2003 Survey of 1998 Baccalaureate Graduates

Detailed Summary of Survey Results

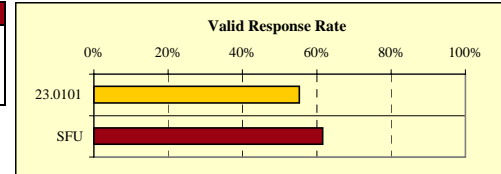
Simon Fraser University

6 Digit CIP: 23.0101: English Language & Literature, General

■ SFU
■ 23.0101

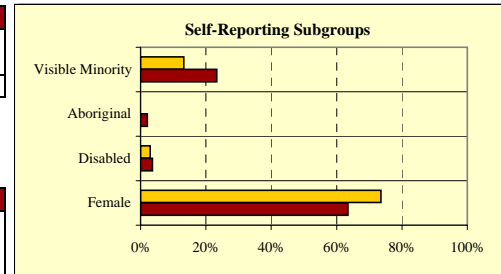
RESPONSE RATE

1. Survey Response Rate:	23.0101	SFU		
1998 Baccalaureate Graduates Survey Cohort	133		2,655	
Net Frame	123		2,406	
Survey Respondents and Valid Response Rate	68	55%	1,482	62%



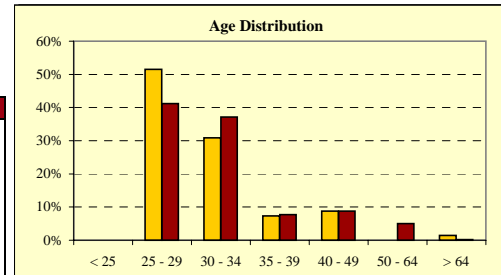
DEMOGRAPHIC INFORMATION

2. Gender:	23.0101	SFU		
Male	18	26%	542	37%
Female	50	74%	940	63%
Total	68	100%	1,482	100%

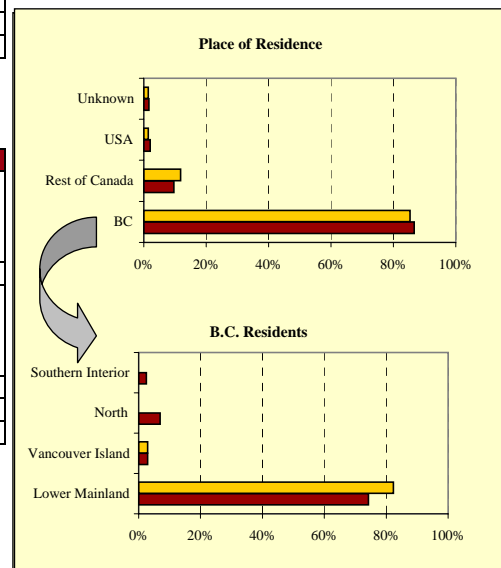


3. Self-Reporting Subgroups:	23.0101	SFU		
Disabled	2	3%	54	4%
Aboriginal	-	0%	30	2%
Visible Minority	9	13%	346	23%

4. Age (at time of survey):	23.0101	SFU		
< 25	-	0%	-	0%
25 to 29	35	51%	610	41%
30 to 34	21	31%	550	37%
35 to 39	5	7%	115	8%
40 to 49	6	9%	130	9%
50 to 64	-	0%	74	5%
> 64	1	1%	3	0%
Unknown	-	0%	-	0%
Total	68	100%	1,482	100%
Mean Age:	32.0		32.8	

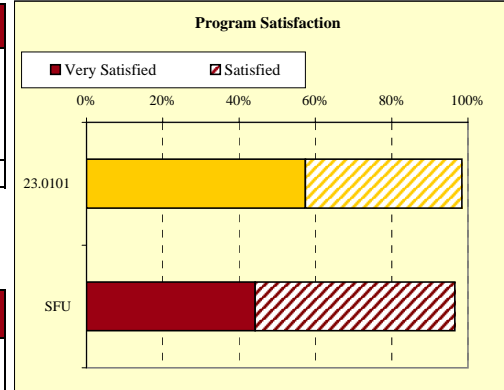


5. Place of Residence (at time of survey):	23.0101	SFU		
BC - Lower Mainland	56	82%	1,101	74%
BC - Vancouver Island	2	3%	43	3%
BC - North	-	0%	103	7%
BC - Southern Interior	-	0%	37	2%
BC Subtotal	58	85%	1,284	87%
Canada - Alberta	1	1%	57	4%
Canada - Ontario	3	4%	56	4%
Canada - Other	4	6%	30	2%
U.S.A.	1	1%	31	2%
Non-BC Subtotal	9	13%	174	12%
Unknown	1	1%	24	2%
Total	68	100%	1,482	100%

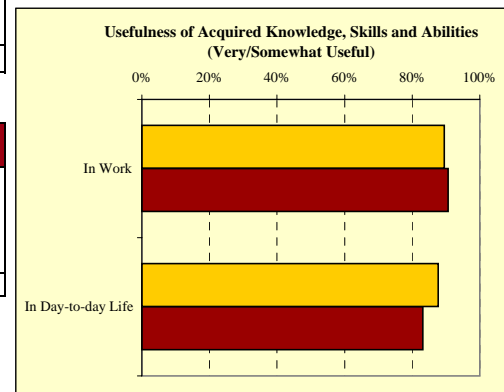


EDUCATION EVALUATION

8. Program Satisfaction:	23.0101		SFU	
Very Satisfied	39	57%	653	44%
Satisfied	28	41%	776	53%
Dissatisfied	1	1%	42	3%
Very Dissatisfied	-	0%	7	0%
Total	68	100%	1,478	100%

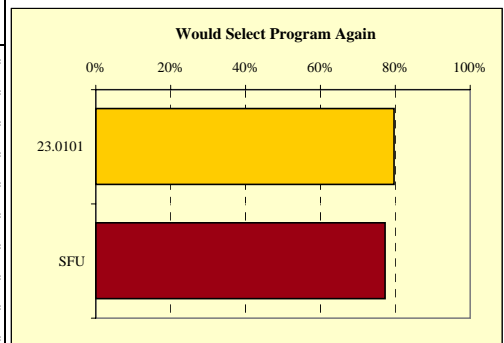


6. Usefulness of Knowledge, Skills, and Abilities Acquired at University in Work:	23.0101		SFU	
Very Useful	25	44%	582	45%
Somewhat Useful	26	46%	595	46%
Not Very Useful	4	7%	92	7%
Not at All Useful	2	4%	30	2%
Total	57	100%	1,299	100%



7. Usefulness of Knowledge, Skills, and Abilities Acquired at University in Day-to-day Life:	23.0101		SFU	
Very Useful	19	33%	348	27%
Somewhat Useful	31	54%	730	56%
Not Very Useful	7	12%	200	15%
Not at All Useful	-	0%	18	1%
Total	57	100%	1,296	100%

9. Would you select the same program again?	23.0101		SFU	
Yes	51	80%	1,110	77%
No, because . . . (multiple response question)	13		326	
. . . interests have changed	4	25%*	94	23%*
. . . courses were not practical	5	31%*	90	22%*
. . . little or no career opportunities	3	19%*	106	26%*
. . . not enough course variety	-	0%*	7	2%*
. . . skills acquired were not very useful	-	0%*	9	2%*
. . . courses were poorly taught	1	6%*	5	1%*
. . . program was too general	1	6%*	49	12%*
. . . did not agree with grading system	-	0%*	1	0%*
. . . did not like institution	1	6%*	2	0%*
. . . other	1	6%*	52	13%*



* Percent of total responses, among those who would not take program again

Detailed Summary of Survey Results

Simon Fraser University

6 Digit CIP: 23.0101: English Language & Literature, General

■ SFU
■ 23.0101

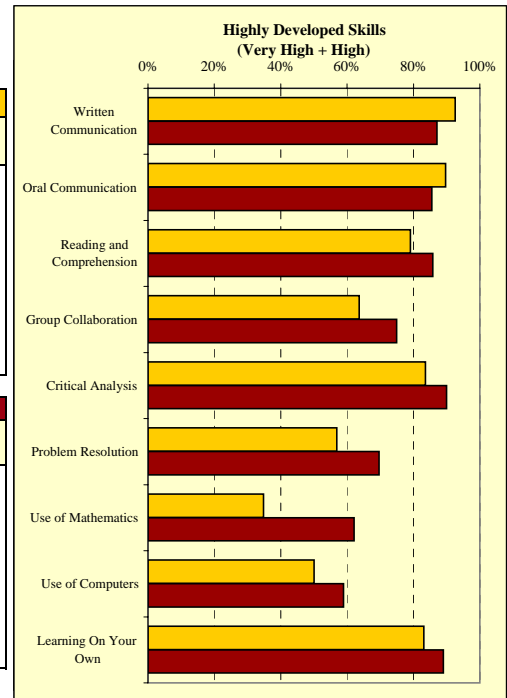
SKILL DEVELOPMENT

14a.

To what degree did university help you develop the following skills?	23.0101				# Resp.
	Very High	High	Low	Very Low	
Written Communication	57%	36%	7%	0%	67
Oral Communication	38%	51%	9%	1%	68
Reading and Comprehension	43%	36%	16%	4%	67
Group Collaboration	15%	48%	30%	6%	66
Critical Analysis	51%	33%	13%	3%	67
Problem Resolution	12%	45%	37%	6%	65
Use of Mathematics Appropriate to Field	30%	4%	30%	35%	23
Use of Computers Appropriate to Field	11%	39%	20%	30%	46
Learning On Your Own	46%	37%	14%	3%	65

14b.

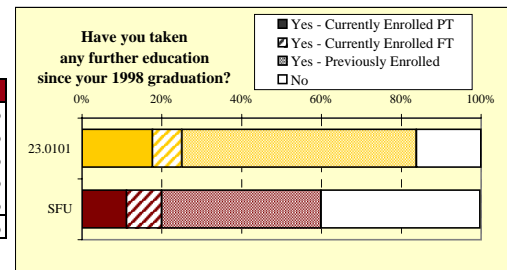
To what degree did university help you develop the following skills?	SFU				# Resp.
	Very High	High	Low	Very Low	
Written Communication	40%	47%	11%	2%	1,452
Oral Communication	32%	54%	12%	2%	1,463
Reading and Comprehension	42%	44%	12%	2%	1,449
Group Collaboration	29%	46%	21%	4%	1,453
Critical Analysis	50%	40%	8%	2%	1,472
Problem Resolution	20%	50%	26%	4%	1,438
Use of Mathematics Appropriate to Field	26%	36%	23%	14%	1,083
Use of Computers Appropriate to Field	23%	36%	29%	13%	1,250
Learning On Your Own	45%	44%	9%	2%	1,455



FURTHER EDUCATION

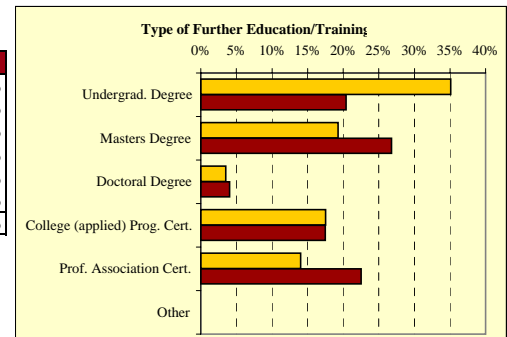
15.

Took further formal education since 1998 graduation	23.0101	SFU
Yes:	57	84%
Not currently enrolled	40	59%
Currently enrolled full-time	5	7%
Currently enrolled part-time	12	18%
No	11	16%
Total	68	100%



16.

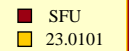
Type of Formal Post-Secondary Education	23.0101	SFU
Undergraduate Degree	20	35%
Masters Degree	11	19%
Doctoral Degree	2	4%
College (applied) Program Certification	10	18%
Professional Association Certification	8	14%
Other	-	0%
Total Respondents	57	100%



Detailed Summary of Survey Results

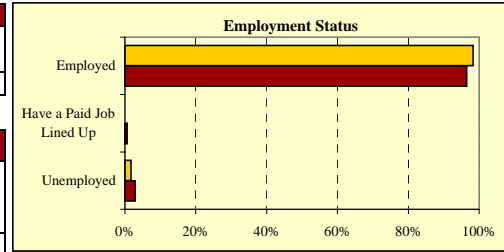
Simon Fraser University

6 Digit CIP: 23.0101: English Language & Literature, General



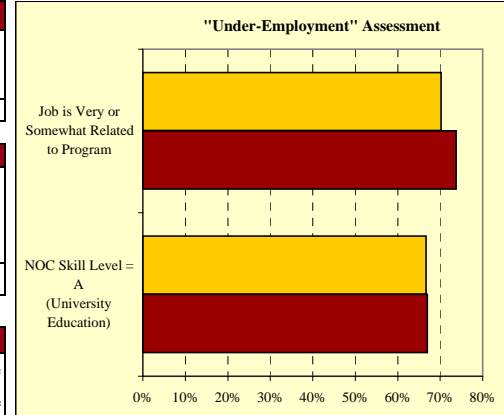
EMPLOYMENT

17. Labour Force Status:	23.0101	SFU		
In Labour Force (working or seeking work)	58	85%	1,348	91%
Not in Labour Force	10	15%	132	9%
Grand Total	68	100%	1,480	100%



18. Employment Status of those IN Labour Force:	23.0101	SFU		
Employed	57	98%	1,301	97%
Have a Paid Job Lined Up	-	0%	8	1%
Unemployed	1	2%	39	3%
Total Labour Force	58	100%	1,348	100%

19. Status of Graduates NOT in Labour Force:	23.0101	SFU		
Attending School FT	2	20%	42	32%
Attending School PT	2	20%	4	3%
Other	6	60%	86	65%
Total NOT in Labour Force	10	100%	132	100%

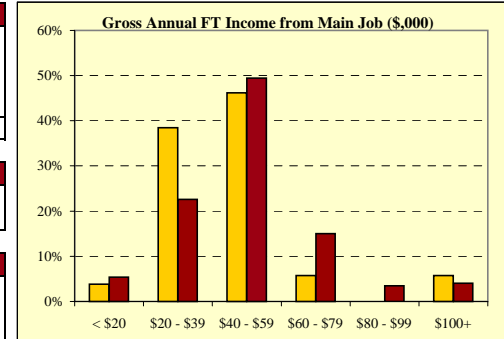


20. Employment Type:	23.0101	SFU		
Paid worker	52	91%	1,158	89%
Self-employed	5	9%	83	6%
Both a paid worker and self-employed	-	0%	60	5%
Total Employed	57	100%	1,301	100%

21. Job Characteristics:	23.0101	SFU		
I hold more than one job	9	16%*	184	14%*
My main job is full-time (>= 30 hours per week)	46	81%**	1,108	87%**

* of total employed ** of those who provided data on hours/week worked

22. How related is your main job to your program?	23.0101	SFU		
Very Related	12	21%	539	41%
Somewhat Related	28	49%	420	32%
Not Very Related	6	11%	177	14%
Not At All Related	11	19%	165	13%
Total	57	100%	1,301	100%

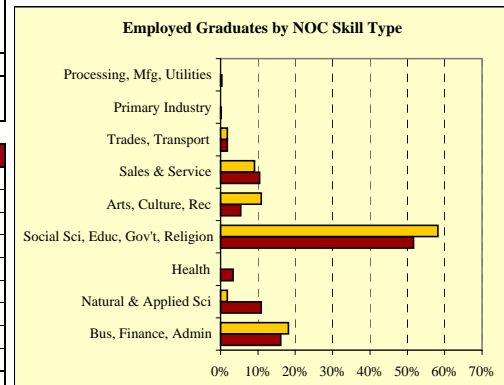


23. "Under-employment" Assessment:	23.0101	SFU		
Job is very or somewhat related to program	40	70%	959	74%
NOC Skill Level = A (University Education)	38	67%	865	67%

* of total valid responses

24. Gross Annual Income from Main Job:*	23.0101	SFU		
Less than \$20,000	2	4%	63	5%
\$20,000 to \$39,999	20	38%	263	23%
\$40,000 to \$59,999	24	46%	575	49%
\$60,000 to \$79,999	3	6%	175	15%
\$80,000 to \$99,999	-	0%	40	3%
\$100,000 and Above	3	6%	47	4%
Total	52	100%	1,163	100%
Median Annual Income (full-time)	\$42,000		\$48,000	
Average Annual Income (full-time)	\$47,220		\$52,970	

* where data provided

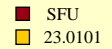


25. NOC Skill Type of Main Job:	23.0101	SFU		
Business, Finance and Administration	10	18%	207	16%
Natural and Applied Sciences and Related	1	2%	140	11%
Health	-	0%	43	3%
Social Sciences, Educ., Gov't Services, Religion	32	58%	664	52%
Arts, Culture, Recreation and Sport	6	11%	69	5%
Sales and Service	5	9%	134	10%
Trades, Transport and Eqp. Operators and Related	1	2%	23	2%
Unique to the Primary Industry	-	0%	2	0%
Unique to Processing, Manufacturing and Utilities	-	0%	4	0%
Total	55	100%	1,286	100%

Detailed Summary of Survey Results

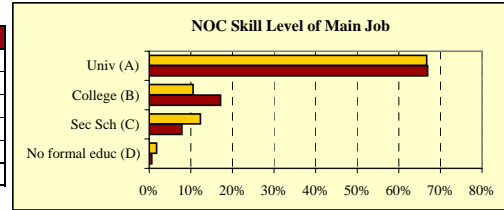
Simon Fraser University

6 Digit CIP: 23.0101: English Language & Literature, General

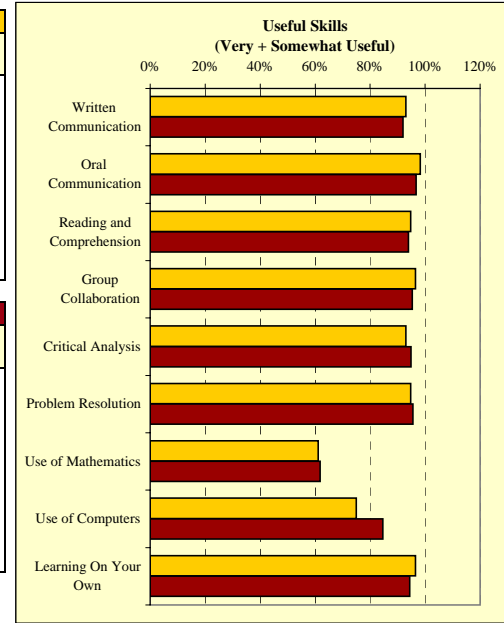


EMPLOYMENT, continued

26. NOC Skill Level of Main Job:	23.0101	SFU
A. University education	38	67%
B. College education/trade apprenticeship	6	11%
C. Secondary school + job-specific training	7	12%
D. No formal education	1	2%
No skill level assigned (management)	5	9%
Total	57	100%



27a. How useful are the following skills and abilities in doing your main job?	23.0101				#
	Very Useful	Somewhat Useful	Not Very Useful	Not at all Useful	Resp.
Written Communication	81%	12%	5%	2%	57
Oral Communication	84%	14%	2%	0%	57
Reading and Comprehension	79%	16%	0%	4%	57
Group Collaboration	79%	18%	4%	0%	57
Critical Analysis	65%	28%	5%	2%	57
Problem Resolution	75%	19%	4%	2%	57
Use of Mathematics Appropriate to Field	26%	35%	15%	24%	54
Use of Computers Appropriate to Field	41%	34%	20%	5%	56
Learning On Your Own	61%	35%	2%	2%	57



27b. How useful are the following skills and abilities in doing your main job?	SFU				#
	Very Useful	Somewhat Useful	Not Very Useful	Not at all Useful	Resp.
Written Communication	70%	22%	5%	3%	1,299
Oral Communication	80%	17%	3%	1%	1,299
Reading and Comprehension	70%	24%	4%	1%	1,298
Group Collaboration	77%	18%	4%	1%	1,298
Critical Analysis	72%	23%	4%	1%	1,300
Problem Resolution	77%	19%	4%	1%	1,300
Use of Mathematics Appropriate to Field	29%	33%	21%	17%	1,279
Use of Computers Appropriate to Field	50%	35%	10%	5%	1,291
Learning On Your Own	65%	29%	4%	1%	1,299

28a. Top 10 Full-time Occupations of 23.0101 Graduates:	23.0101	
NOC Skill Level Description	% Employed FT in this Occ.**	Median FT Salary
4142 A Elem & Kindergarten Teacher	25%	\$42,000
4141 A Secondary School Teachers	14%	\$41,000
5123 A Journalists	4%	\$41,500
1222 B Executive Assistants	4%	\$36,500
1221 B Administrative Officers	4%	\$35,000
*		
*		
*		
*		
*		

*data not displayed where n < 2

**percentages cited are of those for whom occupational data was provided, full-time and part-time

28b. Top 10 Full-time Occupations of Graduates from Simon Fraser University:	SFU	
NOC Skill Level Description	% Employed FT in this Occ.**	Median FT Salary
4142 A Elem & Kindergarten Teacher	18%	\$46,000
4141 A Secondary School Teachers	11%	\$45,000
1111 A Financial Auditors & Accnts	3%	\$48,000
2173 A Software Engineers	2%	\$69,000
4112 A Lawyers & Quebec Notaries	2%	\$70,000
6261 B Police Officers (Excl Commissioned)	2%	\$61,000
5124 A Oecs in Public Relations & Comm	2%	\$51,000
2174 A Computer Programmers/Interactive Media Developers	1%	\$60,000
0611 N/A Sales, Marketing & Advrt Managers	1%	\$87,500
1114 A Other Financial Officers	1%	\$50,000

*data not displayed where n < 2

**percentages cited are of those for whom occupational data was provided, full-time and part-time

Detailed Summary of Survey Results

Simon Fraser University

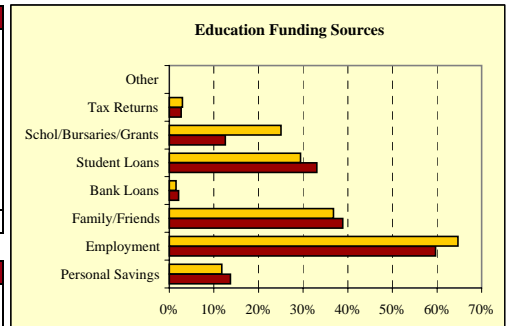
6 Digit CIP: 23.0101; English Language & Literature, General

■ SFU
■ 23.0101

EDUCATION FINANCING

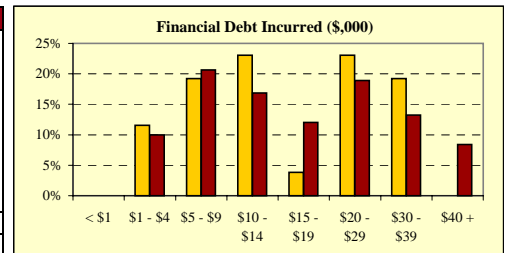
29. Education Funding Sources (2 sources per respondent):	23.0101	SFU
Personal Savings	8 12%*	203 14%*
Employment	44 65%*	884 60%*
Family/Friends	25 37%*	576 39%*
Bank Loans	1 1%*	31 2%*
Student Loans	20 29%*	490 33%*
Scholarships/Bursaries/Grants	17 25%*	186 13%*
Tax Returns	2 3%*	39 3%*
Other	- 0%*	- 0%*
Total Respondents	68	1,482

* Percentage of respondents who identified this source



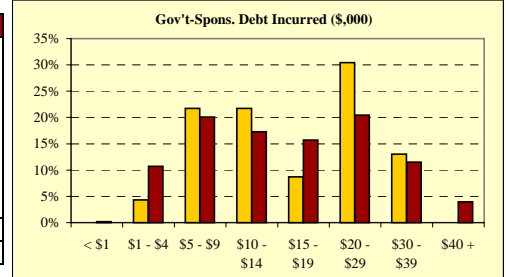
30. Financial Debt Incurred to Finance Univ. Education:	23.0101	SFU
Incurred any form of financial debt	26 38%*	582 39%
Incurred government-sponsored student loan debt	23 34%*	503 34%

* Percentage of respondents who provided data



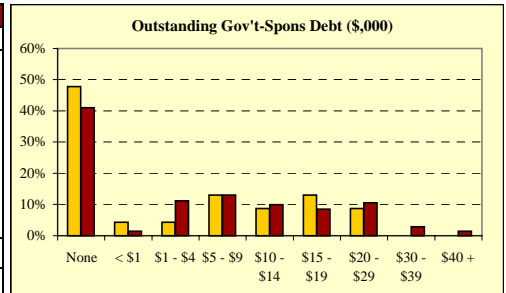
31. Financial Debt Amount:*	23.0101	SFU
< \$1,000	- 0%	- 0%
\$1,000 to \$4,999	3 12%	58 10%
\$5,000 to \$9,999	5 19%	120 21%
\$10,000 to \$14,999	6 23%	98 17%
\$15,000 to \$19,999	1 4%	70 12%
\$20,000 to \$29,999	6 23%	110 19%
\$30,000 to \$39,999	5 19%	77 13%
\$40,000 or More	- 0%	49 8%
Total	26 100%	582 100%
Median Financial Debt	\$13,000	\$15,000

*includes only cases where financial debt was incurred



32. Government-Sponsored Student Loan Debt Amount:*	23.0101	SFU
< \$1,000	- 0%	1 0%
\$1,000 to \$4,999	1 4%	54 11%
\$5,000 to \$9,999	5 22%	101 20%
\$10,000 to \$14,999	5 22%	87 17%
\$15,000 to \$19,999	2 9%	79 16%
\$20,000 to \$29,999	7 30%	103 20%
\$30,000 to \$39,999	3 13%	58 12%
\$40,000 or More	- 0%	20 4%
Total	23 100%	503 100%
Median Gov't-Sponsored Student Loan Debt	\$16,000	\$15,000

*includes only cases where government-sponsored debt was incurred

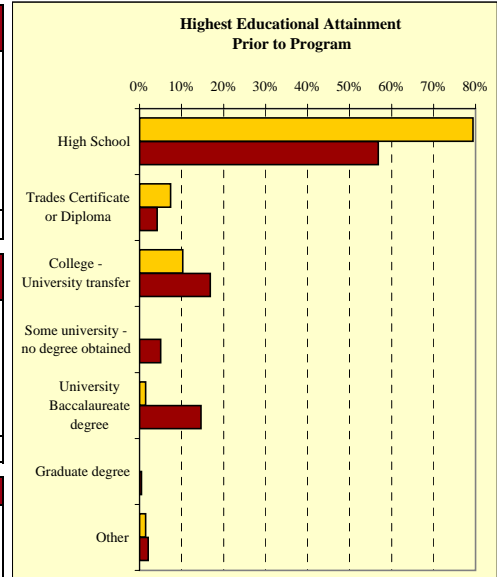


33. Outstanding Gov't-Sponsored Loan Debt Amount:*	23.0101	SFU
None - Loan repaid in full	11 48%	198 41%
< \$1,000	1 4%	7 1%
\$1,000 to \$4,999	1 4%	54 11%
\$5,000 to \$9,999	3 13%	63 13%
\$10,000 to \$14,999	2 9%	48 10%
\$15,000 to \$19,999	3 13%	41 8%
\$20,000 to \$29,999	2 9%	51 11%
\$30,000 to \$39,999	- 0%	14 3%
\$40,000 or More	- 0%	7 1%
Total	23 100%	483 100%
Median Gov't-Sponsored Loan Debt Outstanding	\$600	\$3,500

*includes only cases where government-sponsored debt was incurred, and valid "amount remaining" was provided

SPECIAL SECTION ON CAREER TRANSITIONS

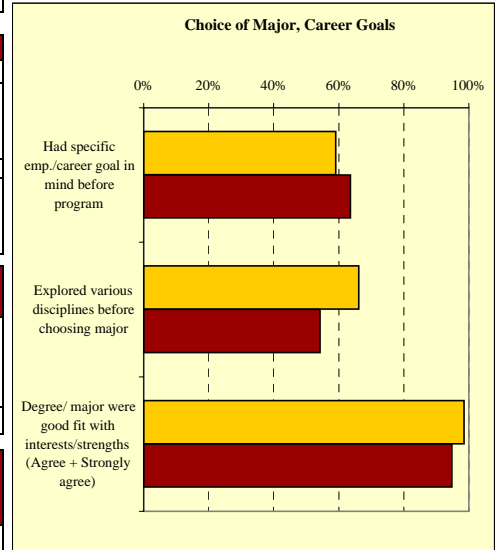
34. Prior to starting [program], what was your highest level of educational attainment?	23.0101		SFU	
High School	54	79%	841	57%
Trades Certificate or Diploma	5	7%	62	4%
College - University transfer	7	10%	249	17%
Some university - no degree obtained	-	0%	74	5%
University Baccalaureate degree	1	1%	217	15%
Graduate degree	-	0%	7	0%
Other	1	1%	30	2%
Total	68	100%	1,480	100%



35. Prior to starting [program], what best describes your employment background?	23.0101		SFU	
I was happily employed in a chosen career	8	12%	218	15%
I held one or more unsatisfying jobs	29	43%	457	31%
I was never employed on a steady basis	11	16%	361	24%
I held one or more satisfying jobs (but not a career)	9	13%	235	16%
I was a student	10	15%	193	13%
Other	1	1%	12	1%
Total	68	100%	1,476	100%

36. Deciding on career, university major:	23.0101		SFU	
When I started [program], I had a specific career/employment goal in mind	39	59%*	915	64%*
I explored a variety of disciplines at university before deciding/confirming choice of major	45	66%*	777	54%*

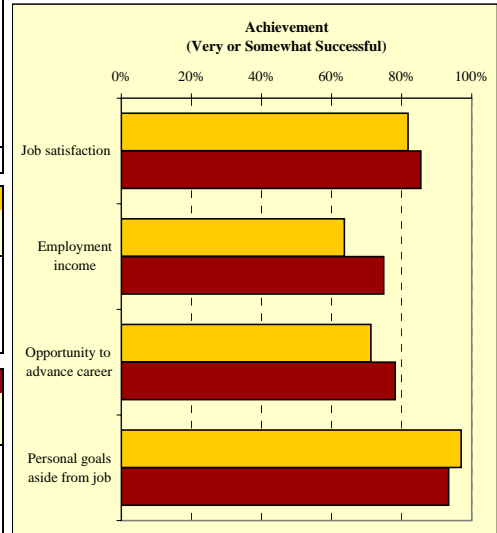
*percentages are of respondents who answered "yes" or "no"



37. Change in career/employment expectations:	23.0101		SFU	
During Program:				
Changed significantly	13	19%	330	22%
Changed somewhat	27	40%	556	38%
Did not change at all	27	40%	588	40%
Since Graduation:				
Changed significantly	25	37%	391	26%
Changed somewhat	17	25%	567	38%
Did not change at all	26	38%	519	35%

38. Were your degree and major a good fit with your own interests and strengths?	23.0101		SFU	
Strongly agree	46	68%	731	50%
Agree	21	31%	668	45%
Disagree	1	1%	65	4%
Strongly disagree	-	0%	12	1%
Total	68	100%	1,476	100%

39. While completing [program], which of the following significantly influenced or shaped your career and program choices?	23.0101		SFU	
Work experience during studies	21	14%	640	19%
Work experience prior to studies	14	10%	424	13%
Personal experiences	51	35%	1,006	30%
Professors	29	20%	571	17%
Other counselling or advice	6	4%	219	7%
Study abroad	3	2%	86	3%
Travel (not for study)	15	10%	274	8%
Other	6	4%	124	4%
Total	145	100%	3,344	100%



40. How successful have you been in achieving the following:	23.0101				
	Very successful	Somewhat successful	Not very successful	Not at all successful	# Resp.
Job satisfaction	47%	35%	12%	6%	66
Employment income	23%	41%	27%	9%	66
Opportunity to advance career	35%	36%	20%	9%	66
Personal goals aside from job	55%	42%	3%	0%	66

41. How successful have you been in achieving the following:	SFU				
	Very successful	Somewhat successful	Not very successful	Not at all successful	# Resp.
Job satisfaction	45%	40%	10%	4%	1,449
Employment income	28%	47%	18%	7%	1,448
Opportunity to advance career	36%	42%	15%	6%	1,435
Personal goals aside from job	47%	46%	6%	1%	1,469