

# B.C. University Student Outcomes 2003 Survey of 1998 Baccalaureate Graduates

Detailed Summary of Survey Results

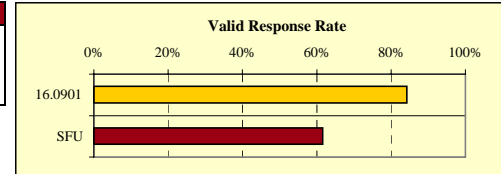
Simon Fraser University

6 Digit CIP: 16.0901: French Language & Literature

■ SFU  
■ 16.0901

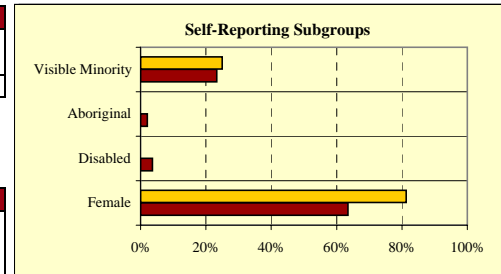
## RESPONSE RATE

1. Survey Response Rate:	16.0901	SFU	
1998 Baccalaureate Graduates Survey Cohort	20	2,655	
Net Frame	19	2,406	
Survey Respondents and Valid Response Rate	16	84%	1,482 62%



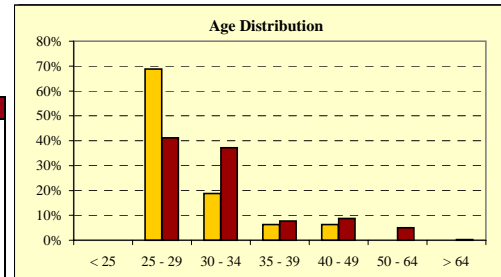
## DEMOGRAPHIC INFORMATION

2. Gender:	16.0901	SFU	
Male	3	19%	542 37%
Female	13	81%	940 63%
Total	16	100%	1,482 100%

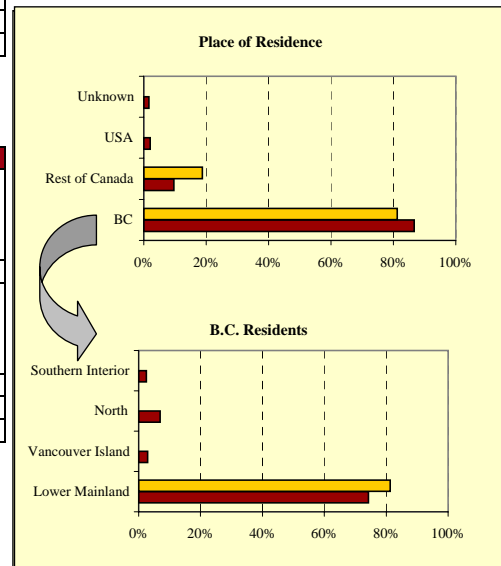


3. Self-Reporting Subgroups:	16.0901	SFU	
Disabled	-	0%	54 4%
Aboriginal	-	0%	30 2%
Visible Minority	4	25%	346 23%

4. Age (at time of survey):	16.0901	SFU	
< 25	-	0%	- 0%
25 to 29	11	69%	610 41%
30 to 34	3	19%	550 37%
35 to 39	1	6%	115 8%
40 to 49	1	6%	130 9%
50 to 64	-	0%	74 5%
> 64	-	0%	3 0%
Unknown	-	0%	- 0%
Total	16	100%	1,482 100%
Mean Age:	30.4	32.8	

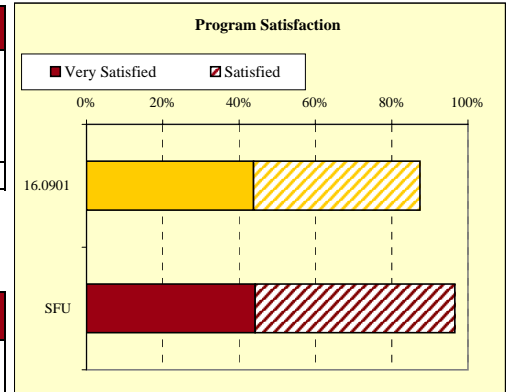


5. Place of Residence (at time of survey):	16.0901	SFU	
BC - Lower Mainland	13	81%	1,101 74%
BC - Vancouver Island	-	0%	43 3%
BC - North	-	0%	103 7%
BC - Southern Interior	-	0%	37 2%
BC Subtotal	13	81%	1,284 87%
Canada - Alberta	-	0%	57 4%
Canada - Ontario	2	13%	56 4%
Canada - Other	1	6%	30 2%
U.S.A.	-	0%	31 2%
Non-BC Subtotal	3	19%	174 12%
Unknown	-	0%	24 2%
Total	16	100%	1,482 100%

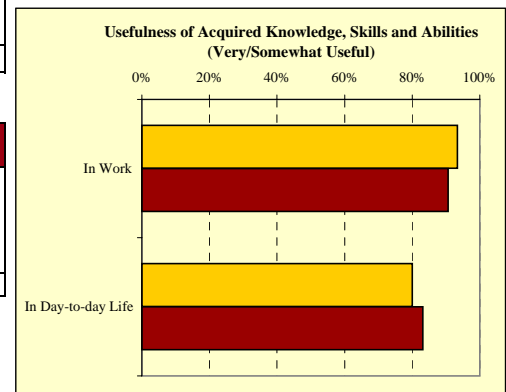


EDUCATION EVALUATION

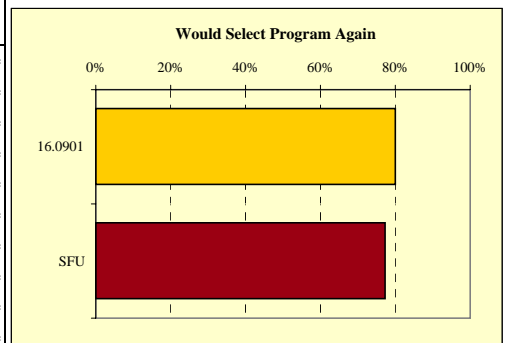
8. Program Satisfaction:	16.0901	SFU		
Very Satisfied	7	44%	653	44%
Satisfied	7	44%	776	53%
Dissatisfied	2	13%	42	3%
Very Dissatisfied	-	0%	7	0%
Total	16	100%	1,478	100%



6. Usefulness of Knowledge, Skills, and Abilities Acquired at University in Work:	16.0901	SFU		
Very Useful	7	47%	582	45%
Somewhat Useful	7	47%	595	46%
Not Very Useful	1	7%	92	7%
Not at All Useful	-	0%	30	2%
Total	15	100%	1,299	100%



7. Usefulness of Knowledge, Skills, and Abilities Acquired at University in Day-to-day Life:	16.0901	SFU		
Very Useful	4	27%	348	27%
Somewhat Useful	8	53%	730	56%
Not Very Useful	3	20%	200	15%
Not at All Useful	-	0%	18	1%
Total	15	100%	1,296	100%



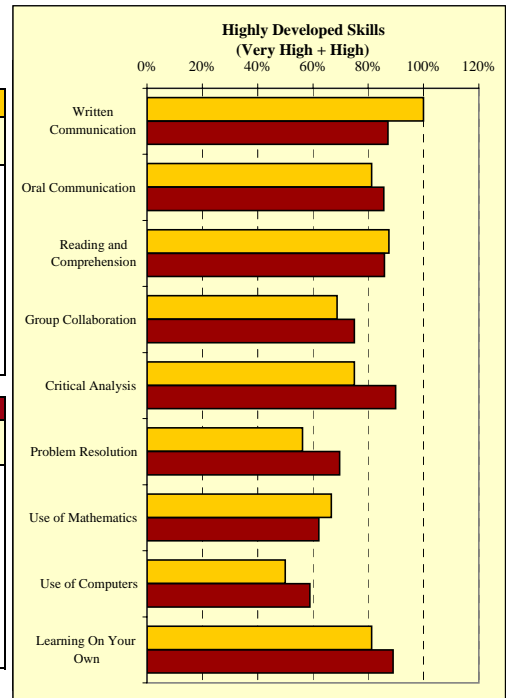
9. Would you select the same program again?	16.0901	SFU		
Yes	12	80%	1,110	77%
No, because . . . (multiple response question)	3		326	
. . . interests have changed	-	0%*	94	23%*
. . . courses were not practical	2	50%*	90	22%*
. . . little or no career opportunities	2	50%*	106	26%*
. . . not enough course variety	-	0%*	7	2%*
. . . skills acquired were not very useful	-	0%*	9	2%*
. . . courses were poorly taught	-	0%*	5	1%*
. . . program was too general	-	0%*	49	12%*
. . . did not agree with grading system	-	0%*	1	0%*
. . . did not like institution	-	0%*	2	0%*
. . . other	-	0%*	52	13%*

\* Percent of total responses, among those who would not take program again

**SKILL DEVELOPMENT**

**14a.**

To what degree did university help you develop the following skills?	16.0901				# Resp.
	Very High	High	Low	Very Low	
Written Communication	31%	69%	0%	0%	16
Oral Communication	31%	50%	19%	0%	16
Reading and Comprehension	38%	50%	6%	6%	16
Group Collaboration	38%	31%	25%	6%	16
Critical Analysis	38%	38%	19%	6%	16
Problem Resolution	19%	38%	31%	13%	16
Use of Mathematics Appropriate to Field	50%	17%	0%	33%	6
Use of Computers Appropriate to Field	17%	33%	17%	33%	12
Learning On Your Own	50%	31%	19%	0%	16



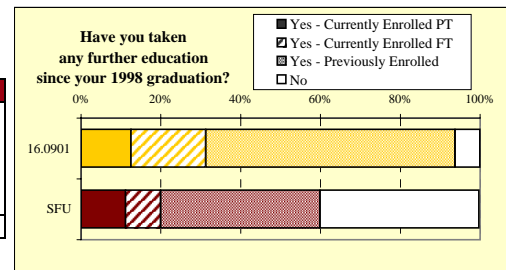
**14b.**

To what degree did university help you develop the following skills?	SFU				# Resp.
	Very High	High	Low	Very Low	
Written Communication	40%	47%	11%	2%	1,452
Oral Communication	32%	54%	12%	2%	1,463
Reading and Comprehension	42%	44%	12%	2%	1,449
Group Collaboration	29%	46%	21%	4%	1,453
Critical Analysis	50%	40%	8%	2%	1,472
Problem Resolution	20%	50%	26%	4%	1,438
Use of Mathematics Appropriate to Field	26%	36%	23%	14%	1,083
Use of Computers Appropriate to Field	23%	36%	29%	13%	1,250
Learning On Your Own	45%	44%	9%	2%	1,455

**FURTHER EDUCATION**

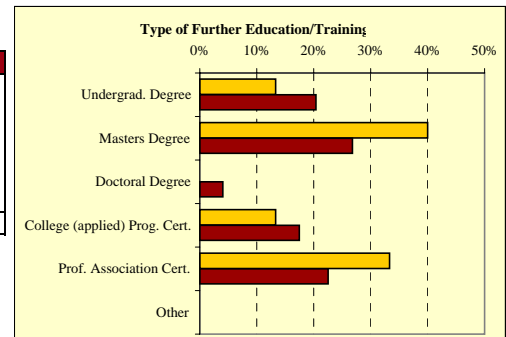
**15.**

Took further formal education since 1998 graduation	16.0901	SFU
Yes:	15	892
Not currently enrolled	10	592
Currently enrolled full-time	3	131
Currently enrolled part-time	2	165
No	1	590
Total	16	1,482



**16.**

Type of Formal Post-Secondary Education	16.0901	SFU
Undergraduate Degree	2	182
Masters Degree	6	239
Doctoral Degree	-	36
College (applied) Program Certification	2	156
Professional Association Certification	5	201
Other	-	-
Total Respondents	15	892

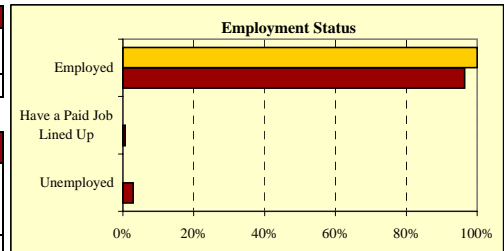


**Detailed Summary of Survey Results**  
**Simon Fraser University**  
**6 Digit CIP: 16.0901: French Language & Literature**

■ SFU  
■ 16.0901

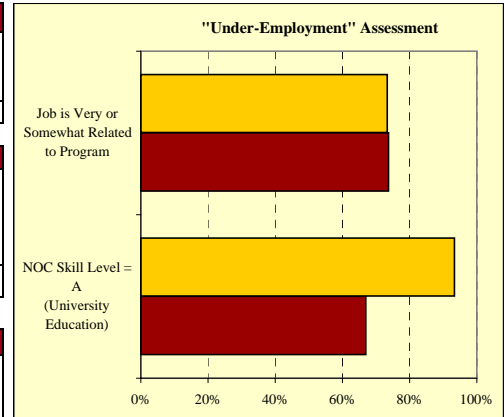
**EMPLOYMENT**

17. Labour Force Status:	16.0901	SFU
In Labour Force (working or seeking work)	15 94%	1,348 91%
Not in Labour Force	1 6%	132 9%
Grand Total	16 100%	1,480 100%



18. Employment Status of those IN Labour Force:	16.0901	SFU
Employed	15 100%	1,301 97%
Have a Paid Job Lined Up	- 0%	8 1%
Unemployed	- 0%	39 3%
Total Labour Force	15 100%	1,348 100%

19. Status of Graduates NOT in Labour Force:	16.0901	SFU
Attending School FT	- 0%	42 32%
Attending School PT	- 0%	4 3%
Other	1 100%	86 65%
Total NOT in Labour Force	1 100%	132 100%

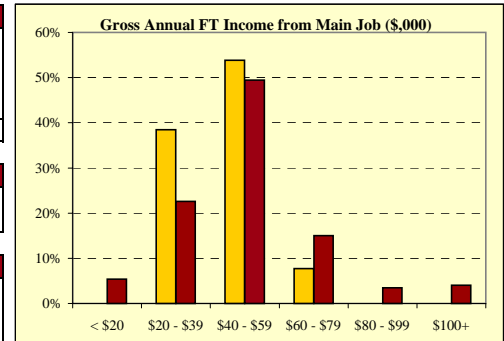


20. Employment Type:	16.0901	SFU
Paid worker	15 100%	1,158 89%
Self-employed	- 0%	83 6%
Both a paid worker and self-employed	- 0%	60 5%
Total Employed	15 100%	1,301 100%

21. Job Characteristics:	16.0901	SFU
I hold more than one job	2 13%*	184 14%*
My main job is full-time (>= 30 hours per week)	13 87%**	1,108 87%**

\* of total employed      \*\* of those who provided data on hours/week worked

22. How related is your main job to your program?	16.0901	SFU
Very Related	8 53%	539 41%
Somewhat Related	3 20%	420 32%
Not Very Related	3 20%	177 14%
Not At All Related	1 7%	165 13%
Total	15 100%	1,301 100%



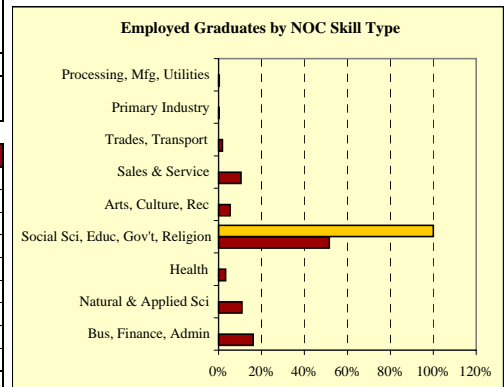
23. "Under-employment" Assessment:	16.0901	SFU
Job is very or somewhat related to program	11 73%	959 74%
NOC Skill Level = A (University Education)	14 93%	865 67%

\* of total valid responses

24. Gross Annual Income from Main Job:*	16.0901	SFU
Less than \$20,000	- 0%	63 5%
\$20,000 to \$39,999	5 38%	263 23%
\$40,000 to \$59,999	7 54%	575 49%
\$60,000 to \$79,999	1 8%	175 15%
\$80,000 to \$99,999	- 0%	40 3%
\$100,000 and Above	- 0%	47 4%
Total	13 100%	1,163 100%
Median Annual Income (full-time)	\$46,000	\$48,000
Average Annual Income (full-time)	\$45,455	\$52,970

\* where data provided

25. NOC Skill Type of Main Job:	16.0901	SFU
Business, Finance and Administration	- 0%	207 16%
Natural and Applied Sciences and Related	- 0%	140 11%
Health	- 0%	43 3%
Social Sciences, Educ., Gov't Services, Religion	15 100%	664 52%
Arts, Culture, Recreation and Sport	- 0%	69 5%
Sales and Service	- 0%	134 10%
Trades, Transport and Equip. Operators and Related	- 0%	23 2%
Unique to the Primary Industry	- 0%	2 0%
Unique to Processing, Manufacturing and Utilities	- 0%	4 0%
Total	15 100%	1,286 100%

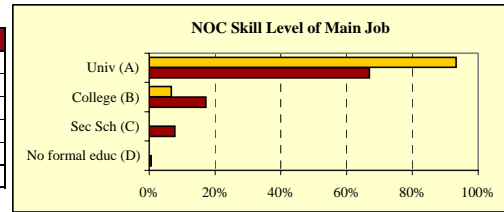


**Detailed Summary of Survey Results**  
**Simon Fraser University**  
**6 Digit CIP: 16.0901: French Language & Literature**

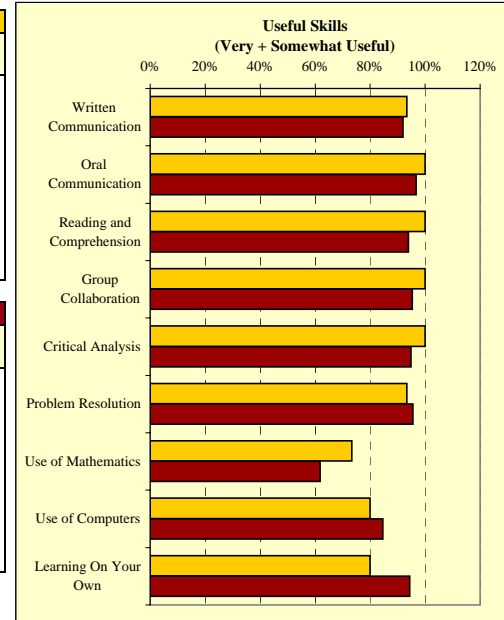
■ SFU  
■ 16.0901

**EMPLOYMENT, continued**

<b>26. NOC Skill Level of Main Job:</b>	<b>16.0901</b>		<b>SFU</b>	
A. University education	14	93%	865	67%
B. College education/trade apprenticeship	1	7%	222	17%
C. Secondary school + job-specific training	-	0%	101	8%
D. No formal education	-	0%	8	1%
No skill level assigned (management)	-	0%	96	7%
<b>Total</b>	<b>15</b>	<b>100%</b>	<b>1,292</b>	<b>100%</b>



<b>27a. How useful are the following skills and abilities in doing your main job?</b>	<b>16.0901</b>				<b>#</b>
	Very Useful	Somewhat Useful	Not Very Useful	Not at all Useful	Resp.
Written Communication	93%	0%	7%	0%	15
Oral Communication	100%	0%	0%	0%	15
Reading and Comprehension	87%	13%	0%	0%	15
Group Collaboration	73%	27%	0%	0%	15
Critical Analysis	87%	13%	0%	0%	15
Problem Resolution	73%	20%	7%	0%	15
Use of Mathematics Appropriate to Field	20%	53%	7%	20%	15
Use of Computers Appropriate to Field	27%	53%	7%	13%	15
Learning On Your Own	67%	13%	20%	0%	15



<b>27b. How useful are the following skills and abilities in doing your main job?</b>	<b>SFU</b>				<b>#</b>
	Very Useful	Somewhat Useful	Not Very Useful	Not at all Useful	Resp.
Written Communication	70%	22%	5%	3%	1,299
Oral Communication	80%	17%	3%	1%	1,299
Reading and Comprehension	70%	24%	4%	1%	1,298
Group Collaboration	77%	18%	4%	1%	1,298
Critical Analysis	72%	23%	4%	1%	1,300
Problem Resolution	77%	19%	4%	1%	1,300
Use of Mathematics Appropriate to Field	29%	33%	21%	17%	1,279
Use of Computers Appropriate to Field	50%	35%	10%	5%	1,291
Learning On Your Own	65%	29%	4%	1%	1,299

<b>28a. Top 10 Full-time Occupations of 16.0901 Graduates:</b>	<b>16.0901</b>		
NOC	NOC Skill Level Description	% Employed FT in this Occ.**	Median FT Salary
4141	A Secondary School Teachers	40%	\$46,000
4142	A Elem & Kindergarten Teacher	33%	\$40,000
*			
*			
*			
*			
*			
*			
*			

\*data not displayed where n < 2      \*\*percentages cited are of those for whom occupational data was provided, full-time and part-time

<b>28b. Top 10 Full-time Occupations of Graduates from Simon Fraser University:</b>	<b>SFU</b>		
NOC	NOC Skill Level Description	% Employed FT in this Occ.**	Median FT Salary
4142	A Elem & Kindergarten Teacher	18%	\$46,000
4141	A Secondary School Teachers	11%	\$45,000
1111	A Financial Auditors & Accnts	3%	\$48,000
2173	A Software Engineers	2%	\$69,000
4112	A Lawyers & Quebec Notaries	2%	\$70,000
6261	B Police Officers (Excl Commissioned)	2%	\$61,000
5124	A Oecs in Public Relations & Comm	2%	\$51,000
2174	A Computer Programmers/Interactive Media Developers	1%	\$60,000
0611	N/A Sales, Marketing & Advrt Managers	1%	\$87,500
1114	A Other Financial Officers	1%	\$50,000

\*data not displayed where n < 2      \*\*percentages cited are of those for whom occupational data was provided, full-time and part-time

Detailed Summary of Survey Results

Simon Fraser University

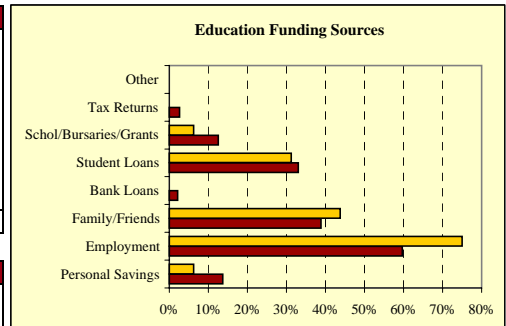
6 Digit CIP: 16.0901: French Language & Literature

SFU  
16.0901

EDUCATION FINANCING

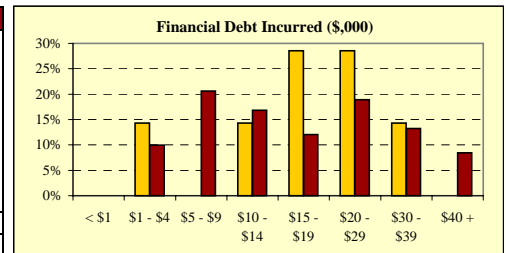
29. Education Funding Sources (2 sources per respondent):	16.0901	SFU
Personal Savings	1 6%*	203 14%*
Employment	12 75%*	884 60%*
Family/Friends	7 44%*	576 39%*
Bank Loans	- 0%*	31 2%*
Student Loans	5 31%*	490 33%*
Scholarships/Bursaries/Grants	1 6%*	186 13%*
Tax Returns	- 0%*	39 3%*
Other	- 0%*	- 0%*
<b>Total Respondents</b>	<b>16</b>	<b>1,482</b>

\* Percentage of respondents who identified this source



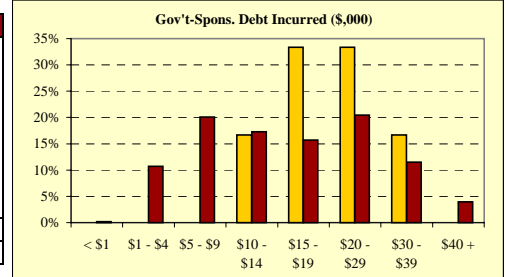
30. Financial Debt Incurred to Finance Univ. Education:	16.0901	SFU
Incurred any form of financial debt	7 44%*	582 39%
Incurred government-sponsored student loan debt	6 38%*	503 34%

\* Percentage of respondents who provided data



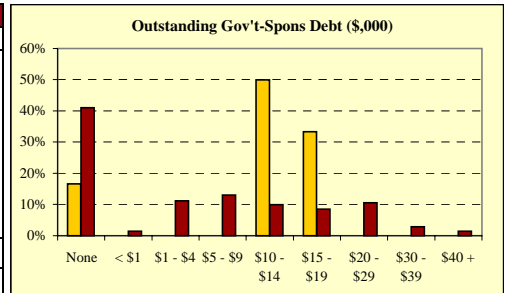
31. Financial Debt Amount:*	16.0901	SFU
< \$1,000	- 0%	- 0%
\$1,000 to \$4,999	1 14%	58 10%
\$5,000 to \$9,999	- 0%	120 21%
\$10,000 to \$14,999	1 14%	98 17%
\$15,000 to \$19,999	2 29%	70 12%
\$20,000 to \$29,999	2 29%	110 19%
\$30,000 to \$39,999	1 14%	77 13%
\$40,000 or More	- 0%	49 8%
<b>Total</b>	<b>7</b> 100%	<b>582</b> 100%
<b>Median Financial Debt</b>	<b>\$16,000</b>	<b>\$15,000</b>

\*includes only cases where financial debt was incurred



32. Government-Sponsored Student Loan Debt Amount:*	16.0901	SFU
< \$1,000	- 0%	1 0%
\$1,000 to \$4,999	- 0%	54 11%
\$5,000 to \$9,999	- 0%	101 20%
\$10,000 to \$14,999	1 17%	87 17%
\$15,000 to \$19,999	2 33%	79 16%
\$20,000 to \$29,999	2 33%	103 20%
\$30,000 to \$39,999	1 17%	58 12%
\$40,000 or More	- 0%	20 4%
<b>Total</b>	<b>6</b> 100%	<b>503</b> 100%
<b>Median Gov't-Sponsored Student Loan Debt</b>	<b>\$19,500</b>	<b>\$15,000</b>

\*includes only cases where government-sponsored debt was incurred

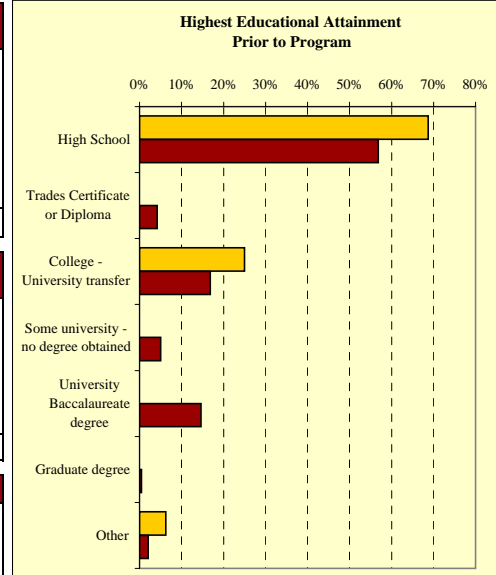


33. Outstanding Gov't-Sponsored Loan Debt Amount:*	16.0901	SFU
None - Loan repaid in full	1 17%	198 41%
< \$1,000	- 0%	7 1%
\$1,000 to \$4,999	- 0%	54 11%
\$5,000 to \$9,999	- 0%	63 13%
\$10,000 to \$14,999	3 50%	48 10%
\$15,000 to \$19,999	2 33%	41 8%
\$20,000 to \$29,999	- 0%	51 11%
\$30,000 to \$39,999	- 0%	14 3%
\$40,000 or More	- 0%	7 1%
<b>Total</b>	<b>6</b> 100%	<b>483</b> 100%
<b>Median Gov't-Sponsored Loan Debt Outstanding</b>	<b>\$11,000</b>	<b>\$3,500</b>

\*includes only cases where government-sponsored debt was incurred, and valid "amount remaining" was provided

**SPECIAL SECTION ON CAREER TRANSITIONS**

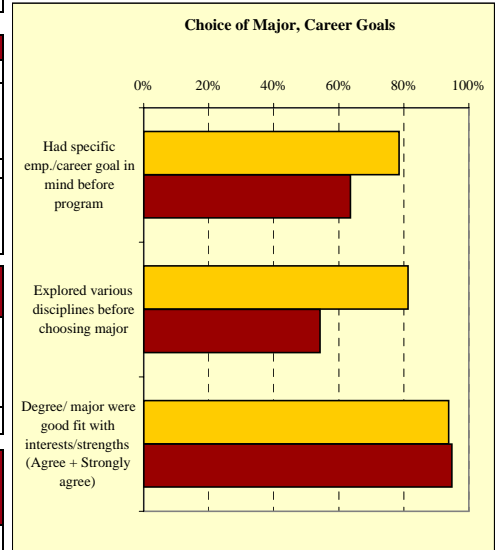
34. Prior to starting [program], what was your highest level of educational attainment?	16.0901		SFU	
High School	11	69%	841	57%
Trades Certificate or Diploma	-	0%	62	4%
College - University transfer	4	25%	249	17%
Some university - no degree obtained	-	0%	74	5%
University Baccalaureate degree	-	0%	217	15%
Graduate degree	-	0%	7	0%
Other	1	6%	30	2%
<b>Total</b>	<b>16</b>	<b>100%</b>	<b>1,480</b>	<b>100%</b>



35. Prior to starting [program], what best describes your employment background?	16.0901		SFU	
I was happily employed in a chosen career	1	6%	218	15%
I held one or more unsatisfying jobs	6	38%	457	31%
I was never employed on a steady basis	1	6%	361	24%
I held one or more satisfying jobs (but not a career)	4	25%	235	16%
I was a student	4	25%	193	13%
Other	-	0%	12	1%
<b>Total</b>	<b>16</b>	<b>100%</b>	<b>1,476</b>	<b>100%</b>

36. Deciding on career, university major:	16.0901		SFU	
When I started [program], I had a specific career/employment goal in mind	11	79%*	915	64%*
I explored a variety of disciplines at university before deciding/confirming choice of major	13	81%*	777	54%*

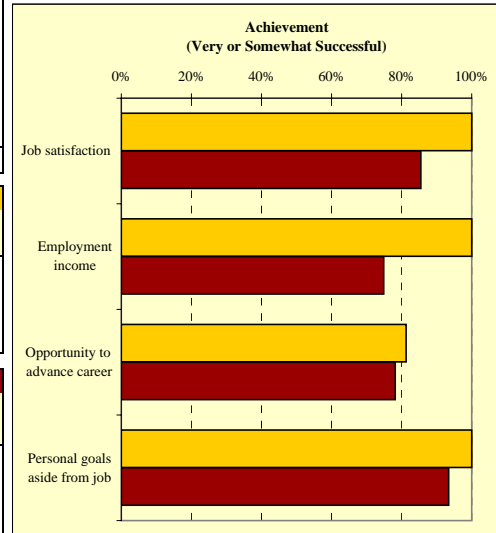
\*percentages are of respondents who answered "yes" or "no"



37. Change in career/employment expectations:	16.0901		SFU	
<b>During Program:</b>				
Changed significantly	3	19%	330	22%
Changed somewhat	6	38%	556	38%
Did not change at all	7	44%	588	40%
<b>Since Graduation:</b>				
Changed significantly	2	13%	391	26%
Changed somewhat	5	31%	567	38%
Did not change at all	9	56%	519	35%

38. Were your degree and major a good fit with your own interests and strengths?	16.0901		SFU	
Strongly agree	12	75%	731	50%
Agree	3	19%	668	45%
Disagree	1	6%	65	4%
Strongly disagree	-	0%	12	1%
<b>Total</b>	<b>16</b>	<b>100%</b>	<b>1,476</b>	<b>100%</b>

39. While completing [program], which of the following significantly influenced or shaped your career and program choices?	16.0901		SFU	
Work experience during studies	8	19%	640	19%
Work experience prior to studies	5	12%	424	13%
Personal experiences	14	33%	1,006	30%
Professors	6	14%	571	17%
Other counselling or advice	1	2%	219	7%
Study abroad	4	9%	86	3%
Travel (not for study)	5	12%	274	8%
Other	-	0%	124	4%
<b>Total</b>	<b>43</b>	<b>100%</b>	<b>3,344</b>	<b>100%</b>



40. How successful have you been in achieving the following:	16.0901				
	Very successful	Somewhat successful	Not very successful	Not at all successful	# Resp.
Job satisfaction	75%	25%	0%	0%	16
Employment income	13%	88%	0%	0%	16
Opportunity to advance career	38%	44%	19%	0%	16
Personal goals aside from job	60%	40%	0%	0%	15

41. How successful have you been in achieving the following:	SFU				
	Very successful	Somewhat successful	Not very successful	Not at all successful	# Resp.
Job satisfaction	45%	40%	10%	4%	1,449
Employment income	28%	47%	18%	7%	1,448
Opportunity to advance career	36%	42%	15%	6%	1,435
Personal goals aside from job	47%	46%	6%	1%	1,469