

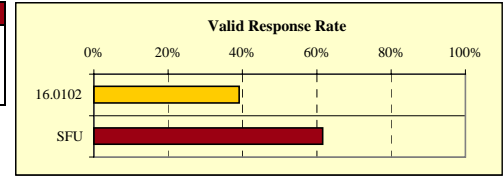
# B.C. University Student Outcomes 2003 Survey of 1998 Baccalaureate Graduates

Detailed Summary of Survey Results  
Simon Fraser University  
6 Digit CIP: 16.0102: Linguistics

■ SFU  
■ 16.0102

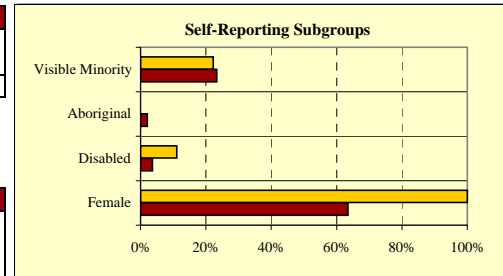
## RESPONSE RATE

1. Survey Response Rate:	16.0102	SFU	
1998 Baccalaureate Graduates Survey Cohort	28	2,655	
Net Frame	23	2,406	
Survey Respondents and Valid Response Rate	9	39%	1,482 62%



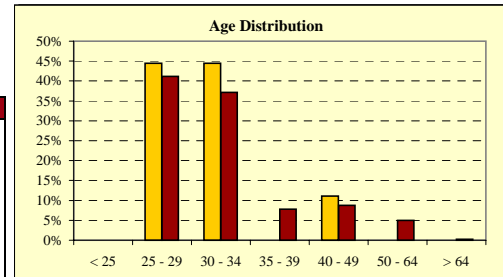
## DEMOGRAPHIC INFORMATION

2. Gender:	16.0102	SFU	
Male	-	0%	542 37%
Female	9	100%	940 63%
Total	9	100%	1,482 100%

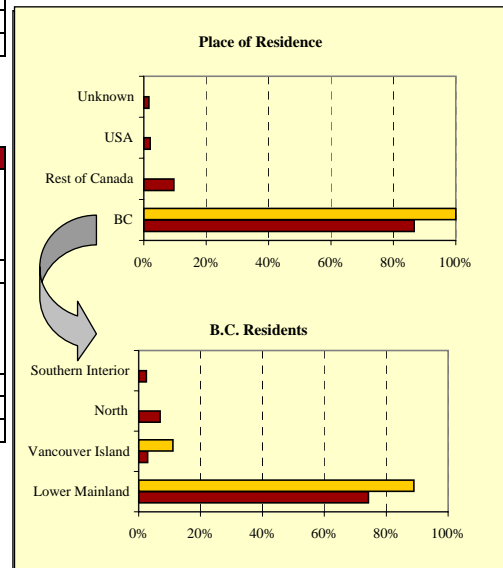


3. Self-Reporting Subgroups:	16.0102	SFU	
Disabled	1	11%	54 4%
Aboriginal	-	0%	30 2%
Visible Minority	2	22%	346 23%

4. Age (at time of survey):	16.0102	SFU	
< 25	-	0%	- 0%
25 to 29	4	44%	610 41%
30 to 34	4	44%	550 37%
35 to 39	-	0%	115 8%
40 to 49	1	11%	130 9%
50 to 64	-	0%	74 5%
> 64	-	0%	3 0%
Unknown	-	0%	- 0%
Total	9	100%	1,482 100%
Mean Age:	31.7	32.8	

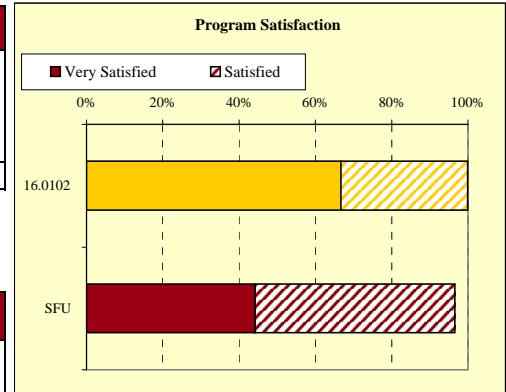


5. Place of Residence (at time of survey):	16.0102	SFU	
BC - Lower Mainland	8	89%	1,101 74%
BC - Vancouver Island	1	11%	43 3%
BC - North	-	0%	103 7%
BC - Southern Interior	-	0%	37 2%
BC Subtotal	9	100%	1,284 87%
Canada - Alberta	-	0%	57 4%
Canada - Ontario	-	0%	56 4%
Canada - Other	-	0%	30 2%
U.S.A.	-	0%	31 2%
Non-BC Subtotal	-	0%	174 12%
Unknown	-	0%	24 2%
Total	9	100%	1,482 100%

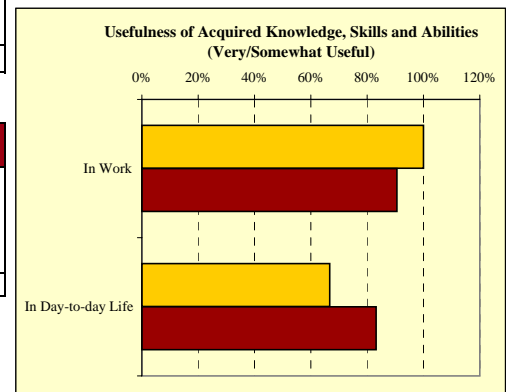


EDUCATION EVALUATION

8. Program Satisfaction:	16.0102		SFU	
Very Satisfied	6	67%	653	44%
Satisfied	3	33%	776	53%
Dissatisfied	-	0%	42	3%
Very Dissatisfied	-	0%	7	0%
Total	9	100%	1,478	100%

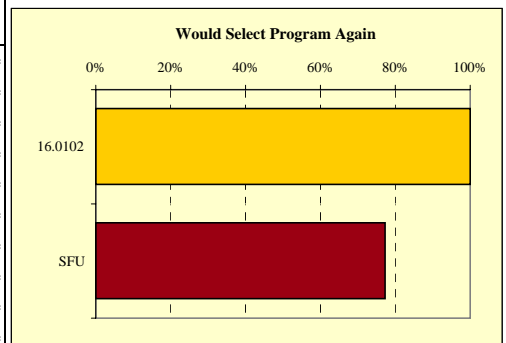


6. Usefulness of Knowledge, Skills, and Abilities Acquired at University in Work:	16.0102		SFU	
Very Useful	3	50%	582	45%
Somewhat Useful	3	50%	595	46%
Not Very Useful	-	0%	92	7%
Not at All Useful	-	0%	30	2%
Total	6	100%	1,299	100%



7. Usefulness of Knowledge, Skills, and Abilities Acquired at University in Day-to-day Life:	16.0102		SFU	
Very Useful	1	17%	348	27%
Somewhat Useful	3	50%	730	56%
Not Very Useful	2	33%	200	15%
Not at All Useful	-	0%	18	1%
Total	6	100%	1,296	100%

9. Would you select the same program again?	16.0102		SFU	
Yes	9	100%	1,110	77%
No, because . . . (multiple response question)	-		326	
. . . interests have changed	N/A	N/A	94	23%*
. . . courses were not practical	N/A	N/A	90	22%*
. . . little or no career opportunities	N/A	N/A	106	26%*
. . . not enough course variety	N/A	N/A	7	2%*
. . . skills acquired were not very useful	N/A	N/A	9	2%*
. . . courses were poorly taught	N/A	N/A	5	1%*
. . . program was too general	N/A	N/A	49	12%*
. . . did not agree with grading system	N/A	N/A	1	0%*
. . . did not like institution	N/A	N/A	2	0%*
. . . other	N/A	N/A	52	13%*

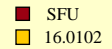


\* Percent of total responses, among those who would not take program again

Detailed Summary of Survey Results

Simon Fraser University

6 Digit CIP: 16.0102: Linguistics



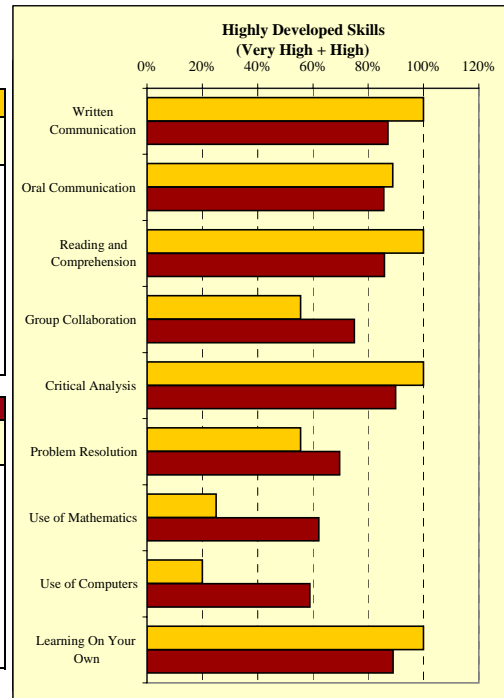
SKILL DEVELOPMENT

14a.

To what degree did university help you develop the following skills?	16.0102				# Resp.
	Very High	High	Low	Very Low	
Written Communication	44%	56%	0%	0%	9
Oral Communication	22%	67%	11%	0%	9
Reading and Comprehension	67%	33%	0%	0%	9
Group Collaboration	33%	22%	44%	0%	9
Critical Analysis	67%	33%	0%	0%	9
Problem Resolution	11%	44%	44%	0%	9
Use of Mathematics Appropriate to Field	0%	25%	50%	25%	4
Use of Computers Appropriate to Field	0%	20%	20%	60%	5
Learning On Your Own	56%	44%	0%	0%	9

14b.

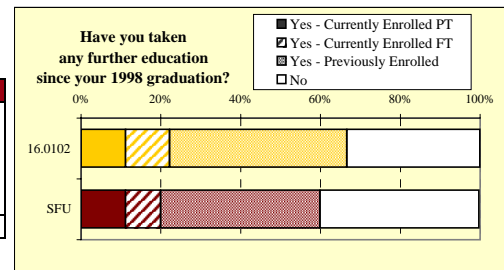
To what degree did university help you develop the following skills?	SFU				# Resp.
	Very High	High	Low	Very Low	
Written Communication	40%	47%	11%	2%	1,452
Oral Communication	32%	54%	12%	2%	1,463
Reading and Comprehension	42%	44%	12%	2%	1,449
Group Collaboration	29%	46%	21%	4%	1,453
Critical Analysis	50%	40%	8%	2%	1,472
Problem Resolution	20%	50%	26%	4%	1,438
Use of Mathematics Appropriate to Field	26%	36%	23%	14%	1,083
Use of Computers Appropriate to Field	23%	36%	29%	13%	1,250
Learning On Your Own	45%	44%	9%	2%	1,455



FURTHER EDUCATION

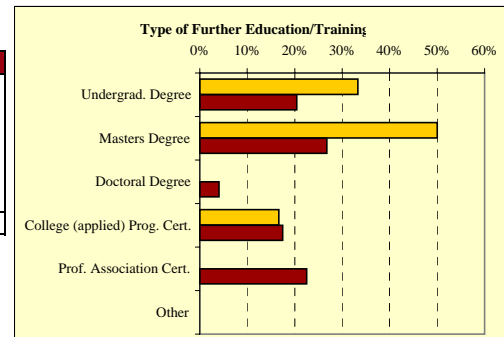
15.

Took further formal education since 1998 graduation	16.0102	SFU
Yes:	6	892
Not currently enrolled	4	592
Currently enrolled full-time	1	131
Currently enrolled part-time	1	165
No	3	590
Total	9	1,482



16.

Type of Formal Post-Secondary Education	16.0102	SFU
Undergraduate Degree	2	182
Masters Degree	3	239
Doctoral Degree	-	36
College (applied) Program Certification	1	156
Professional Association Certification	-	201
Other	-	-
Total Respondents	6	892

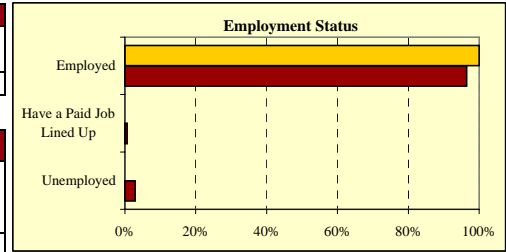


**Detailed Summary of Survey Results**  
**Simon Fraser University**  
**6 Digit CIP: 16.0102: Linguistics**

■ SFU  
■ 16.0102

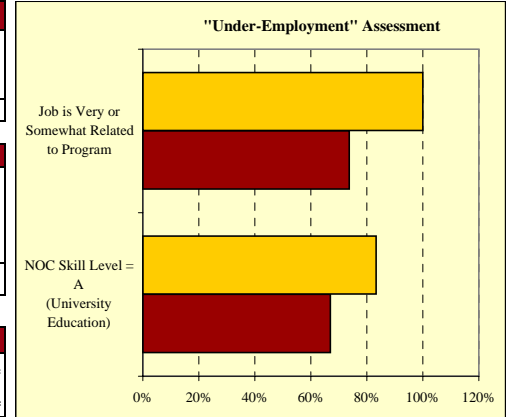
**EMPLOYMENT**

17. Labour Force Status:	16.0102	SFU
In Labour Force (working or seeking work)	6 67%	1,348 91%
Not in Labour Force	3 33%	132 9%
Grand Total	9 100%	1,480 100%



18. Employment Status of those IN Labour Force:	16.0102	SFU
Employed	6 100%	1,301 97%
Have a Paid Job Lined Up	- 0%	8 1%
Unemployed	- 0%	39 3%
Total Labour Force	6 100%	1,348 100%

19. Status of Graduates NOT in Labour Force:	16.0102	SFU
Attending School FT	1 33%	42 32%
Attending School PT	- 0%	4 3%
Other	2 67%	86 65%
Total NOT in Labour Force	3 100%	132 100%

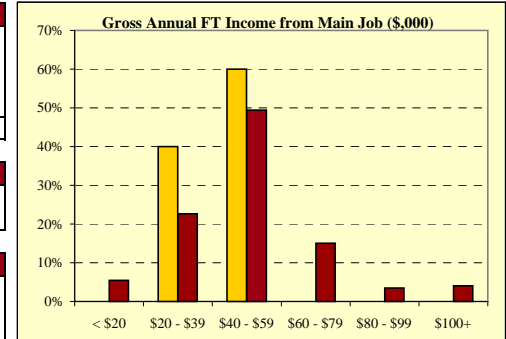


20. Employment Type:	16.0102	SFU
Paid worker	5 83%	1,158 89%
Self-employed	- 0%	83 6%
Both a paid worker and self-employed	1 17%	60 5%
Total Employed	6 100%	1,301 100%

21. Job Characteristics:	16.0102	SFU
I hold more than one job	2 33%*	184 14%*
My main job is full-time (>= 30 hours per week)	2 40%**	1,108 87%**

\* of total employed      \*\* of those who provided data on hours/week worked

22. How related is your main job to your program?	16.0102	SFU
Very Related	5 83%	539 41%
Somewhat Related	1 17%	420 32%
Not Very Related	- 0%	177 14%
Not At All Related	- 0%	165 13%
Total	6 100%	1,301 100%



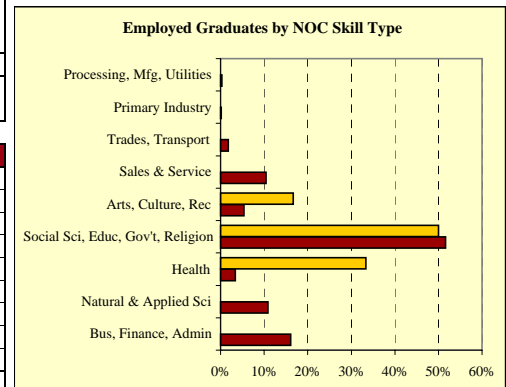
23. "Under-employment" Assessment:	16.0102	SFU
Job is very or somewhat related to program	6 100%	959 74%
NOC Skill Level = A (University Education)	5 83%	865 67%

\* of total valid responses

24. Gross Annual Income from Main Job:*	16.0102	SFU
Less than \$20,000	- 0%	63 5%
\$20,000 to \$39,999	2 40%	263 23%
\$40,000 to \$59,999	3 60%	575 49%
\$60,000 to \$79,999	- 0%	175 15%
\$80,000 to \$99,999	- 0%	40 3%
\$100,000 and Above	- 0%	47 4%
Total	5 100%	1,163 100%
Median Annual Income (full-time)	\$45,000	\$48,000
Average Annual Income (full-time)	\$45,000	\$52,970

\* where data provided

25. NOC Skill Type of Main Job:	16.0102	SFU
Business, Finance and Administration	- 0%	207 16%
Natural and Applied Sciences and Related	- 0%	140 11%
Health	2 33%	43 3%
Social Sciences, Educ., Gov't Services, Religion	3 50%	664 52%
Arts, Culture, Recreation and Sport	1 17%	69 5%
Sales and Service	- 0%	134 10%
Trades, Transport and Eqp. Operators and Related	- 0%	23 2%
Unique to the Primary Industry	- 0%	2 0%
Unique to Processing, Manufacturing and Utilities	- 0%	4 0%
Total	6 100%	1,286 100%

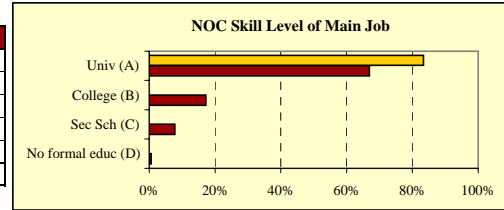


**Detailed Summary of Survey Results  
Simon Fraser University  
6 Digit CIP: 16.0102: Linguistics**

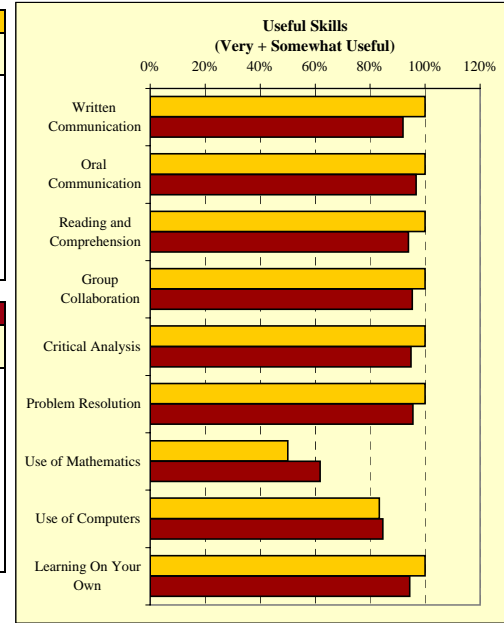
■ SFU  
■ 16.0102

**EMPLOYMENT, continued**

<b>NOC Skill Level of Main Job:</b>	<b>16.0102</b>		<b>SFU</b>	
A. University education	5	83%	865	67%
B. College education/trade apprenticeship	-	0%	222	17%
C. Secondary school + job-specific training	-	0%	101	8%
D. No formal education	-	0%	8	1%
No skill level assigned (management)	1	17%	96	7%
<b>Total</b>	<b>6</b>	<b>100%</b>	<b>1,292</b>	<b>100%</b>



<b>How useful are the following skills and abilities in doing your main job?</b>	<b>16.0102</b>				<b># Resp.</b>
	<b>Very Useful</b>	<b>Somewhat Useful</b>	<b>Not Very Useful</b>	<b>Not at all Useful</b>	
Written Communication	67%	33%	0%	0%	6
Oral Communication	83%	17%	0%	0%	6
Reading and Comprehension	67%	33%	0%	0%	6
Group Collaboration	100%	0%	0%	0%	6
Critical Analysis	83%	17%	0%	0%	6
Problem Resolution	100%	0%	0%	0%	6
Use of Mathematics Appropriate to Field	0%	50%	0%	50%	6
Use of Computers Appropriate to Field	33%	50%	17%	0%	6
Learning On Your Own	67%	33%	0%	0%	6



<b>How useful are the following skills and abilities in doing your main job?</b>	<b>SFU</b>				<b># Resp.</b>
	<b>Very Useful</b>	<b>Somewhat Useful</b>	<b>Not Very Useful</b>	<b>Not at all Useful</b>	
Written Communication	70%	22%	5%	3%	1,299
Oral Communication	80%	17%	3%	1%	1,299
Reading and Comprehension	70%	24%	4%	1%	1,298
Group Collaboration	77%	18%	4%	1%	1,298
Critical Analysis	72%	23%	4%	1%	1,300
Problem Resolution	77%	19%	4%	1%	1,300
Use of Mathematics Appropriate to Field	29%	33%	21%	17%	1,279
Use of Computers Appropriate to Field	50%	35%	10%	5%	1,291
Learning On Your Own	65%	29%	4%	1%	1,299

<b>Top 10 Full-time Occupations of 16.0102 Graduates:</b>			<b>16.0102</b>	
NOC	NOC Skill Level Description		% Employed FT in this Occ.**	Median FT Salary
*				
*				
*				
*				
*				
*				
*				
*				
*				
*				

\*data not displayed where n < 2

\*\*percentages cited are of those for whom occupational data was provided, full-time and part-time

<b>Top 10 Full-time Occupations of Graduates from Simon Fraser University:</b>			<b>SFU</b>	
NOC	NOC Skill Level Description		% Employed FT in this Occ.**	Median FT Salary
4142	A Elem & Kindergarten Teacher		18%	\$46,000
4141	A Secondary School Teachers		11%	\$45,000
1111	A Financial Auditors & Accnts		3%	\$48,000
2173	A Software Engineers		2%	\$69,000
4112	A Lawyers & Quebec Notaries		2%	\$70,000
6261	B Police Officers (Excl Commissioned)		2%	\$61,000
5124	A Oecs in Public Relations & Comm		2%	\$51,000
2174	A Computer Programmers/Interactive Media Developers		1%	\$60,000
0611	N/A Sales, Marketing & Advrt Managers		1%	\$87,500
1114	A Other Financial Officers		1%	\$50,000

\*data not displayed where n < 2

\*\*percentages cited are of those for whom occupational data was provided, full-time and part-time

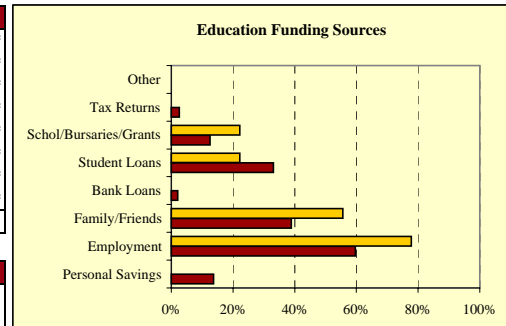
**Detailed Summary of Survey Results**  
**Simon Fraser University**  
**6 Digit CIP: 16.0102: Linguistics**

■ SFU  
■ 16.0102

**EDUCATION FINANCING**

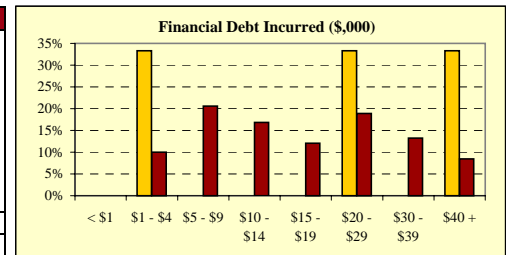
29. Education Funding Sources (2 sources per respondent):	16.0102	SFU		
Personal Savings	-	0%*	203	14%*
Employment	7	78%*	884	60%*
Family/Friends	5	56%*	576	39%*
Bank Loans	-	0%*	31	2%*
Student Loans	2	22%*	490	33%*
Scholarships/Bursaries/Grants	2	22%*	186	13%*
Tax Returns	-	0%*	39	3%*
Other	-	0%*	-	0%*
<b>Total Respondents</b>	<b>9</b>		<b>1,482</b>	

\* Percentage of respondents who identified this source



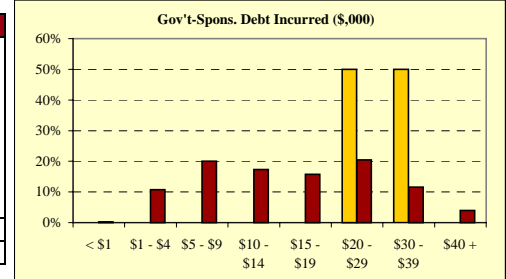
30. Financial Debt Incurred to Finance Univ. Education:	16.0102	SFU		
Incurred any form of financial debt	3	33%*	582	39%
Incurred government-sponsored student loan debt	2	22%*	503	34%

\* Percentage of respondents who provided data



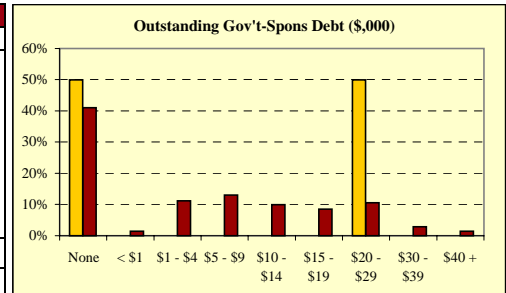
31. Financial Debt Amount:*	16.0102	SFU		
< \$1,000	-	0%	-	0%
\$1,000 to \$4,999	1	33%	58	10%
\$5,000 to \$9,999	-	0%	120	21%
\$10,000 to \$14,999	-	0%	98	17%
\$15,000 to \$19,999	-	0%	70	12%
\$20,000 to \$29,999	1	33%	110	19%
\$30,000 to \$39,999	-	0%	77	13%
\$40,000 or More	1	33%	49	8%
<b>Total</b>	<b>3</b>	<b>100%</b>	<b>582</b>	<b>100%</b>
<b>Median Financial Debt</b>	<b>\$25,000</b>		<b>\$15,000</b>	

\*includes only cases where financial debt was incurred



32. Government-Sponsored Student Loan Debt Amount:*	16.0102	SFU		
< \$1,000	-	0%	1	0%
\$1,000 to \$4,999	-	0%	54	11%
\$5,000 to \$9,999	-	0%	101	20%
\$10,000 to \$14,999	-	0%	87	17%
\$15,000 to \$19,999	-	0%	79	16%
\$20,000 to \$29,999	1	50%	103	20%
\$30,000 to \$39,999	1	50%	58	12%
\$40,000 or More	-	0%	20	4%
<b>Total</b>	<b>2</b>	<b>100%</b>	<b>503</b>	<b>100%</b>
<b>Median Gov't-Sponsored Student Loan Debt</b>	<b>\$29,500</b>		<b>\$15,000</b>	

\*includes only cases where government-sponsored debt was incurred

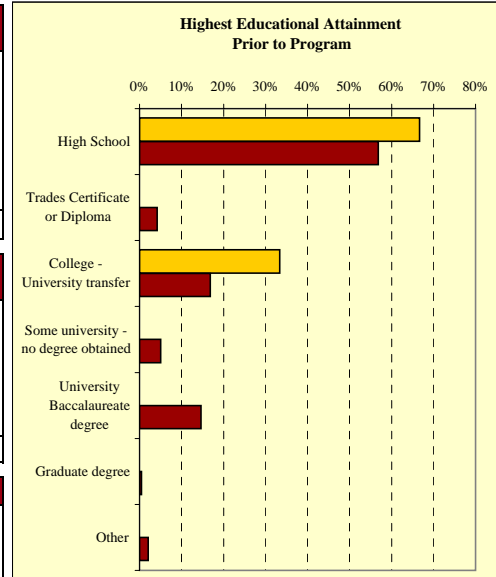


33. Outstanding Gov't-Sponsored Loan Debt Amount:*	16.0102	SFU		
None - Loan repaid in full	1	50%	198	41%
< \$1,000	-	0%	7	1%
\$1,000 to \$4,999	-	0%	54	11%
\$5,000 to \$9,999	-	0%	63	13%
\$10,000 to \$14,999	-	0%	48	10%
\$15,000 to \$19,999	-	0%	41	8%
\$20,000 to \$29,999	1	50%	51	11%
\$30,000 to \$39,999	-	0%	14	3%
\$40,000 or More	-	0%	7	1%
<b>Total</b>	<b>2</b>	<b>100%</b>	<b>483</b>	<b>100%</b>
<b>Median Gov't-Sponsored Loan Debt Outstanding</b>	<b>\$12,000</b>		<b>\$3,500</b>	

\*includes only cases where government-sponsored debt was incurred, and valid "amount remaining" was provided

**SPECIAL SECTION ON CAREER TRANSITIONS**

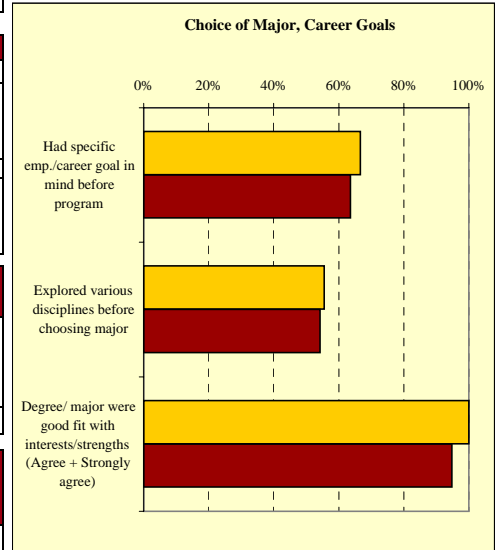
34. Prior to starting [program], what was your highest level of educational attainment?	16.0102	SFU		
High School	6	67%	841	57%
Trades Certificate or Diploma	-	0%	62	4%
College - University transfer	3	33%	249	17%
Some university - no degree obtained	-	0%	74	5%
University Baccalaureate degree	-	0%	217	15%
Graduate degree	-	0%	7	0%
Other	-	0%	30	2%
<b>Total</b>	<b>9</b>	<b>100%</b>	<b>1,480</b>	<b>100%</b>



35. Prior to starting [program], what best describes your employment background?	16.0102	SFU		
I was happily employed in a chosen career	1	13%	218	15%
I held one or more unsatisfying jobs	3	38%	457	31%
I was never employed on a steady basis	2	25%	361	24%
I held one or more satisfying jobs (but not a career)	1	13%	235	16%
I was a student	1	13%	193	13%
Other	-	0%	12	1%
<b>Total</b>	<b>8</b>	<b>100%</b>	<b>1,476</b>	<b>100%</b>

36. Deciding on career, university major:	16.0102	SFU		
When I started [program], I had a specific career/employment goal in mind	6	67%*	915	64%*
I explored a variety of disciplines at university before deciding/confirming choice of major	5	56%*	777	54%*

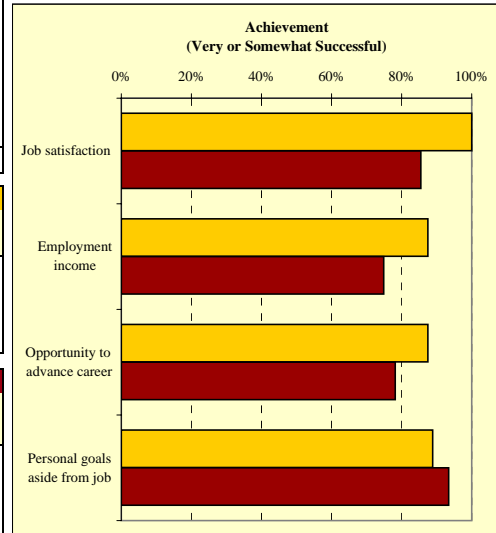
\*percentages are of respondents who answered "yes" or "no"



37. Change in career/employment expectations:	16.0102	SFU		
<b>During Program:</b>				
Changed significantly	2	22%	330	22%
Changed somewhat	5	56%	556	38%
Did not change at all	2	22%	588	40%
<b>Since Graduation:</b>				
Changed significantly	1	11%	391	26%
Changed somewhat	6	67%	567	38%
Did not change at all	2	22%	519	35%

38. Were your degree and major a good fit with your own interests and strengths?	16.0102	SFU		
Strongly agree	4	44%	731	50%
Agree	5	56%	668	45%
Disagree	-	0%	65	4%
Strongly disagree	-	0%	12	1%
<b>Total</b>	<b>9</b>	<b>100%</b>	<b>1,476</b>	<b>100%</b>

39. While completing [program], which of the following significantly influenced or shaped your career and program choices?	16.0102	SFU		
Work experience during studies	1	5%	640	19%
Work experience prior to studies	1	5%	424	13%
Personal experiences	7	32%	1,006	30%
Professors	6	27%	571	17%
Other counselling or advice	2	9%	219	7%
Study abroad	2	9%	86	3%
Travel (not for study)	3	14%	274	8%
Other	-	0%	124	4%
<b>Total</b>	<b>22</b>	<b>100%</b>	<b>3,344</b>	<b>100%</b>



40. How successful have you been in achieving the following:	16.0102				# Resp.
	Very successful	Somewhat successful	Not very successful	Not at all successful	
Job satisfaction	75%	25%	0%	0%	8
Employment income	38%	50%	13%	0%	8
Opportunity to advance career	50%	38%	13%	0%	8
Personal goals aside from job	56%	33%	11%	0%	9

41. How successful have you been in achieving the following:	SFU				# Resp.
	Very successful	Somewhat successful	Not very successful	Not at all successful	
Job satisfaction	45%	40%	10%	4%	1,449
Employment income	28%	47%	18%	7%	1,448
Opportunity to advance career	36%	42%	15%	6%	1,435
Personal goals aside from job	47%	46%	6%	1%	1,469