

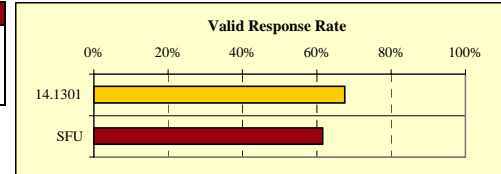
B.C. University Student Outcomes 2003 Survey of 1998 Baccalaureate Graduates

Detailed Summary of Survey Results
Simon Fraser University
6 Digit CIP: 14.1301: Engineering Science

■ SFU
■ 14.1301

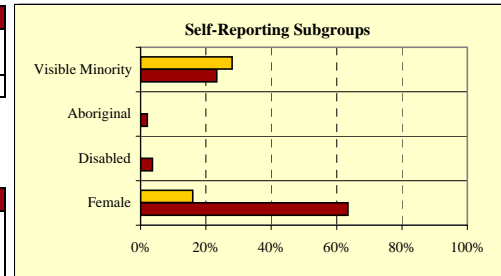
RESPONSE RATE

1. Survey Response Rate:	14.1301	SFU		
1998 Baccalaureate Graduates Survey Cohort	40		2,655	
Net Frame	37		2,406	
Survey Respondents and Valid Response Rate	25	68%	1,482	62%



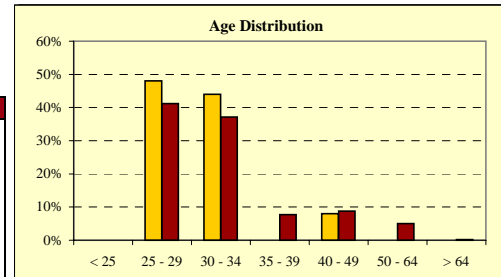
DEMOGRAPHIC INFORMATION

2. Gender:	14.1301	SFU		
Male	21	84%	542	37%
Female	4	16%	940	63%
Total	25	100%	1,482	100%

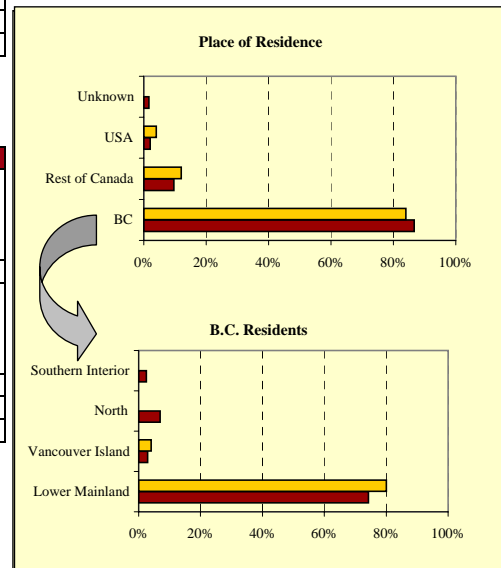


3. Self-Reporting Subgroups:	14.1301	SFU		
Disabled	-	0%	54	4%
Aboriginal	-	0%	30	2%
Visible Minority	7	28%	346	23%

4. Age (at time of survey):	14.1301	SFU		
< 25	-	0%	-	0%
25 to 29	12	48%	610	41%
30 to 34	11	44%	550	37%
35 to 39	-	0%	115	8%
40 to 49	2	8%	130	9%
50 to 64	-	0%	74	5%
> 64	-	0%	3	0%
Unknown	-	0%	-	0%
Total	25	100%	1,482	100%
Mean Age:	30.6		32.8	

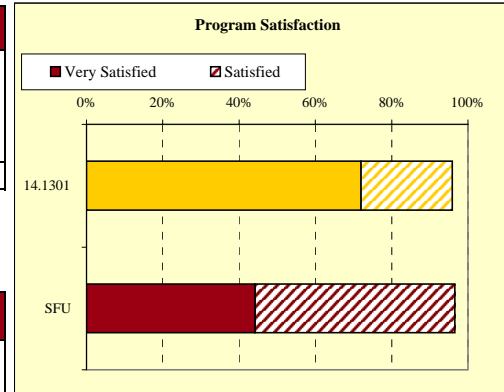


5. Place of Residence (at time of survey):	14.1301	SFU		
BC - Lower Mainland	20	80%	1,101	74%
BC - Vancouver Island	1	4%	43	3%
BC - North	-	0%	103	7%
BC - Southern Interior	-	0%	37	2%
BC Subtotal	21	84%	1,284	87%
Canada - Alberta	-	0%	57	4%
Canada - Ontario	2	8%	56	4%
Canada - Other	1	4%	30	2%
U.S.A.	1	4%	31	2%
Non-BC Subtotal	4	16%	174	12%
Unknown	-	0%	24	2%
Total	25	100%	1,482	100%

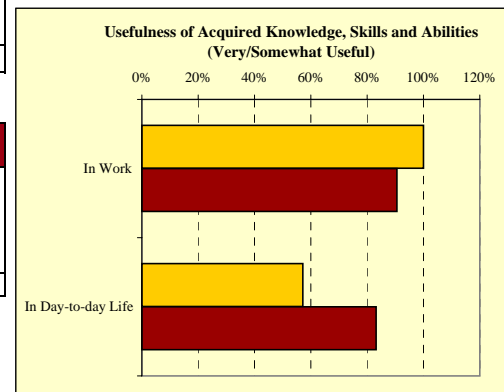


EDUCATION EVALUATION

8. Program Satisfaction:	14.1301		SFU	
Very Satisfied	18	72%	653	44%
Satisfied	6	24%	776	53%
Dissatisfied	1	4%	42	3%
Very Dissatisfied	-	0%	7	0%
Total	25	100%	1,478	100%

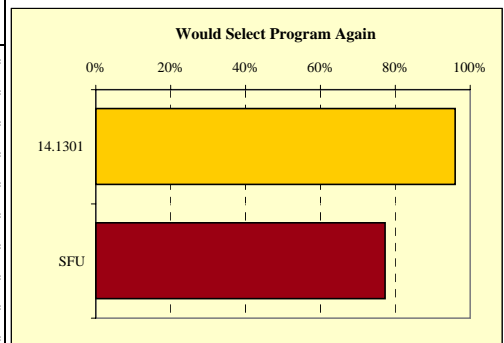


6. Usefulness of Knowledge, Skills, and Abilities Acquired at University in Work:	14.1301		SFU	
Very Useful	7	33%	582	45%
Somewhat Useful	14	67%	595	46%
Not Very Useful	-	0%	92	7%
Not at All Useful	-	0%	30	2%
Total	21	100%	1,299	100%



7. Usefulness of Knowledge, Skills, and Abilities Acquired at University in Day-to-day Life:	14.1301		SFU	
Very Useful	1	5%	348	27%
Somewhat Useful	11	52%	730	56%
Not Very Useful	6	29%	200	15%
Not at All Useful	3	14%	18	1%
Total	21	100%	1,296	100%

9. Would you select the same program again?	14.1301		SFU	
Yes	24	96%	1,110	77%
No, because . . . (multiple response question)	1		326	
. . . interests have changed	-	0%*	94	23%*
. . . courses were not practical	1	100%*	90	22%*
. . . little or no career opportunities	-	0%*	106	26%*
. . . not enough course variety	-	0%*	7	2%*
. . . skills acquired were not very useful	-	0%*	9	2%*
. . . courses were poorly taught	-	0%*	5	1%*
. . . program was too general	-	0%*	49	12%*
. . . did not agree with grading system	-	0%*	1	0%*
. . . did not like institution	-	0%*	2	0%*
. . . other	-	0%*	52	13%*



* Percent of total responses, among those who would not take program again

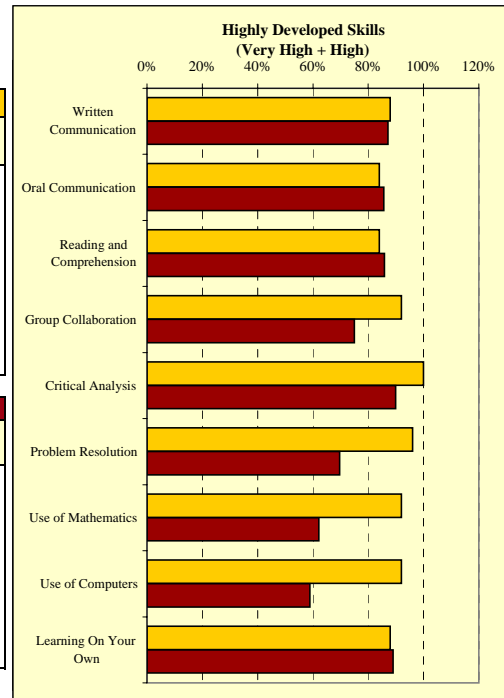
SKILL DEVELOPMENT

14a.

To what degree did university help you develop the following skills?	14.1301				# Resp.
	Very High	High	Low	Very Low	
Written Communication	28%	60%	8%	4%	25
Oral Communication	16%	68%	12%	4%	25
Reading and Comprehension	44%	40%	16%	0%	25
Group Collaboration	56%	36%	4%	4%	25
Critical Analysis	68%	32%	0%	0%	25
Problem Resolution	32%	64%	4%	0%	25
Use of Mathematics Appropriate to Field	68%	24%	8%	0%	25
Use of Computers Appropriate to Field	76%	16%	8%	0%	25
Learning On Your Own	60%	28%	12%	0%	25

14b.

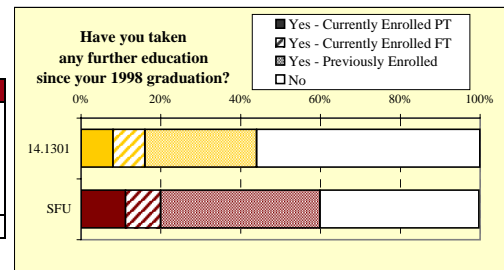
To what degree did university help you develop the following skills?	SFU				# Resp.
	Very High	High	Low	Very Low	
Written Communication	40%	47%	11%	2%	1,452
Oral Communication	32%	54%	12%	2%	1,463
Reading and Comprehension	42%	44%	12%	2%	1,449
Group Collaboration	29%	46%	21%	4%	1,453
Critical Analysis	50%	40%	8%	2%	1,472
Problem Resolution	20%	50%	26%	4%	1,438
Use of Mathematics Appropriate to Field	26%	36%	23%	14%	1,083
Use of Computers Appropriate to Field	23%	36%	29%	13%	1,250
Learning On Your Own	45%	44%	9%	2%	1,455



FURTHER EDUCATION

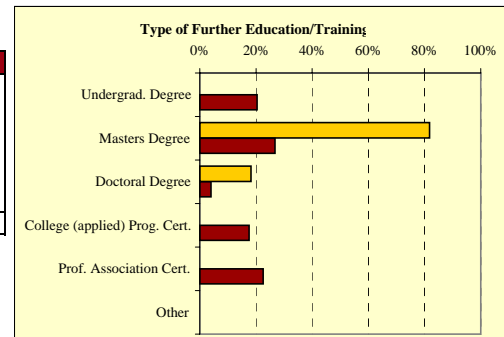
15.

Took further formal education since 1998 graduation	14.1301	SFU
Yes:	11 (44%)	892 (60%)
Not currently enrolled	7 (28%)	592 (40%)
Currently enrolled full-time	2 (8%)	131 (9%)
Currently enrolled part-time	2 (8%)	165 (11%)
No	14 (56%)	590 (40%)
Total	25 (100%)	1,482 (100%)



16.

Type of Formal Post-Secondary Education	14.1301	SFU
Undergraduate Degree	- (0%)	182 (20%)
Masters Degree	9 (82%)	239 (27%)
Doctoral Degree	2 (18%)	36 (4%)
College (applied) Program Certification	- (0%)	156 (17%)
Professional Association Certification	- (0%)	201 (23%)
Other	- (0%)	- (0%)
Total Respondents	11 (100%)	892 (100%)

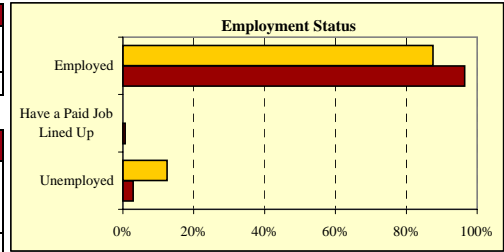


Detailed Summary of Survey Results
Simon Fraser University
6 Digit CIP: 14.1301: Engineering Science

■ SFU
■ 14.1301

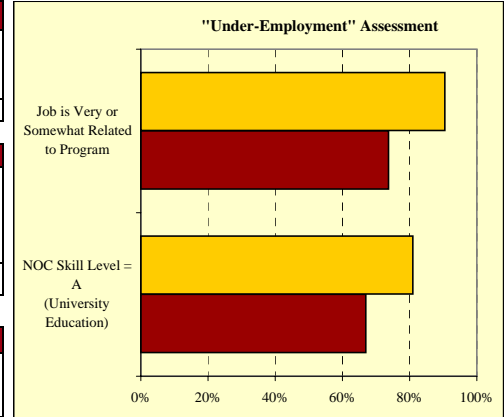
EMPLOYMENT

17. Labour Force Status:	14.1301	SFU
In Labour Force (working or seeking work)	24 96%	1,348 91%
Not in Labour Force	1 4%	132 9%
Grand Total	25 100%	1,480 100%



18. Employment Status of those IN Labour Force:	14.1301	SFU
Employed	21 88%	1,301 97%
Have a Paid Job Lined Up	- 0%	8 1%
Unemployed	3 13%	39 3%
Total Labour Force	24 100%	1,348 100%

19. Status of Graduates NOT in Labour Force:	14.1301	SFU
Attending School FT	1 100%	42 32%
Attending School PT	- 0%	4 3%
Other	- 0%	86 65%
Total NOT in Labour Force	1 100%	132 100%

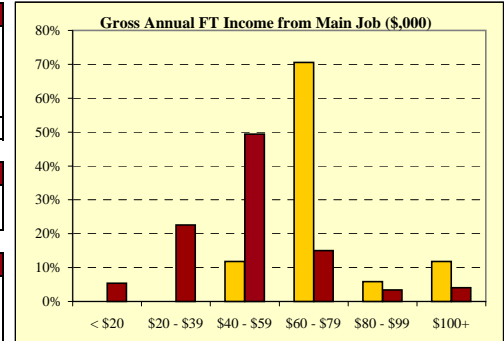


20. Employment Type:	14.1301	SFU
Paid worker	19 90%	1,158 89%
Self-employed	1 5%	83 6%
Both a paid worker and self-employed	1 5%	60 5%
Total Employed	21 100%	1,301 100%

21. Job Characteristics:	14.1301	SFU
I hold more than one job	3 14%*	184 14%*
My main job is full-time (>= 30 hours per week)	21 100%**	1,108 87%**

* of total employed ** of those who provided data on hours/week worked

22. How related is your main job to your program?	14.1301	SFU
Very Related	7 33%	539 41%
Somewhat Related	12 57%	420 32%
Not Very Related	1 5%	177 14%
Not At All Related	1 5%	165 13%
Total	21 100%	1,301 100%

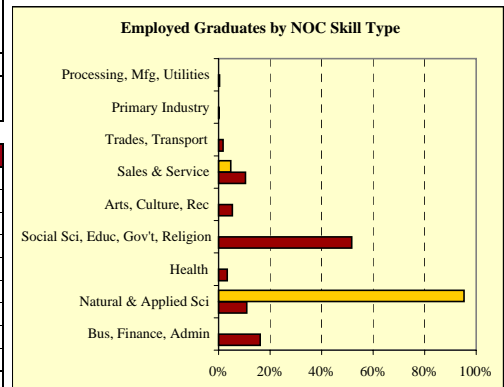


23. "Under-employment" Assessment:	14.1301	SFU
Job is very or somewhat related to program	19 90%	959 74%
NOC Skill Level = A (University Education)	17 81%	865 67%

* of total valid responses

24. Gross Annual Income from Main Job:*	14.1301	SFU
Less than \$20,000	- 0%	63 5%
\$20,000 to \$39,999	- 0%	263 23%
\$40,000 to \$59,999	2 12%	575 49%
\$60,000 to \$79,999	12 71%	175 15%
\$80,000 to \$99,999	1 6%	40 3%
\$100,000 and Above	2 12%	47 4%
Total	17 100%	1,163 100%
Median Annual Income (full-time)	\$68,000	\$48,000
Average Annual Income (full-time)	\$69,882	\$52,970

* where data provided



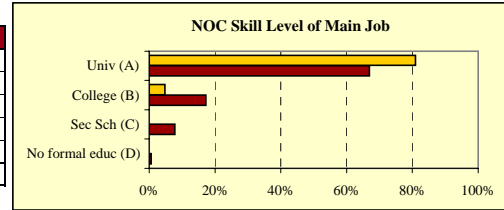
25. NOC Skill Type of Main Job:	14.1301	SFU
Business, Finance and Administration	- 0%	207 16%
Natural and Applied Sciences and Related	20 95%	140 11%
Health	- 0%	43 3%
Social Sciences, Educ., Gov't Services, Religion	- 0%	664 52%
Arts, Culture, Recreation and Sport	- 0%	69 5%
Sales and Service	1 5%	134 10%
Trades, Transport and Eqp. Operators and Related	- 0%	23 2%
Unique to the Primary Industry	- 0%	2 0%
Unique to Processing, Manufacturing and Utilities	- 0%	4 0%
Total	21 100%	1,286 100%

Detailed Summary of Survey Results
Simon Fraser University
6 Digit CIP: 14.1301: Engineering Science

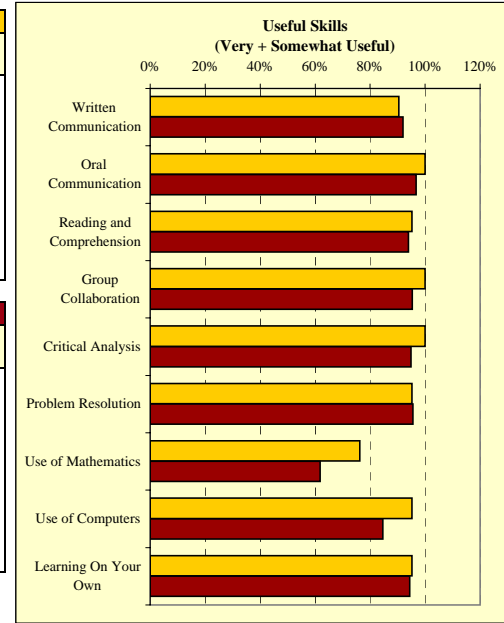
■ SFU
■ 14.1301

EMPLOYMENT, continued

26. NOC Skill Level of Main Job:	14.1301		SFU	
A. University education	17	81%	865	67%
B. College education/trade apprenticeship	1	5%	222	17%
C. Secondary school + job-specific training	-	0%	101	8%
D. No formal education	-	0%	8	1%
No skill level assigned (management)	3	14%	96	7%
Total	21	100%	1,292	100%



27a. How useful are the following skills and abilities in doing your main job?	14.1301				#
	Very Useful	Somewhat Useful	Not Very Useful	Not at all Useful	Resp.
Written Communication	48%	43%	10%	0%	21
Oral Communication	62%	38%	0%	0%	21
Reading and Comprehension	52%	43%	4%	0%	21
Group Collaboration	86%	14%	0%	0%	21
Critical Analysis	86%	14%	0%	0%	21
Problem Resolution	76%	19%	5%	0%	21
Use of Mathematics Appropriate to Field	24%	52%	10%	14%	21
Use of Computers Appropriate to Field	71%	24%	5%	0%	21
Learning On Your Own	57%	38%	5%	0%	21



27b. How useful are the following skills and abilities in doing your main job?	SFU				#
	Very Useful	Somewhat Useful	Not Very Useful	Not at all Useful	Resp.
Written Communication	70%	22%	5%	3%	1,299
Oral Communication	80%	17%	3%	1%	1,299
Reading and Comprehension	70%	24%	4%	1%	1,298
Group Collaboration	77%	18%	4%	1%	1,298
Critical Analysis	72%	23%	4%	1%	1,300
Problem Resolution	77%	19%	4%	1%	1,300
Use of Mathematics Appropriate to Field	29%	33%	21%	17%	1,279
Use of Computers Appropriate to Field	50%	35%	10%	5%	1,291
Learning On Your Own	65%	29%	4%	1%	1,299

28a. Top 10 Full-time Occupations of 14.1301 Graduates:	14.1301		
NOC	NOC Skill Level Description	% Employed FT in this Occ.**	Median FT Salary
2173	A Software Engineers	33%	\$69,000
2147	A Computer Engineers	24%	\$67,500
2133	A Electrical & Electronics Engineers	19%	\$64,500
*			
*			
*			
*			
*			
*			
*			

*data not displayed where n < 2

**percentages cited are of those for whom occupational data was provided, full-time and part-time

28b. Top 10 Full-time Occupations of Graduates from Simon Fraser University:	SFU		
NOC	NOC Skill Level Description	% Employed FT in this Occ.**	Median FT Salary
4142	A Elem & Kindergarten Teacher	18%	\$46,000
4141	A Secondary School Teachers	11%	\$45,000
1111	A Financial Auditors & Accnts	3%	\$48,000
2173	A Software Engineers	2%	\$69,000
4112	A Lawyers & Quebec Notaries	2%	\$70,000
6261	B Police Officers (Excl Commissioned)	2%	\$61,000
5124	A Oecs in Public Relations & Comm	2%	\$51,000
2174	A Computer Programmers/Interactive Media Developers	1%	\$60,000
0611	N/A Sales, Marketing & Advrt Managers	1%	\$87,500
1114	A Other Financial Officers	1%	\$50,000

*data not displayed where n < 2

**percentages cited are of those for whom occupational data was provided, full-time and part-time

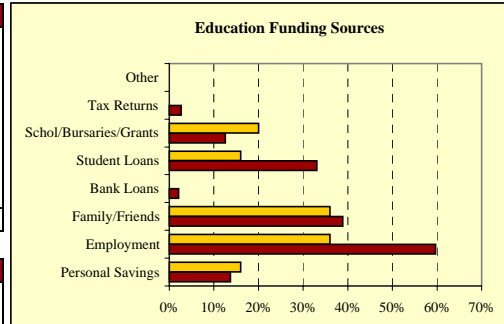
Detailed Summary of Survey Results
Simon Fraser University
6 Digit CIP: 14.1301: Engineering Science

■ SFU
■ 14.1301

EDUCATION FINANCING

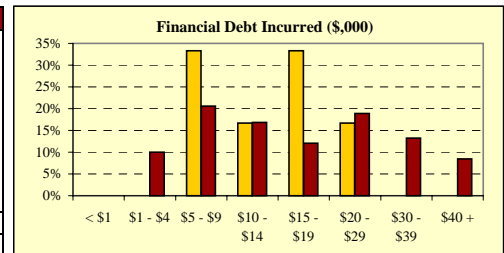
29. Education Funding Sources (2 sources per respondent):	14.1301	SFU
Personal Savings	4 16%*	203 14%*
Employment	9 36%*	884 60%*
Family/Friends	9 36%*	576 39%*
Bank Loans	- 0%*	31 2%*
Student Loans	4 16%*	490 33%*
Scholarships/Bursaries/Grants	5 20%*	186 13%*
Tax Returns	- 0%*	39 3%*
Other	- 0%*	- 0%*
Total Respondents	25	1,482

* Percentage of respondents who identified this source



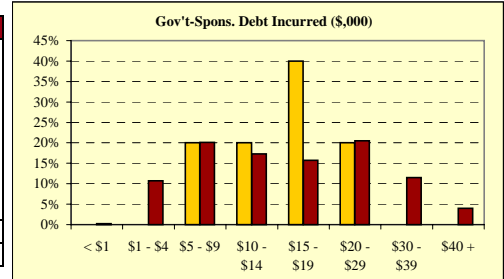
30. Financial Debt Incurred to Finance Univ. Education:	14.1301	SFU
Incurred any form of financial debt	6 24%*	582 39%
Incurred government-sponsored student loan debt	5 20%*	503 34%

* Percentage of respondents who provided data



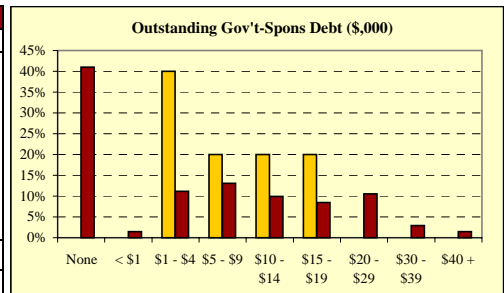
31. Financial Debt Amount:*	14.1301	SFU
< \$1,000	- 0%	- 0%
\$1,000 to \$4,999	- 0%	58 10%
\$5,000 to \$9,999	2 33%	120 21%
\$10,000 to \$14,999	1 17%	98 17%
\$15,000 to \$19,999	2 33%	70 12%
\$20,000 to \$29,999	1 17%	110 19%
\$30,000 to \$39,999	- 0%	77 13%
\$40,000 or More	- 0%	49 8%
Total	6 100%	582 100%
Median Financial Debt	\$13,000	\$15,000

*includes only cases where financial debt was incurred



32. Government-Sponsored Student Loan Debt Amount:*	14.1301	SFU
< \$1,000	- 0%	1 0%
\$1,000 to \$4,999	- 0%	54 11%
\$5,000 to \$9,999	1 20%	101 20%
\$10,000 to \$14,999	1 20%	87 17%
\$15,000 to \$19,999	2 40%	79 16%
\$20,000 to \$29,999	1 20%	103 20%
\$30,000 to \$39,999	- 0%	58 12%
\$40,000 or More	- 0%	20 4%
Total	5 100%	503 100%
Median Gov't-Sponsored Student Loan Debt	\$16,000	\$15,000

*includes only cases where government-sponsored debt was incurred

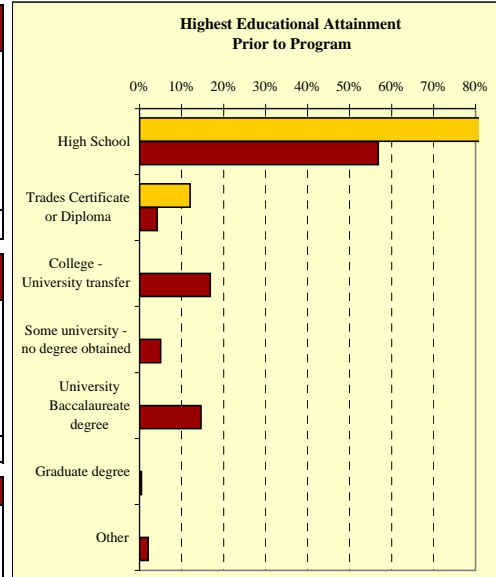


33. Outstanding Gov't-Sponsored Loan Debt Amount:*	14.1301	SFU
None - Loan repaid in full	- 0%	198 41%
< \$1,000	- 0%	7 1%
\$1,000 to \$4,999	2 40%	54 11%
\$5,000 to \$9,999	1 20%	63 13%
\$10,000 to \$14,999	1 20%	48 10%
\$15,000 to \$19,999	1 20%	41 8%
\$20,000 to \$29,999	- 0%	51 11%
\$30,000 to \$39,999	- 0%	14 3%
\$40,000 or More	- 0%	7 1%
Total	5 100%	483 100%
Median Gov't-Sponsored Loan Debt Outstanding	\$6,000	\$3,500

*includes only cases where government-sponsored debt was incurred, and valid "amount remaining" was provided

SPECIAL SECTION ON CAREER TRANSITIONS

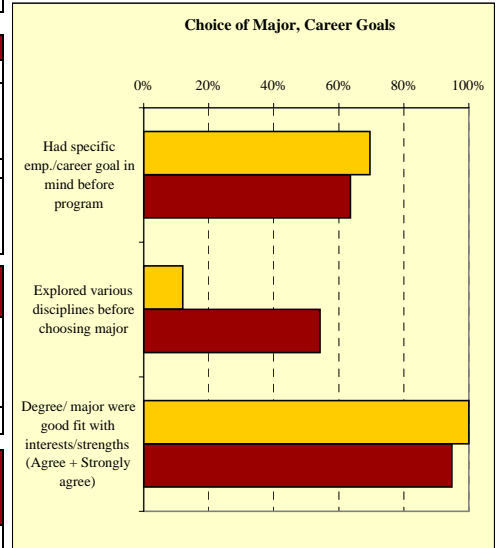
34. Prior to starting [program], what was your highest level of educational attainment?	14.1301		SFU	
High School	22	88%	841	57%
Trades Certificate or Diploma	3	12%	62	4%
College - University transfer	-	0%	249	17%
Some university - no degree obtained	-	0%	74	5%
University Baccalaureate degree	-	0%	217	15%
Graduate degree	-	0%	7	0%
Other	-	0%	30	2%
Total	25	100%	1,480	100%



35. Prior to starting [program], what best describes your employment background?	14.1301		SFU	
I was happily employed in a chosen career	2	8%	218	15%
I held one or more unsatisfying jobs	2	8%	457	31%
I was never employed on a steady basis	12	48%	361	24%
I held one or more satisfying jobs (but not a career)	2	8%	235	16%
I was a student	7	28%	193	13%
Other	-	0%	12	1%
Total	25	100%	1,476	100%

36. Deciding on career, university major:	14.1301		SFU	
When I started [program], I had a specific career/employment goal in mind	16	70%*	915	64%*
I explored a variety of disciplines at university before deciding/confirming choice of major	3	12%*	777	54%*

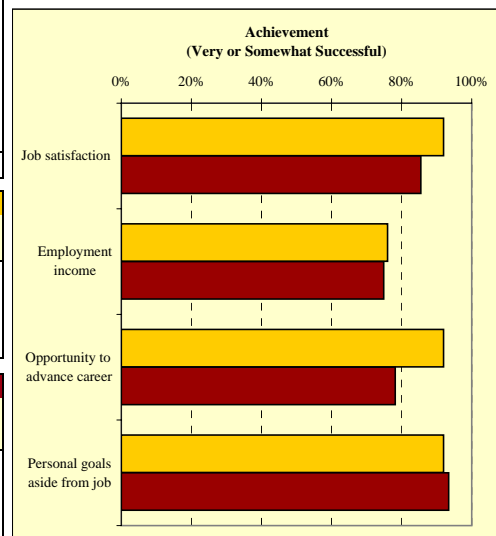
*percentages are of respondents who answered "yes" or "no"



37. Change in career/employment expectations:	14.1301		SFU	
During Program:				
Changed significantly	-	0%	330	22%
Changed somewhat	17	68%	556	38%
Did not change at all	8	32%	588	40%
Since Graduation:				
Changed significantly	2	8%	391	26%
Changed somewhat	11	44%	567	38%
Did not change at all	12	48%	519	35%

38. Were your degree and major a good fit with your own interests and strengths?	14.1301		SFU	
Strongly agree	8	32%	731	50%
Agree	17	68%	668	45%
Disagree	-	0%	65	4%
Strongly disagree	-	0%	12	1%
Total	25	100%	1,476	100%

39. While completing [program], which of the following significantly influenced or shaped your career and program choices?	14.1301		SFU	
Work experience during studies	22	40%	640	19%
Work experience prior to studies	4	7%	424	13%
Personal experiences	12	22%	1,006	30%
Professors	12	22%	571	17%
Other counselling or advice	1	2%	219	7%
Study abroad	1	2%	86	3%
Travel (not for study)	2	4%	274	8%
Other	1	2%	124	4%
Total	55	100%	3,344	100%



40. How successful have you been in achieving the following:	14.1301				# Resp.
	Very successful	Somewhat successful	Not very successful	Not at all successful	
Job satisfaction	44%	48%	8%	0%	25
Employment income	40%	36%	20%	4%	25
Opportunity to advance career	28%	64%	8%	0%	25
Personal goals aside from job	32%	60%	8%	0%	25

41. How successful have you been in achieving the following:	SFU				# Resp.
	Very successful	Somewhat successful	Not very successful	Not at all successful	
Job satisfaction	45%	40%	10%	4%	1,449
Employment income	28%	47%	18%	7%	1,448
Opportunity to advance career	36%	42%	15%	6%	1,435
Personal goals aside from job	47%	46%	6%	1%	1,469