

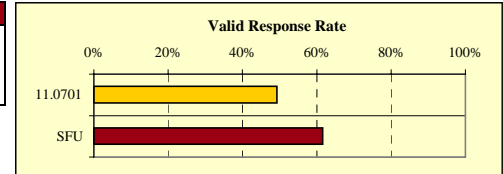
B.C. University Student Outcomes 2003 Survey of 1998 Baccalaureate Graduates

Detailed Summary of Survey Results
Simon Fraser University
6 Digit CIP: 11.0701: Computer Science

■ SFU
■ 11.0701

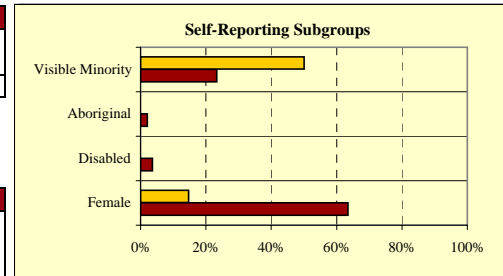
RESPONSE RATE

1. Survey Response Rate:	11.0701	SFU	
1998 Baccalaureate Graduates Survey Cohort	77	2,655	
Net Frame	69	2,406	
Survey Respondents and Valid Response Rate	34	49%	1,482 62%



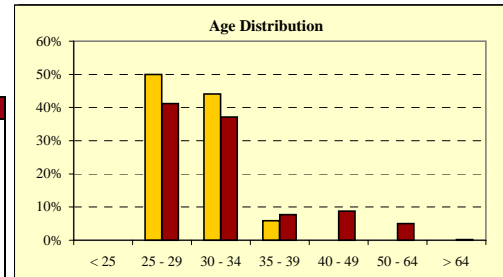
DEMOGRAPHIC INFORMATION

2. Gender:	11.0701	SFU	
Male	29	85%	542 37%
Female	5	15%	940 63%
Total	34	100%	1,482 100%

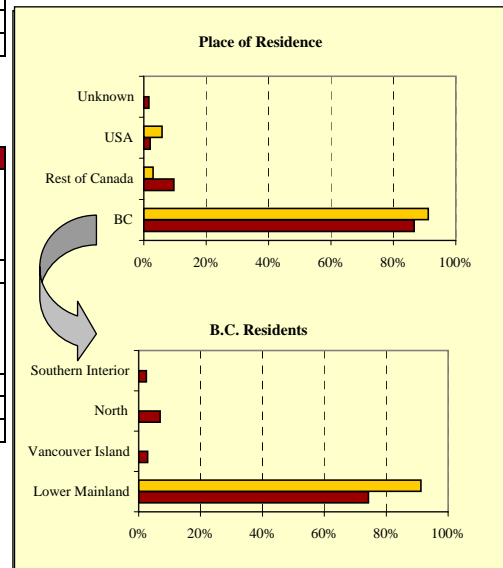


3. Self-Reporting Subgroups:	11.0701	SFU	
Disabled	-	0%	54 4%
Aboriginal	-	0%	30 2%
Visible Minority	17	50%	346 23%

4. Age (at time of survey):	11.0701	SFU	
< 25	-	0%	- 0%
25 to 29	17	50%	610 41%
30 to 34	15	44%	550 37%
35 to 39	2	6%	115 8%
40 to 49	-	0%	130 9%
50 to 64	-	0%	74 5%
> 64	-	0%	3 0%
Unknown	-	0%	- 0%
Total	34	100%	1,482 100%
Mean Age:	30.1		32.8

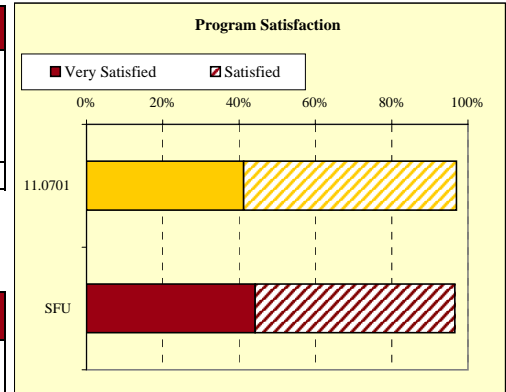


5. Place of Residence (at time of survey):	11.0701	SFU	
BC - Lower Mainland	31	91%	1,101 74%
BC - Vancouver Island	-	0%	43 3%
BC - North	-	0%	103 7%
BC - Southern Interior	-	0%	37 2%
BC Subtotal	31	91%	1,284 87%
Canada - Alberta	1	3%	57 4%
Canada - Ontario	-	0%	56 4%
Canada - Other	-	0%	30 2%
U.S.A.	2	6%	31 2%
Non-BC Subtotal	3	9%	174 12%
Unknown	-	0%	24 2%
Total	34	100%	1,482 100%

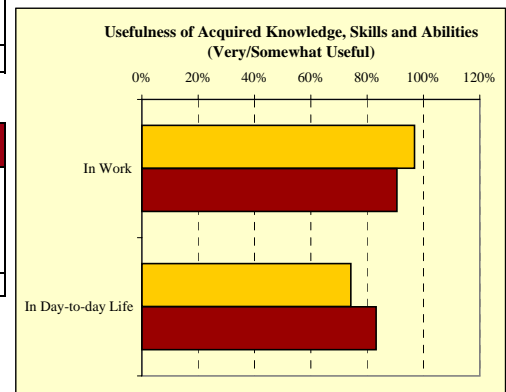


EDUCATION EVALUATION

8. Program Satisfaction:	11.0701		SFU	
Very Satisfied	14	41%	653	44%
Satisfied	19	56%	776	53%
Dissatisfied	1	3%	42	3%
Very Dissatisfied	-	0%	7	0%
Total	34	100%	1,478	100%

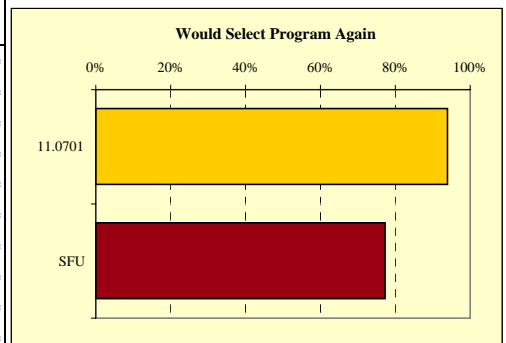


6. Usefulness of Knowledge, Skills, and Abilities Acquired at University in Work:	11.0701		SFU	
Very Useful	17	55%	582	45%
Somewhat Useful	13	42%	595	46%
Not Very Useful	1	3%	92	7%
Not at All Useful	-	0%	30	2%
Total	31	100%	1,299	100%



7. Usefulness of Knowledge, Skills, and Abilities Acquired at University in Day-to-day Life:	11.0701		SFU	
Very Useful	7	23%	348	27%
Somewhat Useful	16	52%	730	56%
Not Very Useful	6	19%	200	15%
Not at All Useful	2	6%	18	1%
Total	31	100%	1,296	100%

9. Would you select the same program again?	11.0701		SFU	
Yes	31	94%	1,110	77%
No, because . . . (multiple response question)	2		326	
. . . interests have changed	2	50%*	94	23%*
. . . courses were not practical	1	25%*	90	22%*
. . . little or no career opportunities	1	25%*	106	26%*
. . . not enough course variety	-	0%*	7	2%*
. . . skills acquired were not very useful	-	0%*	9	2%*
. . . courses were poorly taught	-	0%*	5	1%*
. . . program was too general	-	0%*	49	12%*
. . . did not agree with grading system	-	0%*	1	0%*
. . . did not like institution	-	0%*	2	0%*
. . . other	-	0%*	52	13%*



* Percent of total responses, among those who would not take program again

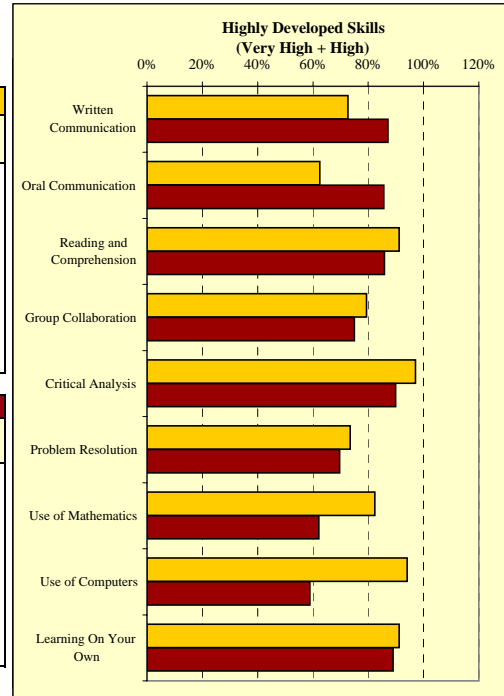
SKILL DEVELOPMENT

14a.

To what degree did university help you develop the following skills?	11.0701				# Resp.
	Very High	High	Low	Very Low	
Written Communication	3%	70%	21%	6%	33
Oral Communication	0%	63%	31%	6%	32
Reading and Comprehension	24%	68%	9%	0%	34
Group Collaboration	38%	41%	18%	3%	34
Critical Analysis	59%	38%	3%	0%	34
Problem Resolution	26%	47%	24%	3%	34
Use of Mathematics Appropriate to Field	56%	26%	18%	0%	34
Use of Computers Appropriate to Field	79%	15%	6%	0%	34
Learning On Your Own	59%	32%	9%	0%	34

14b.

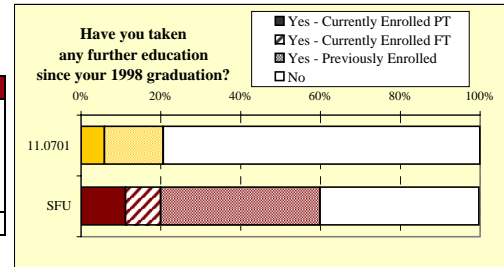
To what degree did university help you develop the following skills?	SFU				# Resp.
	Very High	High	Low	Very Low	
Written Communication	40%	47%	11%	2%	1,452
Oral Communication	32%	54%	12%	2%	1,463
Reading and Comprehension	42%	44%	12%	2%	1,449
Group Collaboration	29%	46%	21%	4%	1,453
Critical Analysis	50%	40%	8%	2%	1,472
Problem Resolution	20%	50%	26%	4%	1,438
Use of Mathematics Appropriate to Field	26%	36%	23%	14%	1,083
Use of Computers Appropriate to Field	23%	36%	29%	13%	1,250
Learning On Your Own	45%	44%	9%	2%	1,455



FURTHER EDUCATION

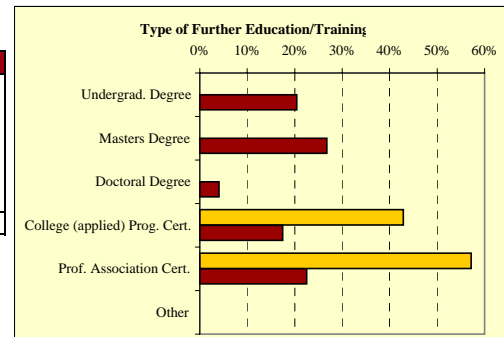
15.

Took further formal education since 1998 graduation	11.0701	SFU
Yes:	7	892
Not currently enrolled	5	592
Currently enrolled full-time	-	131
Currently enrolled part-time	2	165
No	27	590
Total	34	1,482



16.

Type of Formal Post-Secondary Education	11.0701	SFU
Undergraduate Degree	-	182
Masters Degree	-	239
Doctoral Degree	-	36
College (applied) Program Certification	3	156
Professional Association Certification	4	201
Other	-	-
Total Respondents	7	892

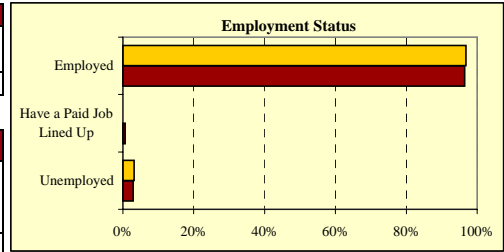


Detailed Summary of Survey Results
Simon Fraser University
6 Digit CIP: 11.0701: Computer Science

■ SFU
■ 11.0701

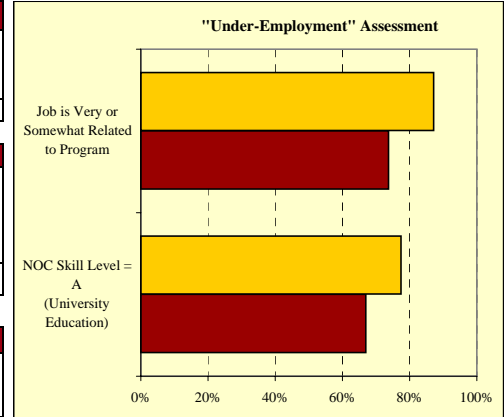
EMPLOYMENT

17. Labour Force Status:	11.0701	SFU		
In Labour Force (working or seeking work)	32	94%	1,348	91%
Not in Labour Force	2	6%	132	9%
Grand Total	34	100%	1,480	100%



18. Employment Status of those IN Labour Force:	11.0701	SFU		
Employed	31	97%	1,301	97%
Have a Paid Job Lined Up	-	0%	8	1%
Unemployed	1	3%	39	3%
Total Labour Force	32	100%	1,348	100%

19. Status of Graduates NOT in Labour Force:	11.0701	SFU		
Attending School FT	-	0%	42	32%
Attending School PT	-	0%	4	3%
Other	2	100%	86	65%
Total NOT in Labour Force	2	100%	132	100%

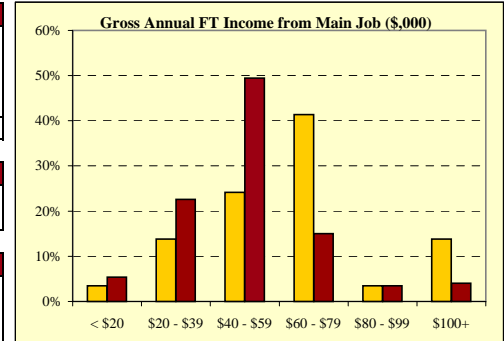


20. Employment Type:	11.0701	SFU		
Paid worker	23	74%	1,158	89%
Self-employed	6	19%	83	6%
Both a paid worker and self-employed	2	6%	60	5%
Total Employed	31	100%	1,301	100%

21. Job Characteristics:	11.0701	SFU		
I hold more than one job	3	10%*	184	14%*
My main job is full-time (>= 30 hours per week)	28	93%**	1,108	87%**

* of total employed ** of those who provided data on hours/week worked

22. How related is your main job to your program?	11.0701	SFU		
Very Related	18	58%	539	41%
Somewhat Related	9	29%	420	32%
Not Very Related	2	6%	177	14%
Not At All Related	2	6%	165	13%
Total	31	100%	1,301	100%

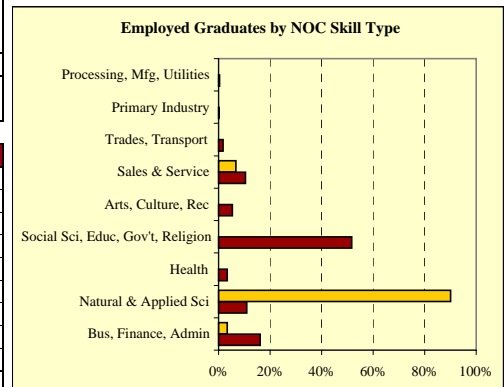


23. "Under-employment" Assessment:	11.0701	SFU		
Job is very or somewhat related to program	27	87%	959	74%
NOC Skill Level = A (University Education)	24	77%	865	67%

* of total valid responses

24. Gross Annual Income from Main Job:*	11.0701	SFU		
Less than \$20,000	1	3%	63	5%
\$20,000 to \$39,999	4	14%	263	23%
\$40,000 to \$59,999	7	24%	575	49%
\$60,000 to \$79,999	12	41%	175	15%
\$80,000 to \$99,999	1	3%	40	3%
\$100,000 and Above	4	14%	47	4%
Total	29	100%	1,163	100%
Median Annual Income (full-time)	\$64,750		\$48,000	
Average Annual Income (full-time)	\$69,393		\$52,970	

* where data provided



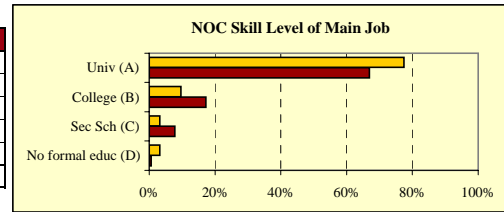
25. NOC Skill Type of Main Job:	11.0701	SFU		
Business, Finance and Administration	1	3%	207	16%
Natural and Applied Sciences and Related	27	90%	140	11%
Health	-	0%	43	3%
Social Sciences, Educ., Gov't Services, Religion	-	0%	664	52%
Arts, Culture, Recreation and Sport	-	0%	69	5%
Sales and Service	2	7%	134	10%
Trades, Transport and Eqp. Operators and Related	-	0%	23	2%
Unique to the Primary Industry	-	0%	2	0%
Unique to Processing, Manufacturing and Utilities	-	0%	4	0%
Total	30	100%	1,286	100%

Detailed Summary of Survey Results
Simon Fraser University
6 Digit CIP: 11.0701: Computer Science

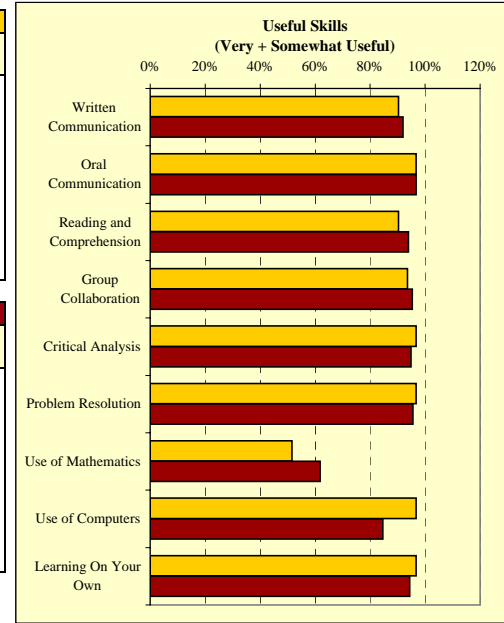
■ SFU
■ 11.0701

EMPLOYMENT, continued

26. NOC Skill Level of Main Job:	11.0701		SFU	
A. University education	24	77%	865	67%
B. College education/trade apprenticeship	3	10%	222	17%
C. Secondary school + job-specific training	1	3%	101	8%
D. No formal education	1	3%	8	1%
No skill level assigned (management)	2	6%	96	7%
Total	31	100%	1,292	100%



27a. How useful are the following skills and abilities in doing your main job?	11.0701				# Resp.
	Very Useful	Somewhat Useful	Not Very Useful	Not at all Useful	
Written Communication	52%	39%	10%	0%	31
Oral Communication	61%	35%	3%	0%	31
Reading and Comprehension	52%	39%	9%	0%	31
Group Collaboration	68%	26%	6%	0%	31
Critical Analysis	74%	23%	3%	0%	31
Problem Resolution	81%	16%	3%	0%	31
Use of Mathematics Appropriate to Field	23%	29%	32%	16%	31
Use of Computers Appropriate to Field	77%	19%	3%	0%	31
Learning On Your Own	74%	23%	3%	0%	31



27b. How useful are the following skills and abilities in doing your main job?	SFU				# Resp.
	Very Useful	Somewhat Useful	Not Very Useful	Not at all Useful	
Written Communication	70%	22%	5%	3%	1,299
Oral Communication	80%	17%	3%	1%	1,299
Reading and Comprehension	70%	24%	4%	1%	1,298
Group Collaboration	77%	18%	4%	1%	1,298
Critical Analysis	72%	23%	4%	1%	1,300
Problem Resolution	77%	19%	4%	1%	1,300
Use of Mathematics Appropriate to Field	29%	33%	21%	17%	1,279
Use of Computers Appropriate to Field	50%	35%	10%	5%	1,291
Learning On Your Own	65%	29%	4%	1%	1,299

28a. Top 10 Full-time Occupations of 11.0701 Graduates:					11.0701	
NOC	NOC	Skill Level Description	% Employed FT in this Occ.**	Median FT Salary		
2174	A	Computer Programmers/Interactive Media Developers	39%	\$60,000		
2173	A	Software Engineers	26%	\$69,000		
*						
*						
*						
*						
*						
*						
*						

*data not displayed where n < 2

**percentages cited are of those for whom occupational data was provided, full-time and part-time

28b. Top 10 Full-time Occupations of Graduates from Simon Fraser University:					SFU	
NOC	NOC	Skill Level Description	% Employed FT in this Occ.**	Median FT Salary		
4142	A	Elem & Kindergarten Teacher	18%	\$46,000		
4141	A	Secondary School Teachers	11%	\$45,000		
1111	A	Financial Auditors & Accnts	3%	\$48,000		
2173	A	Software Engineers	2%	\$69,000		
4112	A	Lawyers & Quebec Notaries	2%	\$70,000		
6261	B	Police Officers (Excl Commissioned)	2%	\$61,000		
5124	A	Occs in Public Relations & Comm	2%	\$51,000		
2174	A	Computer Programmers/Interactive Media Developers	1%	\$60,000		
0611	N/A	Sales, Marketing & Advrt Managers	1%	\$87,500		
1114	A	Other Financial Officers	1%	\$50,000		

*data not displayed where n < 2

**percentages cited are of those for whom occupational data was provided, full-time and part-time

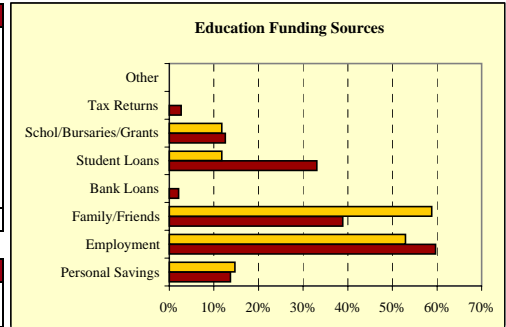
Detailed Summary of Survey Results
Simon Fraser University
6 Digit CIP: 11.0701: Computer Science

■ SFU
■ 11.0701

EDUCATION FINANCING

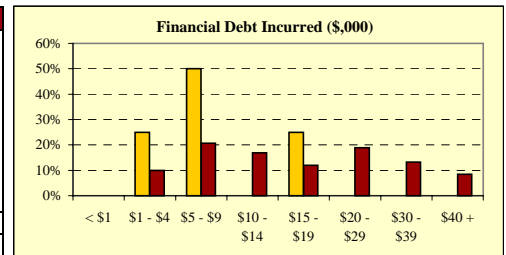
29. Education Funding Sources (2 sources per respondent):	11.0701	SFU
Personal Savings	5 15%*	203 14%*
Employment	18 53%*	884 60%*
Family/Friends	20 59%*	576 39%*
Bank Loans	- 0%*	31 2%*
Student Loans	4 12%*	490 33%*
Scholarships/Bursaries/Grants	4 12%*	186 13%*
Tax Returns	- 0%*	39 3%*
Other	- 0%*	- 0%*
Total Respondents	34	1,482

* Percentage of respondents who identified this source



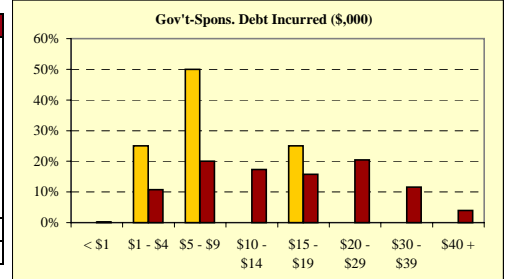
30. Financial Debt Incurred to Finance Univ. Education:	11.0701	SFU
Incurred any form of financial debt	4 12%*	582 39%
Incurred government-sponsored student loan debt	4 12%*	503 34%

* Percentage of respondents who provided data



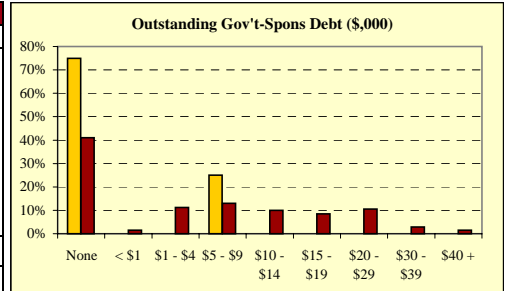
31. Financial Debt Amount:*	11.0701	SFU
< \$1,000	- 0%	- 0%
\$1,000 to \$4,999	1 25%	58 10%
\$5,000 to \$9,999	2 50%	120 21%
\$10,000 to \$14,999	- 0%	98 17%
\$15,000 to \$19,999	1 25%	70 12%
\$20,000 to \$29,999	- 0%	110 19%
\$30,000 to \$39,999	- 0%	77 13%
\$40,000 or More	- 0%	49 8%
Total	4 100%	582 100%
Median Financial Debt	\$7,000	\$15,000

*includes only cases where financial debt was incurred



32. Government-Sponsored Student Loan Debt Amount:*	11.0701	SFU
< \$1,000	- 0%	1 0%
\$1,000 to \$4,999	1 25%	54 11%
\$5,000 to \$9,999	2 50%	101 20%
\$10,000 to \$14,999	- 0%	87 17%
\$15,000 to \$19,999	1 25%	79 16%
\$20,000 to \$29,999	- 0%	103 20%
\$30,000 to \$39,999	- 0%	58 12%
\$40,000 or More	- 0%	20 4%
Total	4 100%	503 100%
Median Gov't-Sponsored Student Loan Debt	\$7,000	\$15,000

*includes only cases where government-sponsored debt was incurred

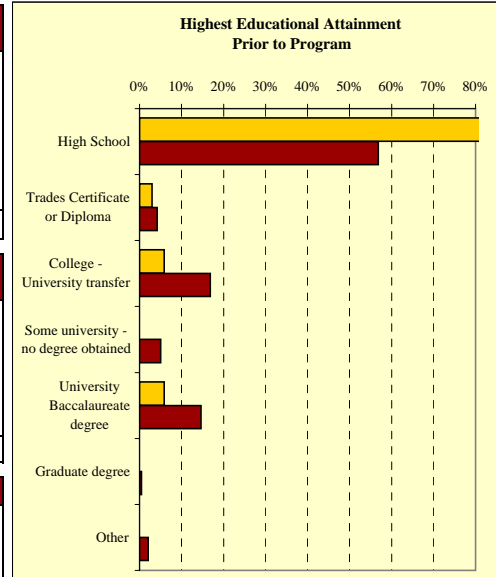


33. Outstanding Gov't-Sponsored Loan Debt Amount:*	11.0701	SFU
None - Loan repaid in full	3 75%	198 41%
< \$1,000	- 0%	7 1%
\$1,000 to \$4,999	- 0%	54 11%
\$5,000 to \$9,999	1 25%	63 13%
\$10,000 to \$14,999	- 0%	48 10%
\$15,000 to \$19,999	- 0%	41 8%
\$20,000 to \$29,999	- 0%	51 11%
\$30,000 to \$39,999	- 0%	14 3%
\$40,000 or More	- 0%	7 1%
Total	4 100%	483 100%
Median Gov't-Sponsored Loan Debt Outstanding	\$0	\$3,500

*includes only cases where government-sponsored debt was incurred, and valid "amount remaining" was provided

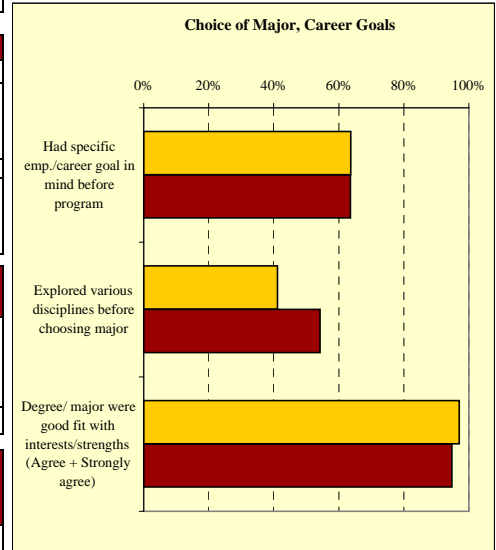
SPECIAL SECTION ON CAREER TRANSITIONS

34.	Prior to starting [program], what was your highest level of educational attainment?	11.0701		SFU	
	High School	29	85%	841	57%
	Trades Certificate or Diploma	1	3%	62	4%
	College - University transfer	2	6%	249	17%
	Some university - no degree obtained	-	0%	74	5%
	University Baccalaureate degree	2	6%	217	15%
	Graduate degree	-	0%	7	0%
	Other	-	0%	30	2%
	Total	34	100%	1,480	100%



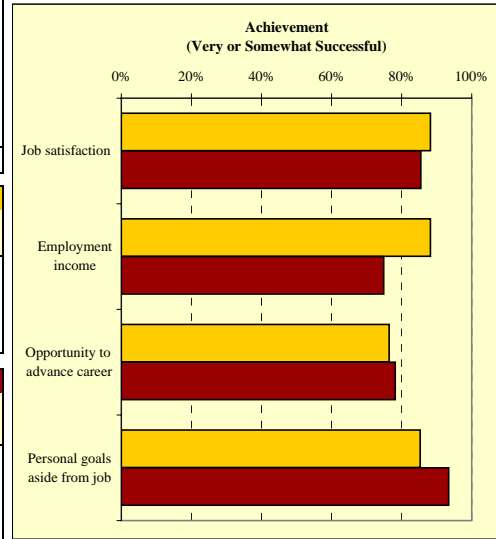
35.	Prior to starting [program], what best describes your employment background?	11.0701		SFU	
	I was happily employed in a chosen career	3	9%	218	15%
	I held one or more unsatisfying jobs	8	24%	457	31%
	I was never employed on a steady basis	12	35%	361	24%
	I held one or more satisfying jobs (but not a career)	2	6%	235	16%
	I was a student	9	26%	193	13%
	Other	-	0%	12	1%
	Total	34	100%	1,476	100%

36.	Deciding on career, university major:	11.0701		SFU	
	When I started [program], I had a specific career/employment goal in mind	21	64%*	915	64%*
	I explored a variety of disciplines at university before deciding/confirming choice of major	14	41%*	777	54%*



37.	Change in career/employment expectations:	11.0701		SFU	
	During Program:				
	Changed significantly	7	21%	330	22%
	Changed somewhat	14	41%	556	38%
	Did not change at all	13	38%	588	40%
	Since Graduation:				
	Changed significantly	4	12%	391	26%
	Changed somewhat	17	50%	567	38%
	Did not change at all	13	38%	519	35%

38.	Were your degree and major a good fit with your own interests and strengths?	11.0701		SFU	
	Strongly agree	14	41%	731	50%
	Agree	19	56%	668	45%
	Disagree	1	3%	65	4%
	Strongly disagree	-	0%	12	1%
	Total	34	100%	1,476	100%



39.	While completing [program], which of the following significantly influenced or shaped your career and program choices?	11.0701		SFU	
	Work experience during studies	19	35%	640	19%
	Work experience prior to studies	2	4%	424	13%
	Personal experiences	19	35%	1,006	30%
	Professors	9	16%	571	17%
	Other counselling or advice	-	0%	219	7%
	Study abroad	2	4%	86	3%
	Travel (not for study)	1	2%	274	8%
	Other	3	5%	124	4%
	Total	55	100%	3,344	100%

40.	How successful have you been in achieving the following:	11.0701				# Resp.
		Very successful	Somewhat successful	Not very successful	Not at all successful	
	Job satisfaction	38%	50%	12%	0%	34
	Employment income	32%	56%	12%	0%	34
	Opportunity to advance career	21%	56%	24%	0%	34
	Personal goals aside from job	21%	65%	15%	0%	34

41.	How successful have you been in achieving the following:	SFU				# Resp.
		Very successful	Somewhat successful	Not very successful	Not at all successful	
	Job satisfaction	45%	40%	10%	4%	1,449
	Employment income	28%	47%	18%	7%	1,448
	Opportunity to advance career	36%	42%	15%	6%	1,435
	Personal goals aside from job	47%	46%	6%	1%	1,469