

# B.C. University Student Outcomes 2003 Survey of 1998 Baccalaureate Graduates

Detailed Summary of Survey Results

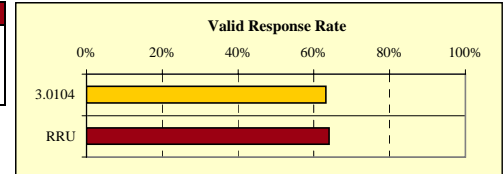
Royal Roads University

6 Digit CIP: 03.0104: Environmental Science.

■ RRU  
■ 03.0104

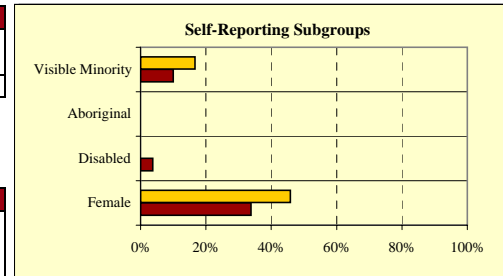
## RESPONSE RATE

1. Survey Response Rate:	03.0104	RRU		
1998 Baccalaureate Graduates Survey Cohort	40		134	
Net Frame	38		125	
Survey Respondents and Valid Response Rate	24	63%	80	64%



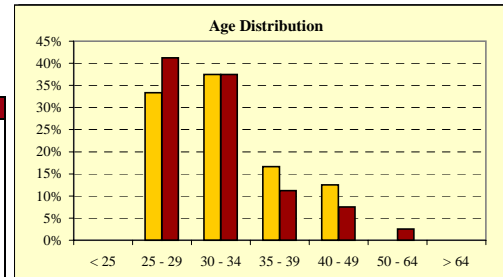
## DEMOGRAPHIC INFORMATION

2. Gender:	03.0104	RRU		
Male	13	54%	53	66%
Female	11	46%	27	34%
Total	24	100%	80	100%

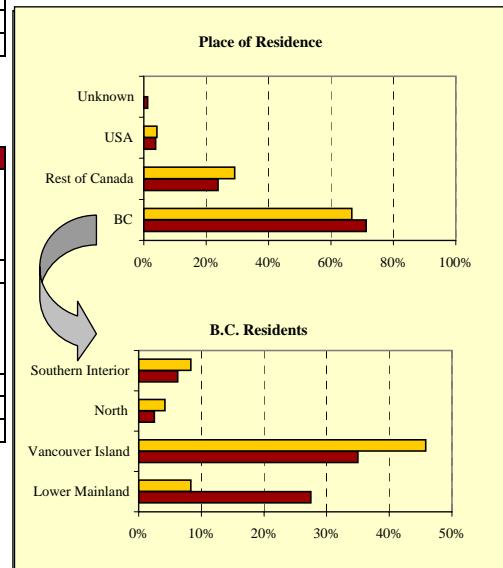


3. Self-Reporting Subgroups:	03.0104	RRU		
Disabled	-	0%	3	4%
Aboriginal	-	0%	-	0%
Visible Minority	4	17%	8	10%

4. Age (at time of survey):	03.0104	RRU		
< 25	-	0%	-	0%
25 to 29	8	33%	33	41%
30 to 34	9	38%	30	38%
35 to 39	4	17%	9	11%
40 to 49	3	13%	6	8%
50 to 64	-	0%	2	3%
> 64	-	0%	-	0%
Unknown	-	0%	-	0%
Total	24	100%	80	100%
Mean Age:	32.7		32.1	

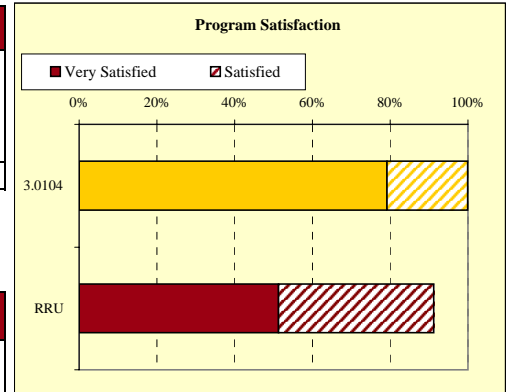


5. Place of Residence (at time of survey):	03.0104	RRU		
BC - Lower Mainland	2	8%	22	28%
BC - Vancouver Island	11	46%	28	35%
BC - North	1	4%	2	3%
BC - Southern Interior	2	8%	5	6%
BC Subtotal	16	67%	57	71%
Canada - Alberta	4	17%	12	15%
Canada - Ontario	2	8%	4	5%
Canada - Other	1	4%	3	4%
U.S.A.	1	4%	3	4%
Non-BC Subtotal	8	33%	22	28%
Unknown	-	0%	1	1%
Total	24	100%	80	100%

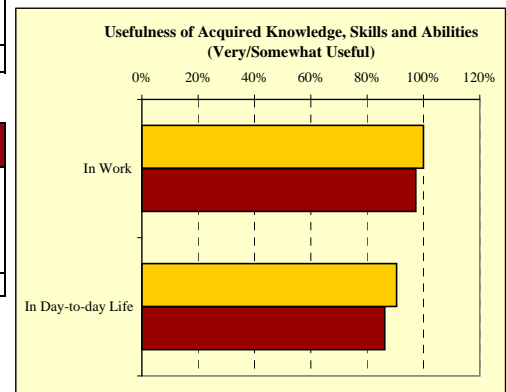


**EDUCATION EVALUATION**

8. Program Satisfaction:	03.0104		RRU	
Very Satisfied	19	79%	41	51%
Satisfied	5	21%	32	40%
Dissatisfied	-	0%	6	8%
Very Dissatisfied	-	0%	1	1%
Total	24	100%	80	100%

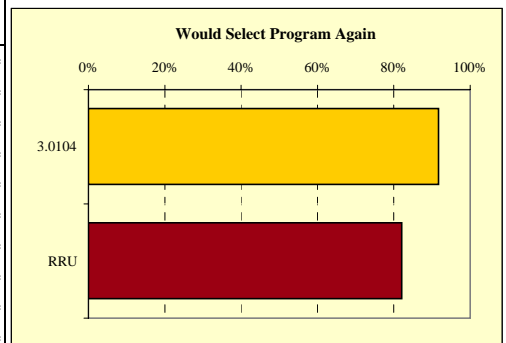


6. Usefulness of Knowledge, Skills, and Abilities Acquired at University in Work:	03.0104		RRU	
Very Useful	14	67%	32	44%
Somewhat Useful	7	33%	39	53%
Not Very Useful	-	0%	1	1%
Not at All Useful	-	0%	1	1%
Total	21	100%	73	100%



7. Usefulness of Knowledge, Skills, and Abilities Acquired at University in Day-to-day Life:	03.0104		RRU	
Very Useful	7	33%	18	25%
Somewhat Useful	12	57%	45	62%
Not Very Useful	1	5%	8	11%
Not at All Useful	1	5%	2	3%
Total	21	100%	73	100%

9. Would you select the same program again?	03.0104		RRU	
Yes	22	92%	64	82%
No, because . . . (multiple response question)	2		14	
. . . interests have changed	-	0%*	-	0%*
. . . courses were not practical	-	0%*	3	18%*
. . . little or no career opportunities	1	33%*	3	18%*
. . . not enough course variety	-	0%*	1	6%*
. . . skills acquired were not very useful	-	0%*	-	0%*
. . . courses were poorly taught	-	0%*	2	12%*
. . . program was too general	1	33%*	4	24%*
. . . did not agree with grading system	-	0%*	1	6%*
. . . did not like institution	-	0%*	-	0%*
. . . other	1	33%*	3	18%*



\* Percent of total responses, among those who would not take program again

Detailed Summary of Survey Results

Royal Roads University

6 Digit CIP: 03.0104: Environmental Science.

■ RRU  
■ 03.0104

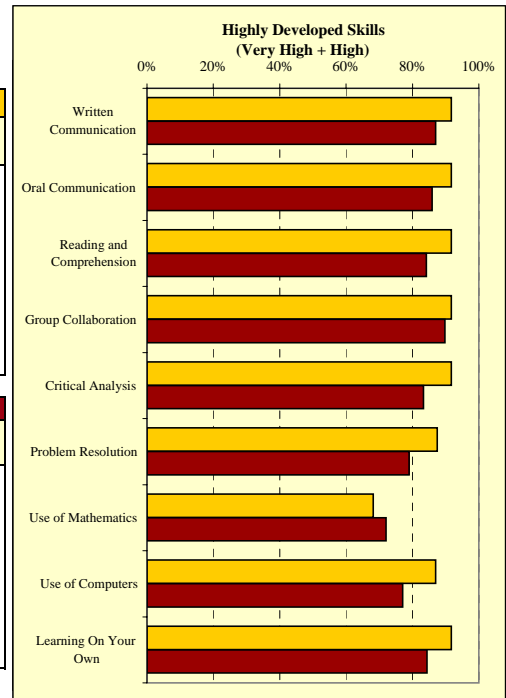
SKILL DEVELOPMENT

14a.

To what degree did university help you develop the following skills?	03.0104				# Resp.
	Very High	High	Low	Very Low	
Written Communication	71%	21%	8%	0%	24
Oral Communication	50%	42%	8%	0%	24
Reading and Comprehension	50%	42%	8%	0%	24
Group Collaboration	75%	17%	4%	4%	24
Critical Analysis	63%	29%	8%	0%	24
Problem Resolution	33%	54%	13%	0%	24
Use of Mathematics Appropriate to Field	36%	32%	32%	0%	22
Use of Computers Appropriate to Field	65%	22%	13%	0%	23
Learning On Your Own	71%	21%	0%	8%	24

14b.

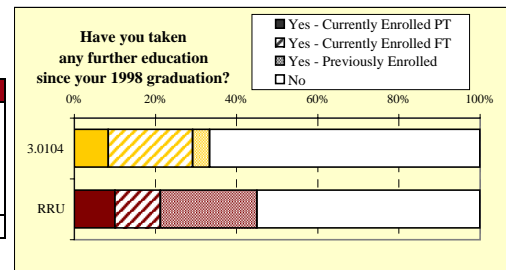
To what degree did university help you develop the following skills?	RRU				# Resp.
	Very High	High	Low	Very Low	
Written Communication	48%	39%	13%	0%	77
Oral Communication	38%	47%	14%	0%	78
Reading and Comprehension	29%	55%	14%	1%	76
Group Collaboration	60%	29%	9%	1%	78
Critical Analysis	44%	40%	14%	3%	78
Problem Resolution	30%	49%	18%	3%	76
Use of Mathematics Appropriate to Field	29%	43%	20%	8%	75
Use of Computers Appropriate to Field	45%	32%	20%	3%	74
Learning On Your Own	51%	34%	8%	8%	77



FURTHER EDUCATION

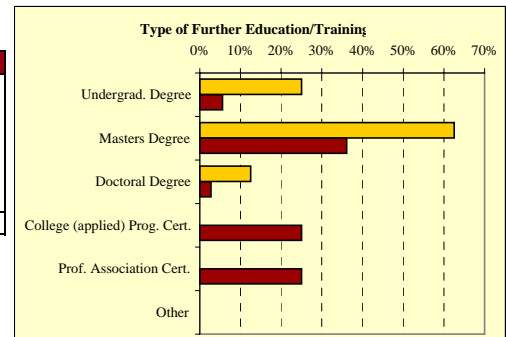
15.

Took further formal education since 1998 graduation	03.0104	RRU
Yes:	8	36
Not currently enrolled	1	19
Currently enrolled full-time	5	9
Currently enrolled part-time	2	8
No	16	44
Total	24	80



16.

Type of Formal Post-Secondary Education	03.0104	RRU
Undergraduate Degree	2	2
Masters Degree	5	13
Doctoral Degree	1	1
College (applied) Program Certification	-	9
Professional Association Certification	-	9
Other	-	-
Total Respondents	8	36

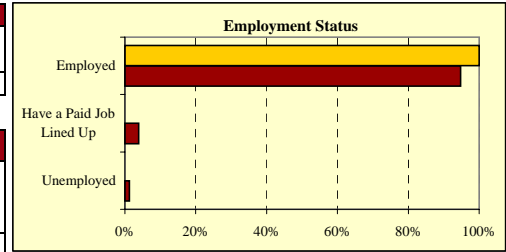


**Detailed Summary of Survey Results**  
**Royal Roads University**  
**6 Digit CIP: 03.0104: Environmental Science.**

■ RRU  
■ 03.0104

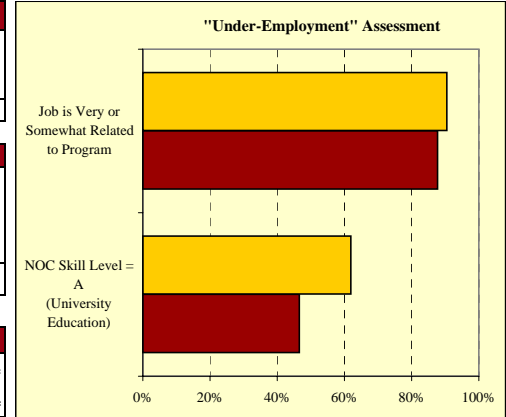
**EMPLOYMENT**

17. Labour Force Status:	03.0104	RRU
In Labour Force (working or seeking work)	21 88%	77 96%
Not in Labour Force	3 13%	3 4%
Grand Total	24 100%	80 100%



18. Employment Status of those IN Labour Force:	03.0104	RRU
Employed	21 100%	73 95%
Have a Paid Job Lined Up	- 0%	3 4%
Unemployed	- 0%	1 1%
Total Labour Force	21 100%	77 100%

19. Status of Graduates NOT in Labour Force:	03.0104	RRU
Attending School FT	2 67%	2 67%
Attending School PT	- 0%	- 0%
Other	1 33%	1 33%
Total NOT in Labour Force	3 100%	3 100%

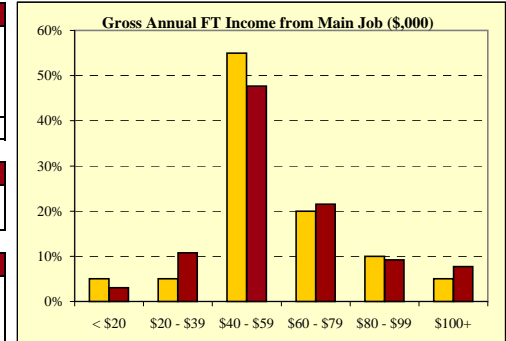


20. Employment Type:	03.0104	RRU
Paid worker	21 100%	64 88%
Self-employed	- 0%	7 10%
Both a paid worker and self-employed	- 0%	2 3%
Total Employed	21 100%	73 100%

21. Job Characteristics:	03.0104	RRU
I hold more than one job	1 5%*	9 12%*
My main job is full-time (>= 30 hours per week)	20 95%**	69 96%**

\* of total employed      \*\* of those who provided data on hours/week worked

22. How related is your main job to your program?	03.0104	RRU
Very Related	10 48%	28 38%
Somewhat Related	9 43%	36 49%
Not Very Related	1 5%	5 7%
Not At All Related	1 5%	4 5%
Total	21 100%	73 100%



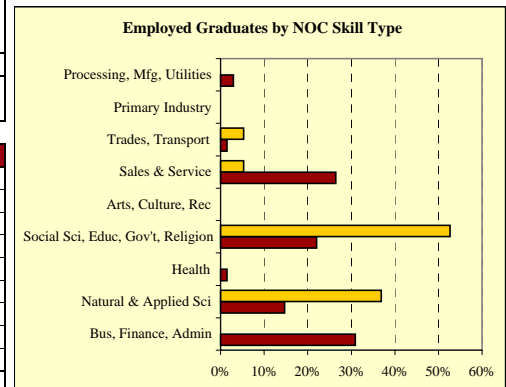
23. "Under-employment" Assessment:	03.0104	RRU
Job is very or somewhat related to program	19 90%	64 88%
NOC Skill Level = A (University Education)	13 62%	34 47%

\* of total valid responses

24. Gross Annual Income from Main Job:*	03.0104	RRU
Less than \$20,000	1 5%	2 3%
\$20,000 to \$39,999	1 5%	7 11%
\$40,000 to \$59,999	11 55%	31 48%
\$60,000 to \$79,999	4 20%	14 22%
\$80,000 to \$99,999	2 10%	6 9%
\$100,000 and Above	1 5%	5 8%
Total	20 100%	65 100%
Median Annual Income (full-time)	\$51,000	\$52,000
Average Annual Income (full-time)	\$57,059	\$66,281

\* where data provided

25. NOC Skill Type of Main Job:	03.0104	RRU
Business, Finance and Administration	- 0%	21 31%
Natural and Applied Sciences and Related	7 37%	10 15%
Health	- 0%	1 1%
Social Sciences, Educ., Gov't Services, Religion	10 53%	15 22%
Arts, Culture, Recreation and Sport	- 0%	- 0%
Sales and Service	1 5%	18 26%
Trades, Transport and Equip. Operators and Related	1 5%	1 1%
Unique to the Primary Industry	- 0%	- 0%
Unique to Processing, Manufacturing and Utilities	- 0%	2 3%
Total	19 100%	68 100%

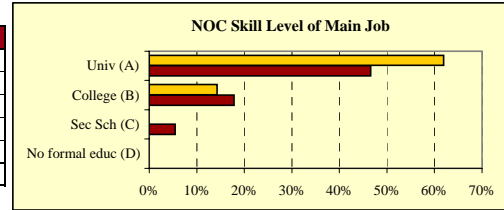


**Detailed Summary of Survey Results**  
**Royal Roads University**  
**6 Digit CIP: 03.0104: Environmental Science.**

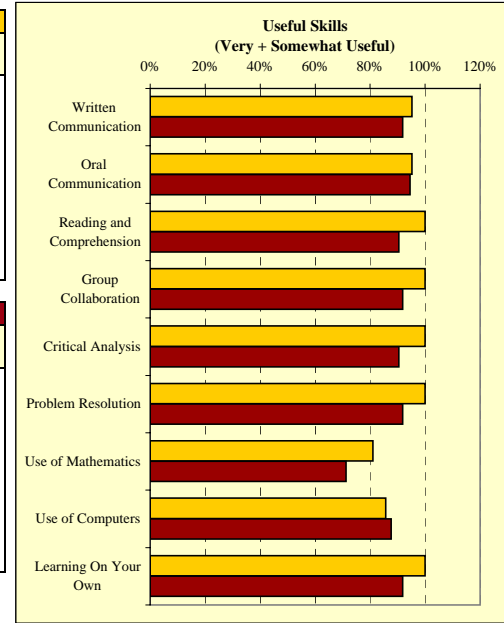
■ RRU  
 ■ 03.0104

**EMPLOYMENT, continued**

<b>NOC Skill Level of Main Job:</b>	<b>03.0104</b>		<b>RRU</b>	
A. University education	13	62%	34	47%
B. College education/trade apprenticeship	3	14%	13	18%
C. Secondary school + job-specific training	-	0%	4	5%
D. No formal education	-	0%	-	0%
No skill level assigned (management)	5	24%	22	30%
<b>Total</b>	<b>21</b>	<b>100%</b>	<b>73</b>	<b>100%</b>



<b>How useful are the following skills and abilities in doing your main job?</b>	<b>03.0104</b>				
	Very Useful	Somewhat Useful	Not Very Useful	Not at all Useful	# Resp.
Written Communication	90%	5%	0%	5%	21
Oral Communication	86%	10%	5%	0%	21
Reading and Comprehension	76%	24%	0%	0%	21
Group Collaboration	86%	14%	0%	0%	21
Critical Analysis	95%	5%	0%	0%	21
Problem Resolution	90%	10%	0%	0%	21
Use of Mathematics Appropriate to Field	43%	38%	14%	5%	21
Use of Computers Appropriate to Field	76%	10%	10%	5%	21
Learning On Your Own	76%	24%	0%	0%	21



<b>How useful are the following skills and abilities in doing your main job?</b>	<b>RRU</b>				
	Very Useful	Somewhat Useful	Not Very Useful	Not at all Useful	# Resp.
Written Communication	75%	16%	5%	3%	73
Oral Communication	73%	22%	5%	0%	73
Reading and Comprehension	67%	23%	7%	3%	73
Group Collaboration	71%	21%	4%	4%	73
Critical Analysis	74%	16%	4%	5%	73
Problem Resolution	71%	21%	5%	3%	73
Use of Mathematics Appropriate to Field	40%	32%	22%	7%	73
Use of Computers Appropriate to Field	67%	21%	8%	4%	73
Learning On Your Own	67%	25%	3%	5%	73

<b>Top 10 Full-time Occupations of 3.0104 Graduates:</b>			<b>03.0104</b>	
NOC	NOC Skill Level Description		% Employed FT in this Occ.**	Median FT Salary
4161	A Natural/App Sci Policy Rschrs		38%	\$47,000
2121	A Biologists & Related Scientists		10%	\$58,750
*				
*				
*				
*				
*				
*				
*				

\*data not displayed where n < 2      \*\*percentages cited are of those for whom occupational data was provided, full-time and part-time

<b>Top 10 Full-time Occupations of Graduates from Royal Roads University:</b>			<b>RRU</b>	
NOC	NOC Skill Level Description		% Employed FT in this Occ.**	Median FT Salary
4161	A Natural/App Sci Policy Rschrs		11%	\$47,000
0611	N/A Sales, Marketing & Advrt Managers		7%	\$150,000
1122	A Oces in Bus Svcs to Mgmt		7%	\$43,000
1111	A Financial Auditors & Acnts		5%	\$39,000
6221	B Tech Sales Specialists, Wholesale		4%	\$75,000
1114	A Other Financial Officers		4%	\$50,000
0013	N/A Sr Mgrs-Finance, Comm & Business Srv		3%	\$140,000
6411	C Sales Reps, Wholesale Trade Non-Tech		3%	\$135,000
0911	N/A Manufacturing Managers		3%	\$77,000
0621	N/A Retail Trade Managers		3%	\$65,000

\*data not displayed where n < 2      \*\*percentages cited are of those for whom occupational data was provided, full-time and part-time

Detailed Summary of Survey Results

Royal Roads University

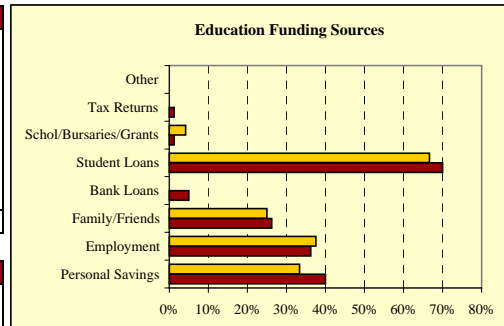
6 Digit CIP: 03.0104: Environmental Science.

■ RRU  
■ 03.0104

EDUCATION FINANCING

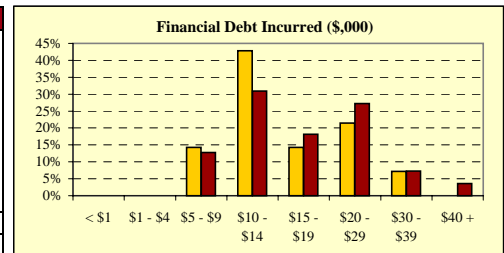
29. Education Funding Sources (2 sources per respondent):	03.0104	RRU
Personal Savings	8 33%*	32 40%*
Employment	9 38%*	29 36%*
Family/Friends	6 25%*	21 26%*
Bank Loans	- 0%*	4 5%*
Student Loans	16 67%*	56 70%*
Scholarships/Bursaries/Grants	1 4%*	1 1%*
Tax Returns	- 0%*	1 1%*
Other	- 0%*	- 0%*
<b>Total Respondents</b>	<b>24</b>	<b>80</b>

\* Percentage of respondents who identified this source



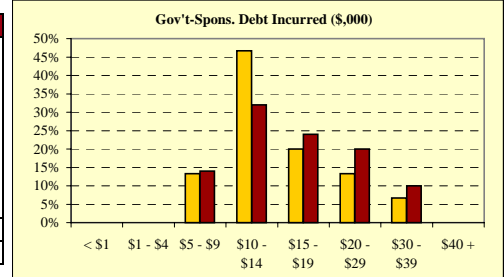
30. Financial Debt Incurred to Finance Univ. Education:	03.0104	RRU
Incurred any form of financial debt	14 58%*	55 69%*
Incurred government-sponsored student loan debt	15 63%*	50 63%*

\* Percentage of respondents who provided data



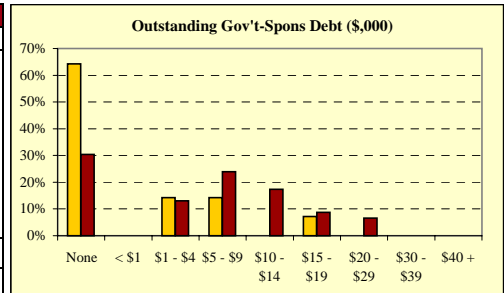
31. Financial Debt Amount:*	03.0104	RRU
< \$1,000	- 0%	- 0%
\$1,000 to \$4,999	- 0%	- 0%
\$5,000 to \$9,999	2 14%	7 13%
\$10,000 to \$14,999	6 43%	17 31%
\$15,000 to \$19,999	2 14%	10 18%
\$20,000 to \$29,999	3 21%	15 27%
\$30,000 to \$39,999	1 7%	4 7%
\$40,000 or More	- 0%	2 4%
<b>Total</b>	<b>14 100%</b>	<b>55 100%</b>
<b>Median Financial Debt</b>	<b>\$13,750</b>	<b>\$15,000</b>

\*includes only cases where financial debt was incurred



32. Government-Sponsored Student Loan Debt Amount:*	03.0104	RRU
< \$1,000	- 0%	- 0%
\$1,000 to \$4,999	- 0%	- 0%
\$5,000 to \$9,999	2 13%	7 14%
\$10,000 to \$14,999	7 47%	16 32%
\$15,000 to \$19,999	3 20%	12 24%
\$20,000 to \$29,999	2 13%	10 20%
\$30,000 to \$39,999	1 7%	5 10%
\$40,000 or More	- 0%	- 0%
<b>Total</b>	<b>15 100%</b>	<b>50 100%</b>
<b>Median Gov't-Sponsored Student Loan Debt</b>	<b>\$13,500</b>	<b>\$15,000</b>

\*includes only cases where government-sponsored debt was incurred

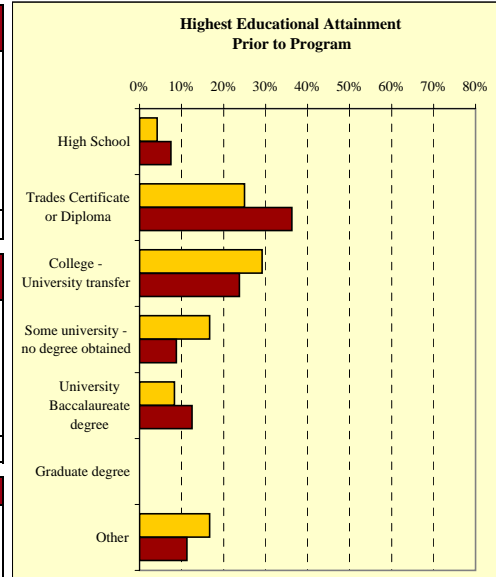


33. Outstanding Gov't-Sponsored Loan Debt Amount:*	03.0104	RRU
None - Loan repaid in full	9 64%	14 30%
< \$1,000	- 0%	- 0%
\$1,000 to \$4,999	2 14%	6 13%
\$5,000 to \$9,999	2 14%	11 24%
\$10,000 to \$14,999	- 0%	8 17%
\$15,000 to \$19,999	1 7%	4 9%
\$20,000 to \$29,999	- 0%	3 7%
\$30,000 to \$39,999	- 0%	- 0%
\$40,000 or More	- 0%	- 0%
<b>Total</b>	<b>14 100%</b>	<b>46 100%</b>
<b>Median Gov't-Sponsored Loan Debt Outstanding</b>	<b>\$0</b>	<b>\$5,000</b>

\*includes only cases where government-sponsored debt was incurred, and valid "amount remaining" was provided

SPECIAL SECTION ON CAREER TRANSITIONS

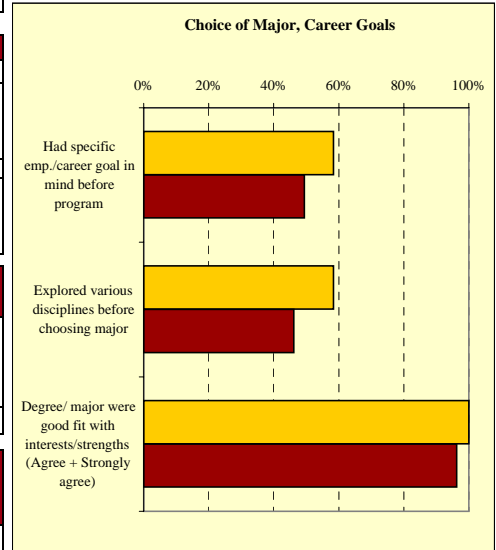
34. Prior to starting [program], what was your highest level of educational attainment?	03.0104		RRU	
High School	1	4%	6	8%
Trades Certificate or Diploma	6	25%	29	36%
College - University transfer	7	29%	19	24%
Some university - no degree obtained	4	17%	7	9%
University Baccalaureate degree	2	8%	10	13%
Graduate degree	-	0%	-	0%
Other	4	17%	9	11%
Total	24	100%	80	100%



35. Prior to starting [program], what best describes your employment background?	03.0104		RRU	
I was happily employed in a chosen career	5	21%	9	11%
I held one or more unsatisfying jobs	7	29%	29	37%
I was never employed on a steady basis	3	13%	12	15%
I held one or more satisfying jobs (but not a career)	4	17%	15	19%
I was a student	5	21%	14	18%
Other	-	0%	-	0%
Total	24	100%	79	100%

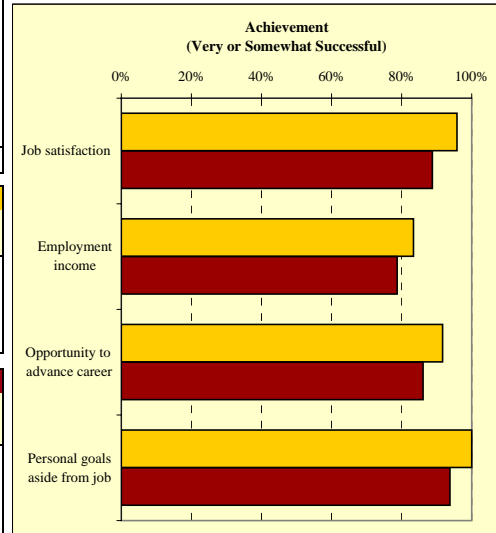
36. Deciding on career, university major:	03.0104		RRU	
When I started [program], I had a specific career/employment goal in mind	14	58%*	39	49%*
I explored a variety of disciplines at university before deciding/confirming choice of major	14	58%*	36	46%*

\*percentages are of respondents who answered "yes" or "no"



37. Change in career/employment expectations:	03.0104		RRU	
During Program:				
Changed significantly	5	21%	18	23%
Changed somewhat	9	38%	28	35%
Did not change at all	10	42%	34	43%
Since Graduation:				
Changed significantly	8	33%	28	35%
Changed somewhat	10	42%	33	41%
Did not change at all	6	25%	19	24%

38. Were your degree and major a good fit with your own interests and strengths?	03.0104		RRU	
Strongly agree	15	63%	39	49%
Agree	9	38%	38	48%
Disagree	-	0%	3	4%
Strongly disagree	-	0%	-	0%
Total	24	100%	80	100%



39. While completing [program], which of the following significantly influenced or shaped your career and program choices?	03.0104		RRU	
Work experience during studies	9	14%	17	9%
Work experience prior to studies	14	22%	39	20%
Personal experiences	17	27%	60	31%
Professors	10	16%	33	17%
Other counselling or advice	4	6%	15	8%
Study abroad	1	2%	4	2%
Travel (not for study)	6	10%	16	8%
Other	2	3%	8	4%
Total	63	100%	192	100%

40. How successful have you been in achieving the following:	03.0104				# Resp.
	Very successful	Somewhat successful	Not very successful	Not at all successful	
Job satisfaction	63%	33%	4%	0%	24
Employment income	58%	25%	17%	0%	24
Opportunity to advance career	67%	25%	8%	0%	24
Personal goals aside from job	71%	29%	0%	0%	24

41. How successful have you been in achieving the following:	RRU				# Resp.
	Very successful	Somewhat successful	Not very successful	Not at all successful	
Job satisfaction	53%	36%	8%	4%	80
Employment income	36%	43%	16%	5%	80
Opportunity to advance career	54%	32%	13%	1%	79
Personal goals aside from job	51%	43%	6%	0%	80