

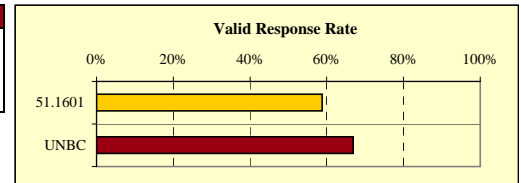
B.C. University Student Outcomes 2002 Survey of 2000 Baccalaureate Graduates

Detailed Summary of Survey Results
University of Northern British Columbia
6 Digit CIP: 51.1601: Nursing (R.N.Training)

UNBC
51.1601

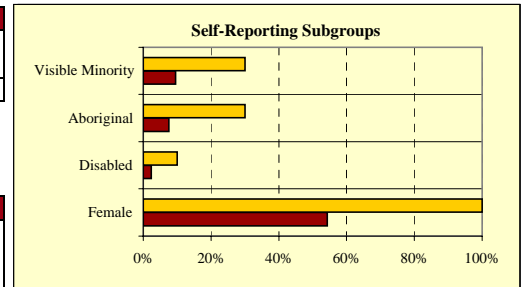
RESPONSE RATE

1. Survey Response Rate:	51.1601	UNBC	
2000 Baccalaureate Graduates Survey Cohort	18	464	
Net Frame	17	438	
Survey Respondents and Valid Response Rate	10	293	67%



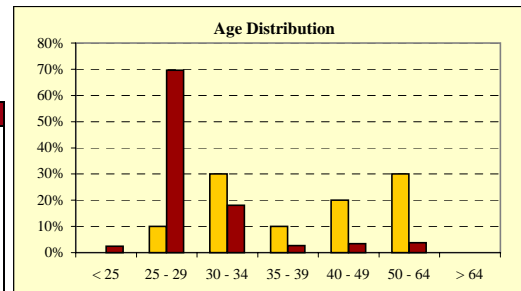
DEMOGRAPHIC INFORMATION

2. Gender:	51.1601	UNBC		
Male	-	0%	134	46%
Female	10	100%	159	54%
Total	10	100%	293	100%

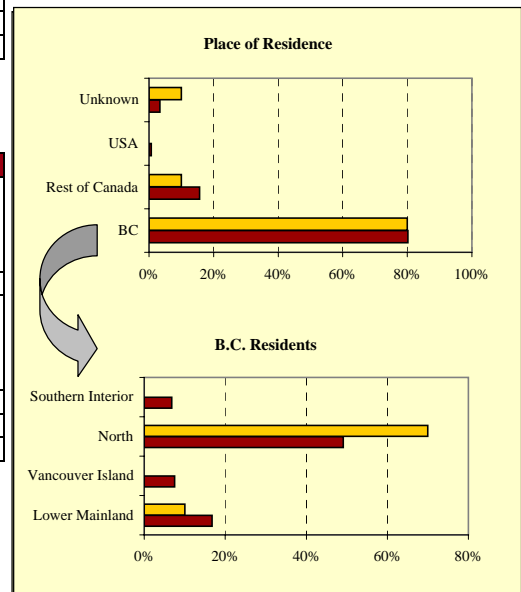


3. Self-Reporting Subgroups:	51.1601	UNBC		
Disabled	1	10%	7	2%
Aboriginal	3	30%	22	8%
Visible Minority	3	30%	28	10%

4. Age (at time of survey):	51.1601	UNBC		
< 25	-	0%	7	2%
25 to 29	1	10%	204	70%
30 to 34	3	30%	53	18%
35 to 39	1	10%	8	3%
40 to 49	2	20%	10	3%
50 to 64	3	30%	11	4%
> 64	-	0%	-	0%
Unknown	-	0%	-	0%
Total	10	100%	293	100%
Mean Age:	40.7		29.2	



5. Place of Residence (at time of survey):	51.1601	UNBC		
BC - Lower Mainland	1	10%	49	17%
BC - Vancouver Island	-	0%	22	8%
BC - North	7	70%	144	49%
BC - Southern Interior	-	0%	20	7%
BC Subtotal	8	80%	235	80%
Canada - Alberta	-	0%	22	8%
Canada - Ontario	-	0%	13	4%
Canada - Other	1	10%	11	4%
U.S.A.	-	0%	2	1%
Non-BC Subtotal	1	10%	48	16%
Unknown	1	10%	10	3%
Total	10	100%	293	100%

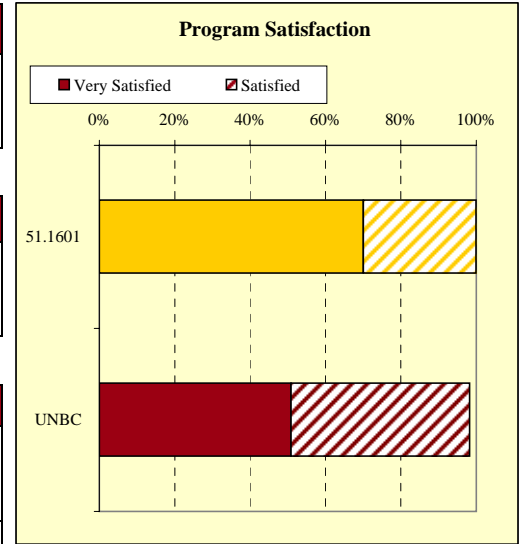


EDUCATION EVALUATION AND SKILL DEVELOPMENT

6. Usefulness of Knowledge, Skills, and Abilities Acquired at University in Work:	51.1601		UNBC	
Very Useful	9	90%	114	50%
Somewhat Useful	-	0%	96	42%
Not Very Useful	-	0%	13	6%
Not at All Useful	1	10%	7	3%

7. Usefulness of Knowledge, Skills, and Abilities Acquired at University in Day-to-day Life:	51.1601		UNBC	
Very Useful	3	30%	67	29%
Somewhat Useful	6	60%	143	62%
Not Very Useful	-	0%	19	8%
Not at All Useful	1	10%	2	1%

8. Program Satisfaction:	51.1601		UNBC	
Very Satisfied	7	70%	149	51%
Satisfied	3	30%	139	47%
Dissatisfied	-	0%	4	1%
Very Dissatisfied	-	0%	1	0%
Total	10	100%	293	100%



9. Would you select the same program again?	51.1601		UNBC	
Yes	9	90%	223	79%
No, because . . . (multiple response question)	1		60	
. . . interests have changed	-	0%*	11	14%*
. . . courses were not practical	-	0%*	10	13%*
. . . little or no career opportunities	-	0%*	27	35%*
. . . other	2	100%*	29	38%*

* Percent of total responses, among those who would not take program again

10. Quality of Instruction:	51.1601		UNBC	
Very Good	5	50%	114	39%
Good	5	50%	170	58%
Poor	-	0%	8	3%
Very Poor	-	0%	-	0%
Total	10	100%	292	100%

11. Comprehensiveness of Core Courses:	51.1601		UNBC	
Very Good	4	40%	81	29%
Good	6	60%	177	63%
Poor	-	0%	20	7%
Very Poor	-	0%	3	1%
Total	10	100%	281	100%

12. Course Availability:	51.1601		UNBC	
Encountered course availability problems	3	30%	136	46%

13. Degree Completion:	51.1601		UNBC	
Took longer than expected to complete degree	1	10%	125	43%
Top 4 reasons for prolonged degree completion (multiple response question):				
Personal or family reasons	-	0%*	8	5%*
Financial reasons / work	-	0%*	15	9%*
Change of major/program/specialization	-	0%*	10	6%*
Involvement in co-op program extended completion time	-	0%*	18	11%*
Other reason(s)	1	100%*	117	70%*

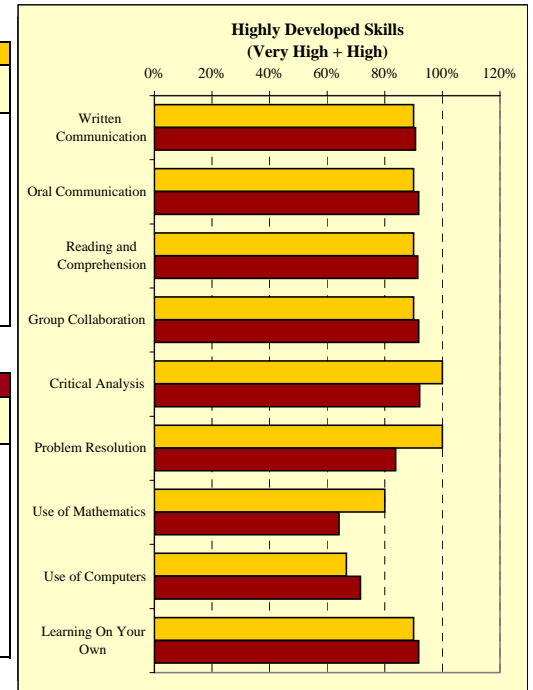
* Percent of total responses, among those who took longer than expected to complete degree



SKILL DEVELOPMENT

14a.

To what degree did university help you develop the following skills?	51.1601				
	Very High	High	Low	Very Low	# Resp.
	Written Communication	50%	40%	0%	10%
Oral Communication	60%	30%	0%	10%	10
Reading and Comprehension	70%	20%	0%	10%	10
Group Collaboration	60%	30%	0%	10%	10
Critical Analysis	60%	40%	0%	0%	10
Problem Resolution	40%	60%	0%	0%	10
Use of Mathematics Appropriate to Field	10%	70%	10%	10%	10
Use of Computers Appropriate to Field	22%	44%	33%	0%	9
Learning On Your Own	80%	10%	0%	10%	10



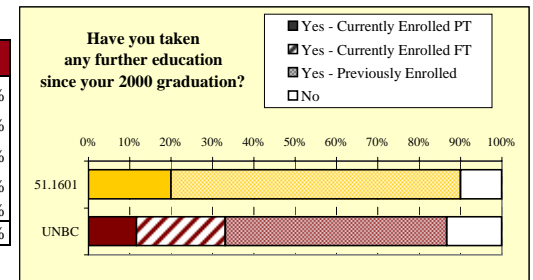
14b.

To what degree did university help you develop the following skills?	UNBC				
	Very High	High	Low	Very Low	# Resp.
	Written Communication	45%	46%	8%	2%
Oral Communication	40%	52%	8%	1%	291
Reading and Comprehension	41%	51%	7%	2%	291
Group Collaboration	38%	54%	7%	1%	291
Critical Analysis	50%	42%	6%	1%	293
Problem Resolution	25%	59%	16%	1%	290
Use of Mathematics Appropriate to Field	17%	47%	26%	10%	265
Use of Computers Appropriate to Field	23%	49%	24%	4%	281
Learning On Your Own	45%	47%	7%	1%	291

FURTHER EDUCATION

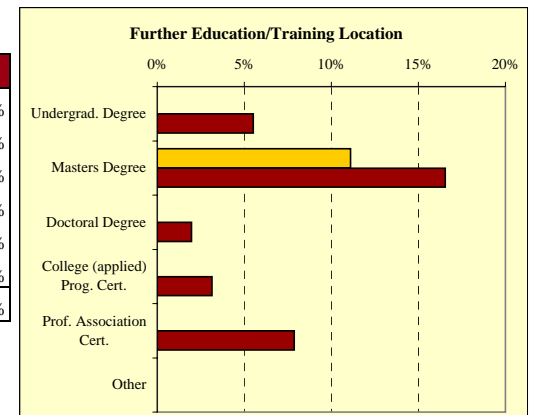
15. Took further education since 2000 graduation

	51.1601	UNBC
Yes:	9	254
Not currently enrolled	7	157
Currently enrolled full-time	-	63
Currently enrolled part-time	2	34
No	1	39
Total	10	293



16. Type of Formal Post-Secondary Education

	51.1601	UNBC
Undergraduate Degree	-	14
Masters Degree	1	42
Doctoral Degree	-	5
College (applied) Program Certification	-	8
Professional Association Certification	-	20
Other	-	-
Total Respondents	9	254

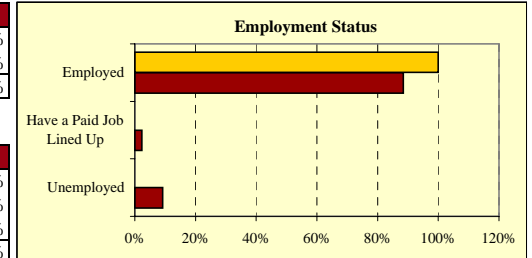


Detailed Summary of Survey Results
University of Northern British Columbia
6 Digit CIP: 51.1601: Nursing (R.N.Training)

■ UNBC
■ 51.1601

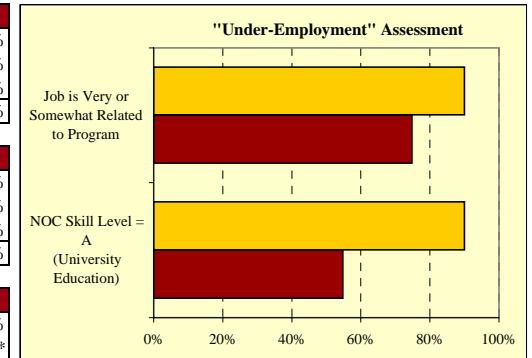
EMPLOYMENT

17. Labour Force Status:	51.1601	UNBC
In Labour Force (working or seeking work)	10 100%	261 89%
Not in Labour Force	- 0%	32 11%
Grand Total	10 100%	293 100%



18. Employment Status of those IN Labour Force:	51.1601	UNBC
Employed	10 100%	231 89%
Have a Paid Job Lined Up	- 0%	6 2%
Unemployed	- 0%	24 9%
Total Labour Force	10 100%	261 100%

19. Status of Graduates NOT in Labour Force:	51.1601	UNBC
Attending School FT	N/A	23 72%
Attending School PT	N/A	- 0%
Other	N/A	9 28%
Total NOT in Labour Force	-	32 100%

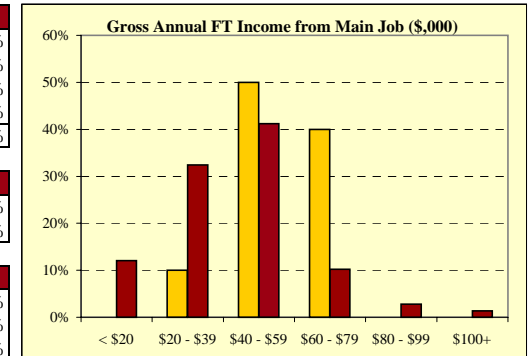


20. Employment Type:	51.1601	UNBC
Paid worker	10 100%	205 89%
Self-employed	- 0%	13 6%
Both a paid worker and self-employed	- 0%	13 6%
Total Employed	10 100%	231 100%

21. Job Characteristics:	51.1601	UNBC
I hold more than one job	4 40%*	41 18%
My main job is full-time (>= 30 hours per week)	9 90%**	190 83%*

* of total employed ** of those who provided data on hours/week worked

22. How related is your main job to your program?	51.1601	UNBC
Very Related	7 70%	104 45%
Somewhat Related	2 20%	68 30%
Not Very Related	1 10%	21 9%
Not At All Related	- 0%	37 16%
Total	10 100%	230 100%



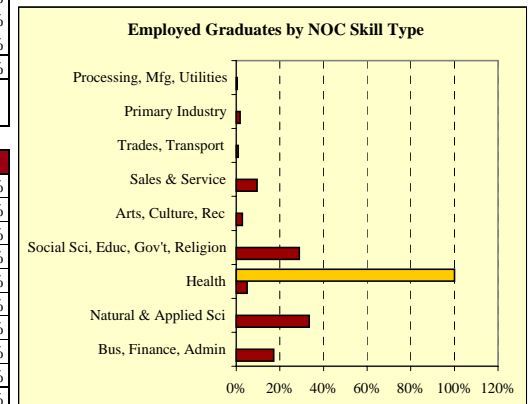
23. "Under-employment" Assessment:	51.1601	UNBC
Job is very or somewhat related to program	9 90%	172 75%
NOC Skill Level = A (University Education)	9 90%	121 55%

* of total valid responses

24. Gross Annual Income from Main Job:*	51.1601	UNBC
Less than \$20,000	- 0%	26 12%
\$20,000 to \$39,999	1 10%	70 32%
\$40,000 to \$59,999	5 50%	89 41%
\$60,000 to \$79,999	4 40%	22 10%
\$80,000 to \$99,999	- 0%	6 3%
\$100,000 and Above	- 0%	3 1%
Total	10 100%	216 100%
Median Annual Income (full-time)	\$56,000	\$42,950
Average Annual Income (full-time)	\$58,925	\$45,978

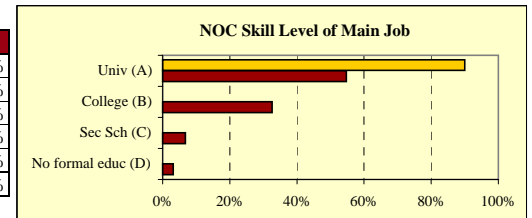
* where data provided

25. NOC Skill Type of Main Job:	51.1601	UNBC
Business, Finance and Administration	- 0%	38 17%
Natural and Applied Sciences and Related	- 0%	74 33%
Health	10 100%	11 5%
Social Sciences, Educ., Gov't Services, Religion	- 0%	64 29%
Arts, Culture, Recreation and Sport	- 0%	6 3%
Sales and Service	- 0%	21 10%
Trades, Transport and Equip. Operators and Related	- 0%	2 1%
Unique to the Primary Industry	- 0%	4 2%
Unique to Processing, Manufacturing and Utilities	- 0%	1 0%
Total	10 100%	221 100%

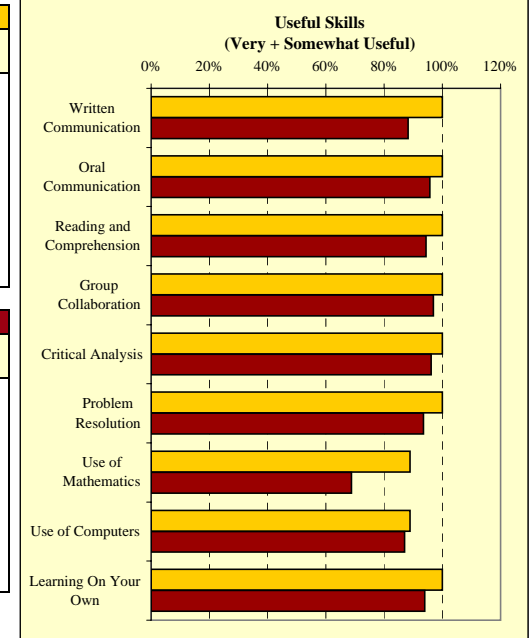


EMPLOYMENT, continued

26. NOC Skill Level of Main Job:	51.1601		UNBC	
A. University education	9	90%	121	55%
B. College education/trade apprenticeship	-	0%	72	33%
C. Secondary school + job-specific training	-	0%	15	7%
D. No formal education	-	0%	7	3%
No skill level assigned (management)	1	10%	6	3%
Total	10	100%	221	100%



27a. How useful are the following skills and abilities in doing your main job?	51.1601				
	Very Useful	Somewhat Useful	Not Very Useful	Not at all Useful	# Resp.
Written Communication	90%	10%	0%	0%	10
Oral Communication	90%	10%	0%	0%	10
Reading and Comprehension	90%	10%	0%	0%	10
Group Collaboration	100%	0%	0%	0%	10
Critical Analysis	90%	10%	0%	0%	10
Problem Resolution	90%	10%	0%	0%	10
Use of Mathematics Appropriate to Field	22%	67%	0%	11%	9
Use of Computers Appropriate to Field	44%	44%	0%	11%	9
Learning On Your Own	100%	0%	0%	0%	10



27b. How useful are the following skills and abilities in doing your main job?	UNBC				
	Very Useful	Somewhat Useful	Not Very Useful	Not at all Useful	# Resp.
Written Communication	67%	21%	7%	5%	229
Oral Communication	72%	23%	3%	2%	231
Reading and Comprehension	69%	26%	3%	1%	230
Group Collaboration	78%	19%	3%	0%	231
Critical Analysis	74%	23%	2%	2%	231
Problem Resolution	64%	29%	6%	1%	230
Use of Mathematics Appropriate to Field	33%	36%	18%	13%	215
Use of Computers Appropriate to Field	52%	35%	7%	6%	224
Learning On Your Own	70%	24%	3%	3%	230

28a. Top 10 Full-time Occupations of 51.1601 Graduates:			51.1601	
NOC	NOC Skill Level Description		% Employed FT in this Occ.**	Median FT Salary
3152	A Registered Nurses		60%	\$55,612
3151	A Head Nurses & Supervisors		20%	\$59,500
*				
*				
*				
*				
*				
*				
*				

*data not displayed where n < 2

**percentages cited are of those for whom occupational data was provided, full-time and part-time

28b. Top 10 Full-time Occupations of Graduates from University of Northern British Columbia:			UNBC	
NOC	NOC Skill Level Description		% Employed FT in this Occ.**	Median FT Salary
2122	A Forestry Professionals		8%	\$47,500
2223	B Forestry Technologists & Technicians		6%	\$45,000
4212	B Community & Social Srvc Workers		4%	\$35,200
1111	A Financial Auditors & Accnts		4%	\$51,000
2121	A Biologists & Related Scientists		4%	\$41,600
4141	A Secondary School Teachers		3%	\$36,950
1232	B Loan Officers		3%	\$36,250
3152	A Registered Nurses		3%	\$55,612
1114	A Other Financial Officers		2%	\$50,000
2174	A Computer Programmers/Interactive Media Developers		2%	\$51,500

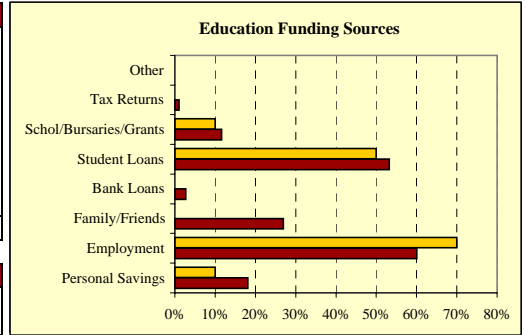
*data not displayed where n < 2

**percentages cited are of those for whom occupational data was provided, full-time and part-time

EDUCATION FINANCING

29. Education Funding Sources (2 sources per respondent):	51.1601		UNBC	
Personal Savings	1	10%*	53	18%*
Employment	7	70%*	176	60%*
Family/Friends	-	0%*	79	27%*
Bank Loans	-	0%*	8	3%*
Student Loans	5	50%*	156	53%*
Scholarships/Bursaries/Grants	1	10%*	34	12%*
Tax Returns	-	0%*	3	1%*
Other	-	0%*	-	0%*
Total Respondents	10		293	

* Percentage of respondents who identified this source

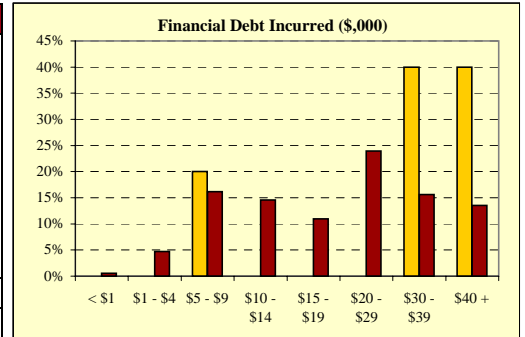


30. Financial Debt Incurred to Finance Univ. Education:	51.1601		UNBC	
Incurred any form of financial debt	5	50%*	192	66%
Incurred government-sponsored student loan debt	5	50%*	169	59%

* Percentage of respondents who provided data

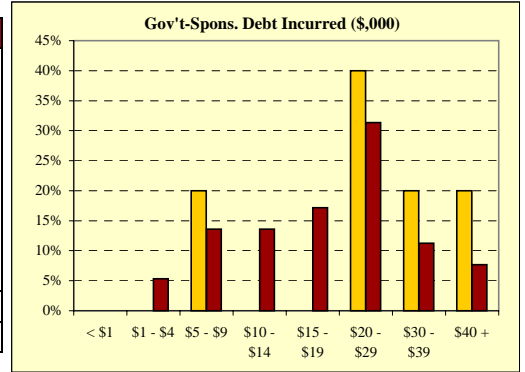
31. Financial Debt Amount:*	51.1601		UNBC	
< \$1,000	-	0%	1	1%
\$1,000 to \$4,999	-	0%	9	5%
\$5,000 to \$9,999	1	20%	31	16%
\$10,000 to \$14,999	-	0%	28	15%
\$15,000 to \$19,999	-	0%	21	11%
\$20,000 to \$29,999	-	0%	46	24%
\$30,000 to \$39,999	2	40%	30	16%
\$40,000 or More	2	40%	26	14%
Total	5	100%	192	100%
Median Financial Debt	\$37,000		\$20,000	

*includes only cases where financial debt was incurred



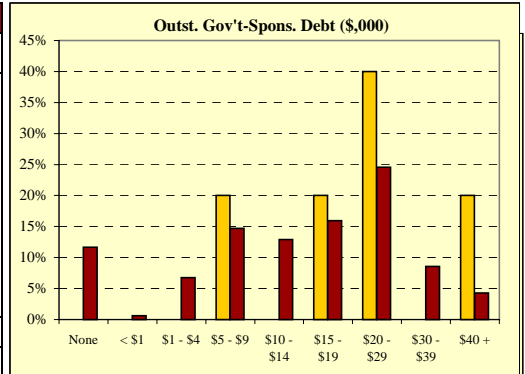
32. Government-Sponsored Student Loan Debt Amount:*	51.1601		UNBC	
< \$1,000	-	0%	-	0%
\$1,000 to \$4,999	-	0%	9	5%
\$5,000 to \$9,999	1	20%	23	14%
\$10,000 to \$14,999	-	0%	23	14%
\$15,000 to \$19,999	-	0%	29	17%
\$20,000 to \$29,999	2	40%	53	31%
\$30,000 to \$39,999	1	20%	19	11%
\$40,000 or More	1	20%	13	8%
Total	5	100%	169	100%
Median Gov't-Sponsored Student Loan Debt	\$27,000		\$20,000	

*includes only cases where government-sponsored debt was incurred



33. Outstanding Gov't-Sponsored Loan Debt Amount:*	51.1601		UNBC	
None - Loan repaid in full	-	0%	19	12%
< \$1,000	-	0%	1	1%
\$1,000 to \$4,999	-	0%	11	7%
\$5,000 to \$9,999	1	20%	24	15%
\$10,000 to \$14,999	-	0%	21	13%
\$15,000 to \$19,999	1	20%	26	16%
\$20,000 to \$29,999	2	40%	40	25%
\$30,000 to \$39,999	-	0%	14	9%
\$40,000 or More	1	20%	7	4%
Total	5	100%	163	100%
Median Gov't-Sponsored Loan Debt Outstanding	\$21,000		\$15,000	

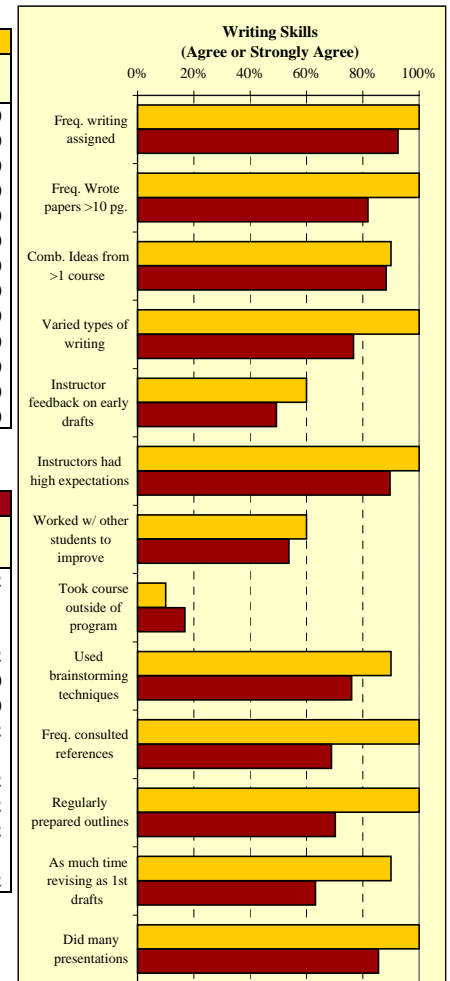
*includes only cases where government-sponsored debt was incurred, and valid "amount remaining" was provided



SPECIAL SECTION ON WRITING AND COMMUNICATION SKILLS

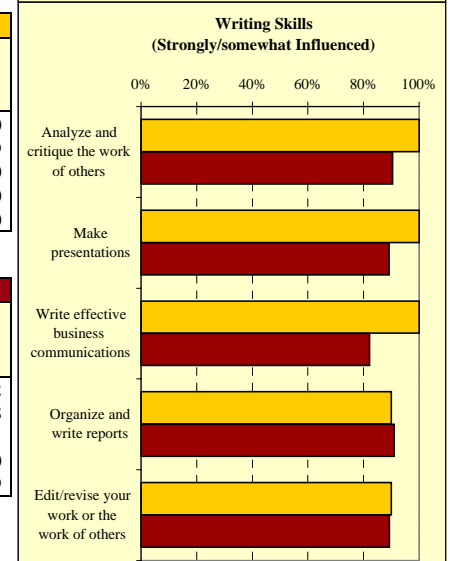
34a. To what extent do you agree or disagree with the following:	51.1601				# Resp.
	Strongly Agree	Agree	Disagree	Strongly Disagree	
Program included frequent writing assignments	90%	10%	0%	0%	10
Frequently wrote papers longer than 10 pages	80%	20%	0%	0%	10
Assignments combined ideas from >1 course	60%	30%	10%	0%	10
Assignments required varied types of writing	70%	30%	0%	0%	10
Instructors frequently commented on early drafts *	50%	10%	20%	20%	10
Instructors had high expectations *	100%	0%	0%	0%	10
Worked with other students to improve my writing	30%	30%	30%	10%	10
Took a writing course outside of my program	0%	10%	20%	70%	10
Learned & used techniques for coming up with ideas	40%	50%	10%	0%	10
Frequently consulted references on writing	60%	40%	0%	0%	10
Regularly prepared outlines prior to writing	50%	50%	0%	0%	10
Spent as much time revising as I did on first drafts	50%	40%	10%	0%	10
Was required to do many presentations	60%	40%	0%	0%	10

* "...with regard to my writing/writing assignments."



34b. To what extent do you agree or disagree with the following:	UNBC				# Resp.
	Strongly Agree	Agree	Disagree	Strongly Disagree	
Program included frequent writing assignments	68%	24%	8%	0%	292
Frequently wrote papers longer than 10 pages	44%	38%	17%	1%	291
Assignments combined ideas from >1 course	44%	45%	11%	1%	291
Assignments required varied types of writing	33%	43%	21%	2%	292
Instructors frequently commented on early drafts *	15%	34%	38%	13%	290
Instructors had high expectations *	49%	41%	9%	1%	290
Worked with other students to improve my writing	21%	33%	29%	17%	292
Took a writing course outside of my program	10%	7%	23%	60%	291
Learned & used techniques for coming up with ideas	22%	54%	17%	7%	292
Frequently consulted references on writing	28%	40%	22%	10%	292
Regularly prepared outlines prior to writing	39%	31%	22%	8%	292
Spent as much time revising as I did on first drafts	23%	40%	29%	8%	291
Was required to do many presentations	46%	39%	14%	0%	292

* "...with regard to my writing/writing assignments."



35a. To what extent have the writing and communication skills you gained in university positively influenced your ability to:	51.1601				# Resp.
	Strongly Influenced	Somewhat Influenced	Barely Influenced	Not at all Influenced	
Analyze and critique the work of others	70%	30%	0%	0%	10
Make presentations	100%	0%	0%	0%	9
Write effective memos, emails and other business	60%	40%	0%	0%	10
Organize and write reports	70%	20%	0%	10%	10
Edit/revise your work or the work of others	70%	20%	0%	10%	10

35a. To what extent have the writing and communication skills you gained in university positively influenced your ability to:	UNBC				# Resp.
	Strongly Influenced	Somewhat Influenced	Barely Influenced	Not at all Influenced	
Analyze and critique the work of others	42%	49%	8%	1%	292
Make presentations	58%	31%	9%	2%	288
Write effective memos, emails and other business	36%	46%	13%	5%	291
Organize and write reports	54%	37%	7%	2%	290
Edit/revise your work or the work of others	50%	39%	9%	2%	289