

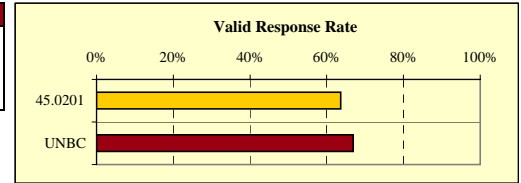
B.C. University Student Outcomes 2002 Survey of 2000 Baccalaureate Graduates

Detailed Summary of Survey Results
University of Northern British Columbia
6 Digit CIP: 45.0201: Anthropology

UNBC
45.0201

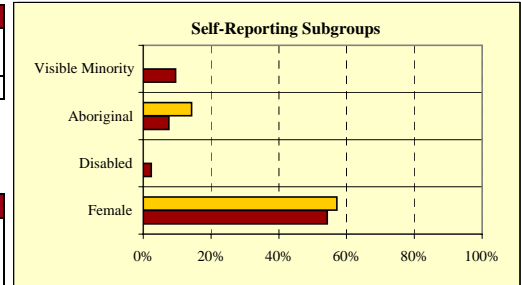
RESPONSE RATE

1. Survey Response Rate:	45.0201	UNBC		
2000 Baccalaureate Graduates Survey Cohort	11		464	
Net Frame	11		438	
Survey Respondents and Valid Response Rate	7	64%	293	67%



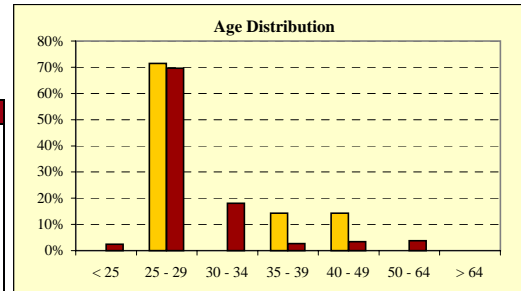
DEMOGRAPHIC INFORMATION

2. Gender:	45.0201	UNBC		
Male	3	43%	134	46%
Female	4	57%	159	54%
Total	7	100%	293	100%

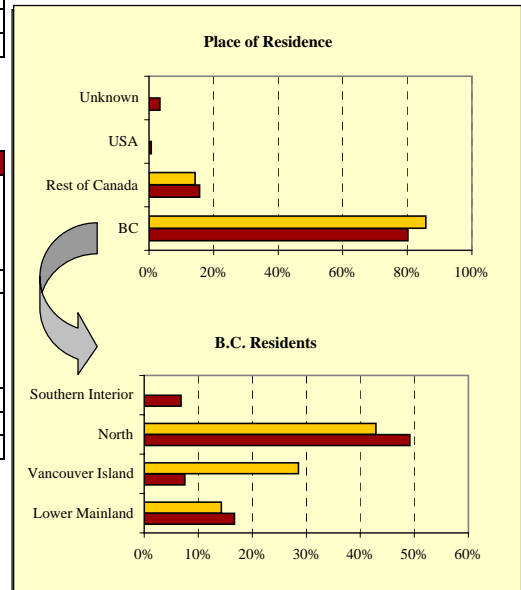


3. Self-Reporting Subgroups:	45.0201	UNBC		
Disabled	-	0%	7	2%
Aboriginal	1	14%	22	8%
Visible Minority	-	0%	28	10%

4. Age (at time of survey):	45.0201	UNBC		
< 25	-	0%	7	2%
25 to 29	5	71%	204	70%
30 to 34	-	0%	53	18%
35 to 39	1	14%	8	3%
40 to 49	1	14%	10	3%
50 to 64	-	0%	11	4%
> 64	-	0%	-	0%
Unknown	-	0%	-	0%
Total	7	100%	293	100%
Mean Age:	30.7		29.2	



5. Place of Residence (at time of survey):	45.0201	UNBC		
BC - Lower Mainland	1	14%	49	17%
BC - Vancouver Island	2	29%	22	8%
BC - North	3	43%	144	49%
BC - Southern Interior	-	0%	20	7%
BC Subtotal	6	86%	235	80%
Canada - Alberta	-	0%	22	8%
Canada - Ontario	1	14%	13	4%
Canada - Other	-	0%	11	4%
U.S.A.	-	0%	2	1%
Non-BC Subtotal	1	14%	48	16%
Unknown	-	0%	10	3%
Total	7	100%	293	100%

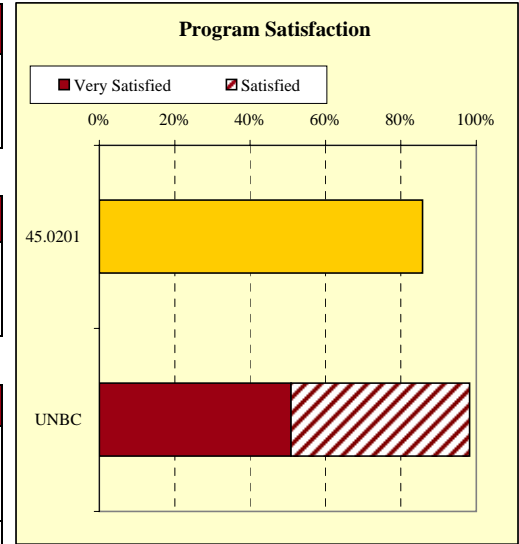


EDUCATION EVALUATION AND SKILL DEVELOPMENT

6. Usefulness of Knowledge, Skills, and Abilities Acquired at University in Work:	45.0201		UNBC	
Very Useful	2	33%	114	50%
Somewhat Useful	2	33%	96	42%
Not Very Useful	2	33%	13	6%
Not at All Useful	-	0%	7	3%

7. Usefulness of Knowledge, Skills, and Abilities Acquired at University in Day-to-day Life:	45.0201		UNBC	
Very Useful	1	17%	67	29%
Somewhat Useful	5	83%	143	62%
Not Very Useful	-	0%	19	8%
Not at All Useful	-	0%	2	1%

8. Program Satisfaction:	45.0201		UNBC	
Very Satisfied	6	86%	149	51%
Satisfied	-	0%	139	47%
Dissatisfied	-	0%	4	1%
Very Dissatisfied	1	14%	1	0%
Total	7	100%	293	100%



9. Would you select the same program again?	45.0201		UNBC	
Yes	6	86%	223	79%
No, because . . . (multiple response question)	1		60	
. . . interests have changed	1	100%*	11	14%*
. . . courses were not practical	-	0%*	10	13%*
. . . little or no career opportunities	-	0%*	27	35%*
. . . other	-	0%*	29	38%*

* Percent of total responses, among those who would not take program again



10. Quality of Instruction:	45.0201		UNBC	
Very Good	6	86%	114	39%
Good	1	14%	170	58%
Poor	-	0%	8	3%
Very Poor	-	0%	-	0%
Total	7	100%	292	100%

11. Comprehensiveness of Core Courses:	45.0201		UNBC	
Very Good	4	57%	81	29%
Good	3	43%	177	63%
Poor	-	0%	20	7%
Very Poor	-	0%	3	1%
Total	7	100%	281	100%

12. Course Availability:	45.0201		UNBC	
Encountered course availability problems	5	71%	136	46%

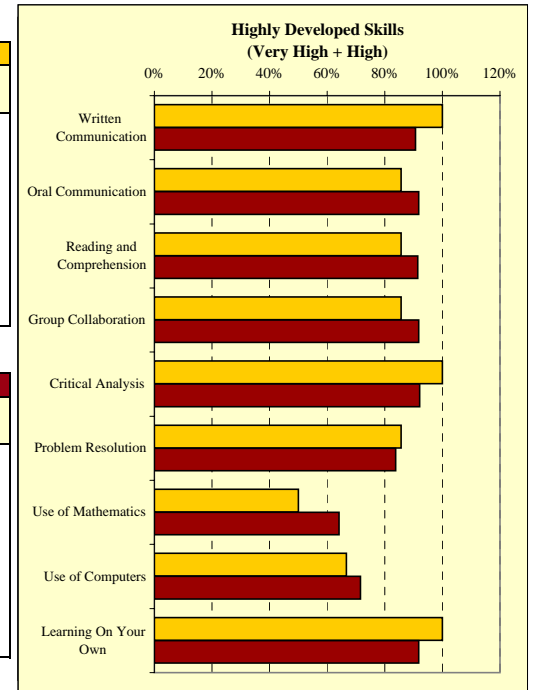
13. Degree Completion:	45.0201		UNBC	
Took longer than expected to complete degree	5	71%	125	43%
Top 4 reasons for prolonged degree completion (multiple response question):				
Personal or family reasons	-	0%*	8	5%*
Financial reasons / work	1	20%*	15	9%*
Change of major/program/specialization	-	0%*	10	6%*
Involvement in co-op program extended completion time	1	20%*	18	11%*
Other reason(s)	3	60%*	117	70%*

* Percent of total responses, among those who took longer than expected to complete degree

SKILL DEVELOPMENT

14a.

To what degree did university help you develop the following skills?	45.0201				
	Very High	High	Low	Very Low	# Resp.
	Written Communication	57%	43%	0%	0%
Oral Communication	57%	29%	14%	0%	7
Reading and Comprehension	43%	43%	14%	0%	7
Group Collaboration	57%	29%	14%	0%	7
Critical Analysis	57%	43%	0%	0%	7
Problem Resolution	43%	43%	14%	0%	7
Use of Mathematics Appropriate to Field	0%	50%	33%	17%	6
Use of Computers Appropriate to Field	0%	67%	33%	0%	6
Learning On Your Own	71%	29%	0%	0%	7



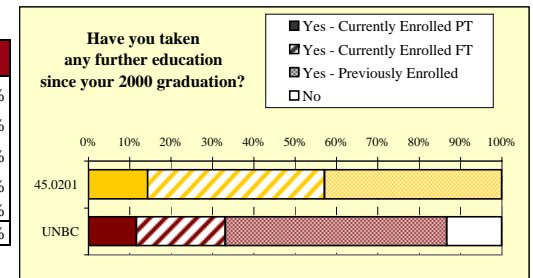
14b.

To what degree did university help you develop the following skills?	UNBC				
	Very High	High	Low	Very Low	# Resp.
	Written Communication	45%	46%	8%	2%
Oral Communication	40%	52%	8%	1%	291
Reading and Comprehension	41%	51%	7%	2%	291
Group Collaboration	38%	54%	7%	1%	291
Critical Analysis	50%	42%	6%	1%	293
Problem Resolution	25%	59%	16%	1%	290
Use of Mathematics Appropriate to Field	17%	47%	26%	10%	265
Use of Computers Appropriate to Field	23%	49%	24%	4%	281
Learning On Your Own	45%	47%	7%	1%	291

FURTHER EDUCATION

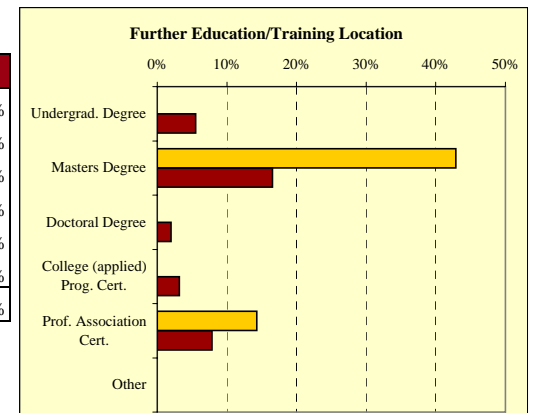
15. Took further education since 2000 graduation

	45.0201	UNBC
Yes:	7	254
Not currently enrolled	3	157
Currently enrolled full-time	3	63
Currently enrolled part-time	1	34
No	-	39
Total	7	293



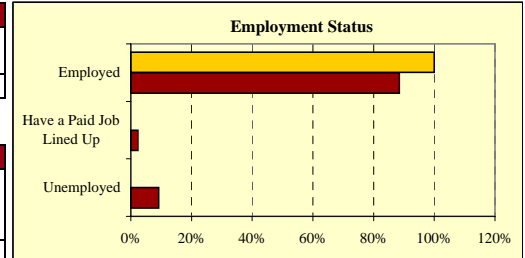
16. Type of Formal Post-Secondary Education

	45.0201	UNBC
Undergraduate Degree	-	14
Masters Degree	3	42
Doctoral Degree	-	5
College (applied) Program Certification	-	8
Professional Association Certification	1	20
Other	-	-
Total Respondents	7	254



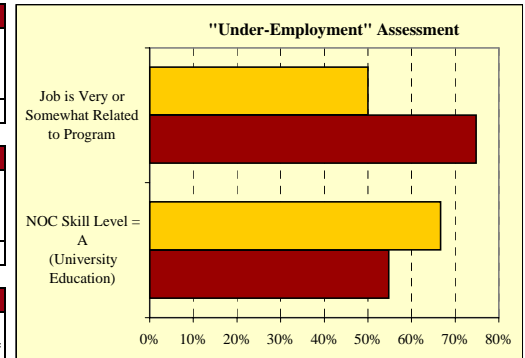
EMPLOYMENT

17. Labour Force Status:	45.0201		UNBC	
In Labour Force (working or seeking work)	6	86%	261	89%
Not in Labour Force	1	14%	32	11%
Grand Total	7	100%	293	100%



18. Employment Status of those IN Labour Force:	45.0201		UNBC	
Employed	6	100%	231	89%
Have a Paid Job Lined Up	-	0%	6	2%
Unemployed	-	0%	24	9%
Total Labour Force	6	100%	261	100%

19. Status of Graduates NOT in Labour Force:	45.0201		UNBC	
Attending School FT	1	100%	23	72%
Attending School PT	-	0%	-	0%
Other	-	0%	9	28%
Total NOT in Labour Force	1	100%	32	100%

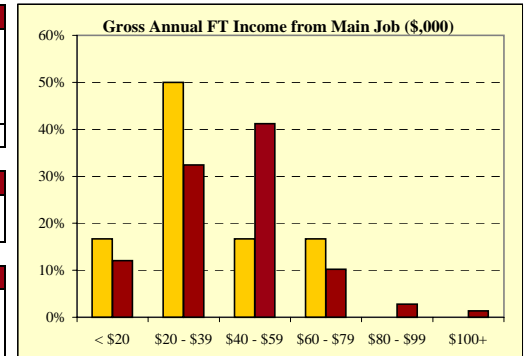


20. Employment Type:	45.0201		UNBC	
Paid worker	5	83%	205	89%
Self-employed	1	17%	13	6%
Both a paid worker and self-employed	-	0%	13	6%
Total Employed	6	100%	231	100%

21. Job Characteristics:	45.0201		UNBC	
I hold more than one job	1	17%*	41	18%
My main job is full-time (>= 30 hours per week)	4	67%**	190	83%**

* of total employed ** of those who provided data on hours/week worked

22. How related is your main job to your program?	45.0201		UNBC	
Very Related	2	33%	104	45%
Somewhat Related	1	17%	68	30%
Not Very Related	1	17%	21	9%
Not At All Related	2	33%	37	16%
Total	6	100%	230	100%



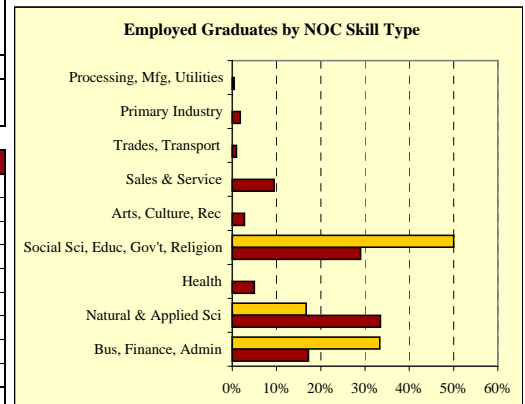
23. "Under-employment" Assessment:	45.0201		UNBC	
Job is very or somewhat related to program	3	50%	172	75%
NOC Skill Level = A (University Education)	4	67%	121	55%

* of total valid responses

24. Gross Annual Income from Main Job:*	45.0201		UNBC	
Less than \$20,000	1	17%	26	12%
\$20,000 to \$39,999	3	50%	70	32%
\$40,000 to \$59,999	1	17%	89	41%
\$60,000 to \$79,999	1	17%	22	10%
\$80,000 to \$99,999	-	0%	6	3%
\$100,000 and Above	-	0%	3	1%
Total	6	100%	216	100%
Median Annual Income (full-time)			\$36,900	\$42,950
Average Annual Income (full-time)			\$42,200	\$45,978

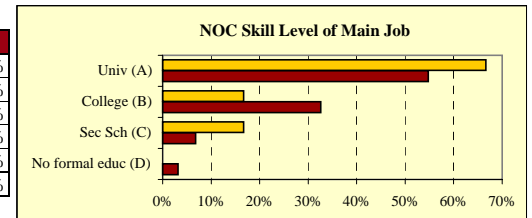
* where data provided

25. NOC Skill Type of Main Job:	45.0201		UNBC	
Business, Finance and Administration	2	33%	38	17%
Natural and Applied Sciences and Related	1	17%	74	33%
Health	-	0%	11	5%
Social Sciences, Educ., Gov't Services, Religion	3	50%	64	29%
Arts, Culture, Recreation and Sport	-	0%	6	3%
Sales and Service	-	0%	21	10%
Trades, Transport and Equip. Operators and Related	-	0%	2	1%
Unique to the Primary Industry	-	0%	4	2%
Unique to Processing, Manufacturing and Utilities	-	0%	1	0%
Total	6	100%	221	100%

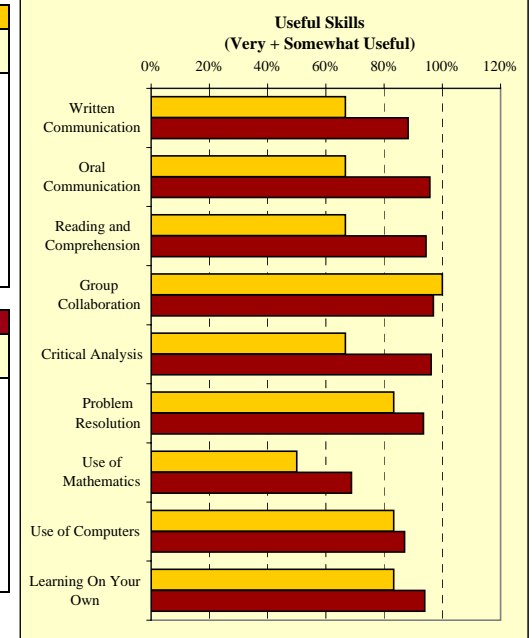


EMPLOYMENT, continued

26. NOC Skill Level of Main Job:	45.0201		UNBC	
A. University education	4	67%	121	55%
B. College education/trade apprenticeship	1	17%	72	33%
C. Secondary school + job-specific training	1	17%	15	7%
D. No formal education	-	0%	7	3%
No skill level assigned (management)	-	0%	6	3%
Total	6	100%	221	100%



27a. How useful are the following skills and abilities in doing your main job?	45.0201				
	Very Useful	Somewhat Useful	Not Very Useful	Not at all Useful	# Resp.
Written Communication	50%	17%	0%	33%	6
Oral Communication	67%	0%	0%	33%	6
Reading and Comprehension	33%	33%	0%	29%	6
Group Collaboration	83%	17%	0%	0%	6
Critical Analysis	50%	17%	17%	17%	6
Problem Resolution	50%	33%	17%	0%	6
Use of Mathematics Appropriate to Field	17%	33%	33%	17%	6
Use of Computers Appropriate to Field	67%	17%	0%	17%	6
Learning On Your Own	83%	0%	0%	17%	6



27b. How useful are the following skills and abilities in doing your main job?	UNBC				
	Very Useful	Somewhat Useful	Not Very Useful	Not at all Useful	# Resp.
Written Communication	67%	21%	7%	5%	229
Oral Communication	72%	23%	3%	2%	231
Reading and Comprehension	69%	26%	3%	1%	230
Group Collaboration	78%	19%	3%	0%	231
Critical Analysis	74%	23%	2%	2%	231
Problem Resolution	64%	29%	6%	1%	230
Use of Mathematics Appropriate to Field	33%	36%	18%	13%	215
Use of Computers Appropriate to Field	52%	35%	7%	6%	224
Learning On Your Own	70%	24%	3%	3%	230

28a. Top 10 Full-time Occupations of 45.0201 Graduates:	45.0201		
NOC Skill Level Description	% Employed FT in this Occ.**	Median FT Salary	
4169 A Other Occs in Social Sciences, NEC	33%	\$49,400	
*			
*			
*			
*			
*			
*			
*			
*			
*			

*data not displayed where n < 2

**percentages cited are of those for whom occupational data was provided, full-time and part-time

28b. Top 10 Full-time Occupations of Graduates from University of Northern British Columbia:	UNBC		
NOC Skill Level Description	% Employed FT in this Occ.**	Median FT Salary	
2122 A Forestry Professionals	8%	\$47,500	
2223 B Forestry Technologists & Technicians	6%	\$45,000	
4212 B Community & Social Srvc Workers	4%	\$35,200	
1111 A Financial Auditors & Accnts	4%	\$51,000	
2121 A Biologists & Related Scientists	4%	\$41,600	
4141 A Secondary School Teachers	3%	\$36,950	
1232 B Loan Officers	3%	\$36,250	
3152 A Registered Nurses	3%	\$55,612	
1114 A Other Financial Officers	2%	\$50,000	
2174 A Computer Programmers/Interactive Media Developers	2%	\$51,500	

*data not displayed where n < 2

**percentages cited are of those for whom occupational data was provided, full-time and part-time

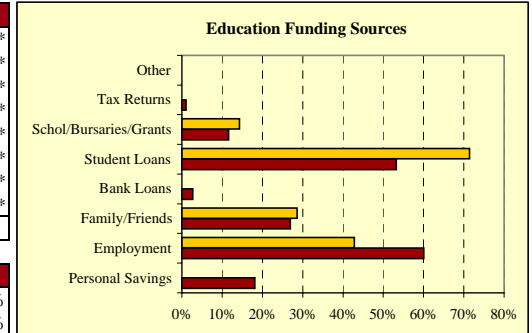
EDUCATION FINANCING

29. Education Funding Sources (2 sources per respondent):	45.0201		UNBC	
Personal Savings	-	0%*	53	18%*
Employment	3	43%*	176	60%*
Family/Friends	2	29%*	79	27%*
Bank Loans	-	0%*	8	3%*
Student Loans	5	71%*	156	53%*
Scholarships/Bursaries/Grants	1	14%*	34	12%*
Tax Returns	-	0%*	3	1%*
Other	-	0%*	-	0%*
Total Respondents	7		293	

* Percentage of respondents who identified this source

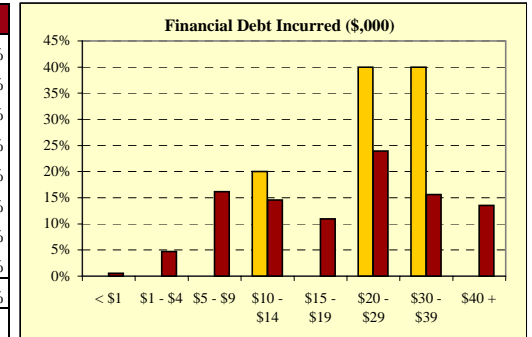
30. Financial Debt Incurred to Finance Univ. Education:	45.0201		UNBC	
Incurred any form of financial debt	5	71%*	192	66%
Incurred government-sponsored student loan debt	5	71%*	169	59%

* Percentage of respondents who provided data



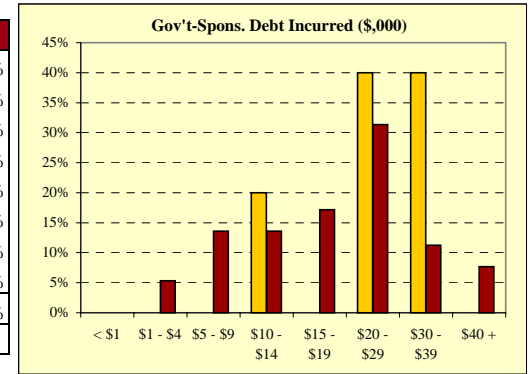
31. Financial Debt Amount:*	45.0201		UNBC	
< \$1,000	-	0%	1	1%
\$1,000 to \$4,999	-	0%	9	5%
\$5,000 to \$9,999	-	0%	31	16%
\$10,000 to \$14,999	1	20%	28	15%
\$15,000 to \$19,999	-	0%	21	11%
\$20,000 to \$29,999	2	40%	46	24%
\$30,000 to \$39,999	2	40%	30	16%
\$40,000 or More	-	0%	26	14%
Total	5	100%	192	100%
Median Financial Debt	\$27,000		\$20,000	

*includes only cases where financial debt was incurred



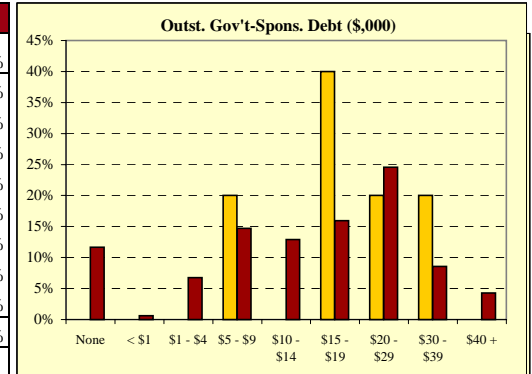
32. Government-Sponsored Student Loan Debt Amount:*	45.0201		UNBC	
< \$1,000	-	0%	-	0%
\$1,000 to \$4,999	-	0%	9	5%
\$5,000 to \$9,999	-	0%	23	14%
\$10,000 to \$14,999	1	20%	23	14%
\$15,000 to \$19,999	-	0%	29	17%
\$20,000 to \$29,999	2	40%	53	31%
\$30,000 to \$39,999	2	40%	19	11%
\$40,000 or More	-	0%	13	8%
Total	5	100%	169	100%
Median Gov't-Sponsored Student Loan Debt	\$27,000		\$20,000	

*includes only cases where government-sponsored debt was incurred



33. Outstanding Gov't-Sponsored Loan Debt Amount:*	45.0201		UNBC	
None - Loan repaid in full	-	0%	19	12%
< \$1,000	-	0%	1	1%
\$1,000 to \$4,999	-	0%	11	7%
\$5,000 to \$9,999	1	20%	24	15%
\$10,000 to \$14,999	-	0%	21	13%
\$15,000 to \$19,999	2	40%	26	16%
\$20,000 to \$29,999	1	20%	40	25%
\$30,000 to \$39,999	1	20%	14	9%
\$40,000 or More	-	0%	7	4%
Total	5	100%	163	100%
Median Gov't-Sponsored Loan Debt Outstanding	\$18,000		\$15,000	

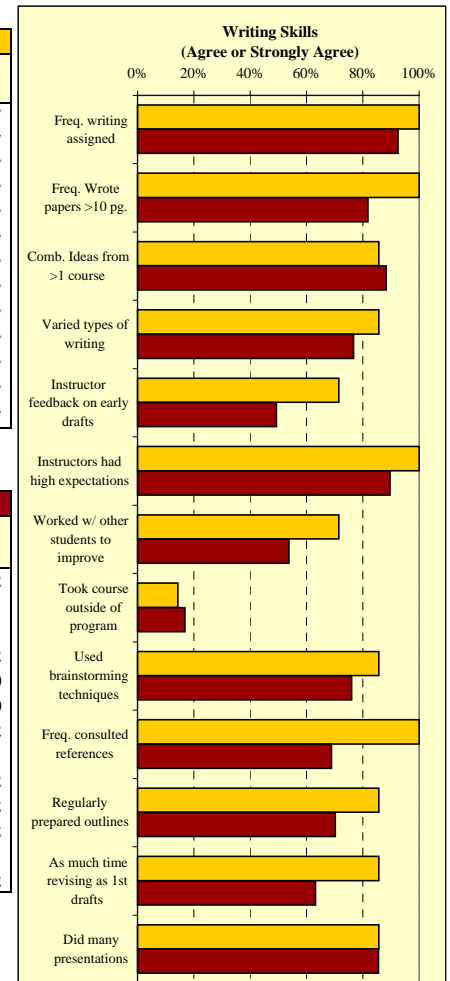
*includes only cases where government-sponsored debt was incurred, and valid "amount remaining" was provided



SPECIAL SECTION ON WRITING AND COMMUNICATION SKILLS

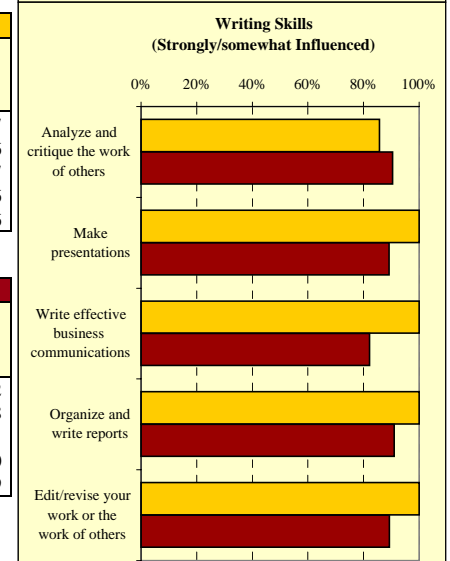
34a. To what extent do you agree or disagree with the following:	45.0201				
	Strongly Agree	Agree	Disagree	Strongly Disagree	# Resp.
Program included frequent writing assignments	71%	29%	0%	0%	7
Frequently wrote papers longer than 10 pages	86%	14%	0%	0%	7
Assignments combined ideas from >1 course	71%	14%	14%	0%	7
Assignments required varied types of writing	29%	57%	14%	0%	7
Instructors frequently commented on early drafts *	29%	43%	29%	0%	7
Instructors had high expectations *	100%	0%	0%	0%	7
Worked with other students to improve my writing	29%	43%	14%	14%	7
Took a writing course outside of my program	14%	0%	14%	71%	7
Learned & used techniques for coming up with ideas	71%	14%	14%	0%	7
Frequently consulted references on writing	43%	57%	0%	0%	7
Regularly prepared outlines prior to writing	43%	43%	14%	0%	7
Spent as much time revising as I did on first drafts	29%	57%	14%	0%	7
Was required to do many presentations	57%	29%	14%	0%	7

* "...with regard to my writing/writing assignments."



34b. To what extent do you agree or disagree with the following:	UNBC				
	Strongly Agree	Agree	Disagree	Strongly Disagree	# Resp.
Program included frequent writing assignments	68%	24%	8%	0%	292
Frequently wrote papers longer than 10 pages	44%	38%	17%	1%	291
Assignments combined ideas from >1 course	44%	45%	11%	1%	291
Assignments required varied types of writing	33%	43%	21%	2%	292
Instructors frequently commented on early drafts *	15%	34%	38%	13%	290
Instructors had high expectations *	49%	41%	9%	1%	290
Worked with other students to improve my writing	21%	33%	29%	17%	292
Took a writing course outside of my program	10%	7%	23%	60%	291
Learned & used techniques for coming up with ideas	22%	54%	17%	7%	292
Frequently consulted references on writing	28%	40%	22%	10%	292
Regularly prepared outlines prior to writing	39%	31%	22%	8%	292
Spent as much time revising as I did on first drafts	23%	40%	29%	8%	291
Was required to do many presentations	46%	39%	14%	0%	292

* "...with regard to my writing/writing assignments."



35a. To what extent have the writing and communication skills you gained in university positively influenced your ability to:	45.0201				
	Strongly Influenced	Somewhat Influenced	Barely Influenced	Not at all Influenced	# Resp.
Analyze and critique the work of others	57%	29%	0%	14%	7
Make presentations	50%	50%	0%	0%	6
Write effective memos, emails and other business	71%	29%	0%	0%	7
Organize and write reports	67%	33%	0%	0%	6
Edit/revise your work or the work of others	67%	33%	0%	0%	6

35a. To what extent have the writing and communication skills you gained in university positively influenced your ability to:	UNBC				
	Strongly Influenced	Somewhat Influenced	Barely Influenced	Not at all Influenced	# Resp.
Analyze and critique the work of others	42%	49%	8%	1%	292
Make presentations	58%	31%	9%	2%	288
Write effective memos, emails and other business	36%	46%	13%	5%	291
Organize and write reports	54%	37%	7%	2%	290
Edit/revise your work or the work of others	50%	39%	9%	2%	289