

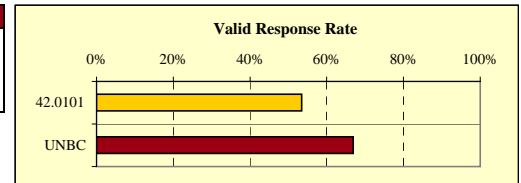
# B.C. University Student Outcomes 2002 Survey of 2000 Baccalaureate Graduates

Detailed Summary of Survey Results  
University of Northern British Columbia  
6 Digit CIP: 42.0101: Psychology, General

UNBC  
42.0101

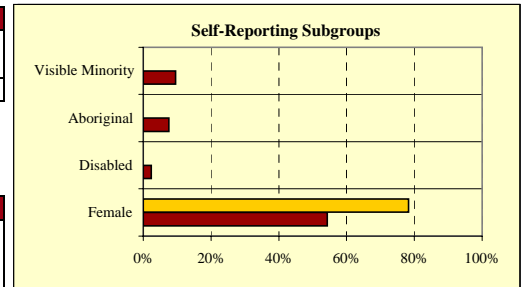
## RESPONSE RATE

1. Survey Response Rate:	42.0101	UNBC
2000 Baccalaureate Graduates Survey Cohort	45	464
Net Frame	43	438
Survey Respondents and Valid Response Rate	23	293
	53%	67%



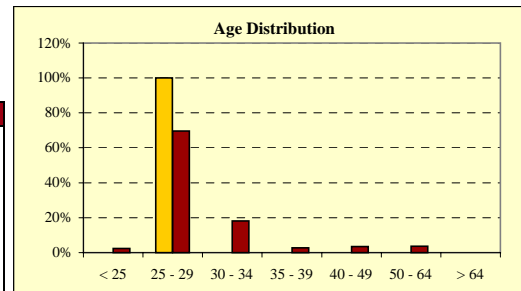
## DEMOGRAPHIC INFORMATION

2. Gender:	42.0101	UNBC
Male	5	134
Female	18	159
Total	23	293
	100%	100%

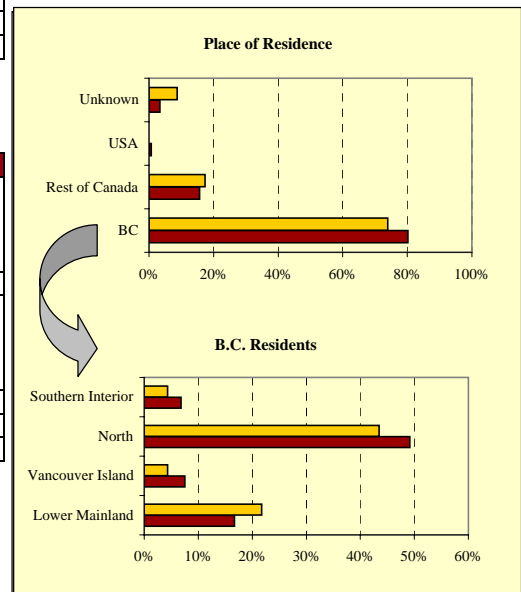


3. Self-Reporting Subgroups:	42.0101	UNBC
Disabled	-	7
Aboriginal	-	22
Visible Minority	-	28
	0%	2%
	0%	8%
	0%	10%

4. Age (at time of survey):	42.0101	UNBC
< 25	-	7
25 to 29	23	204
30 to 34	-	53
35 to 39	-	8
40 to 49	-	10
50 to 64	-	11
> 64	-	-
Unknown	-	-
Total	23	293
Mean Age:	26.6	29.2



5. Place of Residence (at time of survey):	42.0101	UNBC
BC - Lower Mainland	5	49
BC - Vancouver Island	1	22
BC - North	10	144
BC - Southern Interior	1	20
BC Subtotal	17	235
Canada - Alberta	2	22
Canada - Ontario	2	13
Canada - Other	-	11
U.S.A.	-	2
Non-BC Subtotal	4	48
Unknown	2	10
Total	23	293
	100%	100%

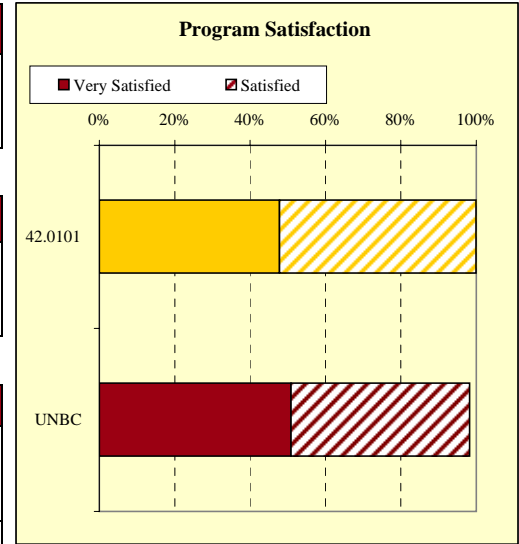


**EDUCATION EVALUATION AND SKILL DEVELOPMENT**

6. Usefulness of Knowledge, Skills, and Abilities Acquired at University in Work:	42.0101	UNBC
Very Useful	7 37%	114 50%
Somewhat Useful	9 47%	96 42%
Not Very Useful	2 11%	13 6%
Not at All Useful	1 5%	7 3%

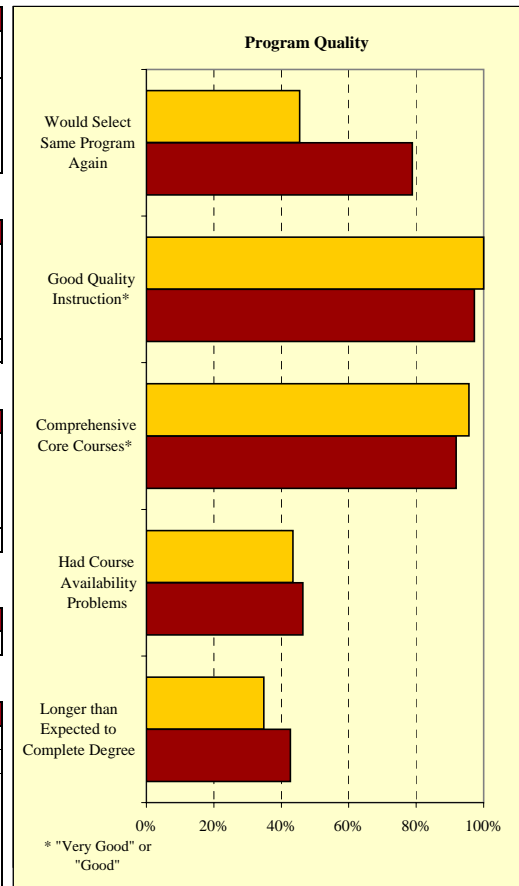
7. Usefulness of Knowledge, Skills, and Abilities Acquired at University in Day-to-day Life:	42.0101	UNBC
Very Useful	2 11%	67 29%
Somewhat Useful	16 84%	143 62%
Not Very Useful	1 5%	19 8%
Not at All Useful	- 0%	2 1%

8. Program Satisfaction:	42.0101	UNBC
Very Satisfied	11 48%	149 51%
Satisfied	12 52%	139 47%
Dissatisfied	- 0%	4 1%
Very Dissatisfied	- 0%	1 0%
Total	23 100%	293 100%



9. Would you select the same program again?	42.0101	UNBC
Yes	10 45%	223 79%
No, because . . . (multiple response question)	12	60
. . . interests have changed	1 7%*	11 14%*
. . . courses were not practical	3 20%*	10 13%*
. . . little or no career opportunities	10 67%*	27 35%*
. . . other	1 7%*	29 38%*

\* Percent of total responses, among those who would not take program again



10. Quality of Instruction:	42.0101	UNBC
Very Good	10 43%	114 39%
Good	13 57%	170 58%
Poor	- 0%	8 3%
Very Poor	- 0%	- 0%
Total	23 100%	292 100%

11. Comprehensiveness of Core Courses:	42.0101	UNBC
Very Good	9 39%	81 29%
Good	13 57%	177 63%
Poor	1 4%	20 7%
Very Poor	- 0%	3 1%
Total	23 100%	281 100%

12. Course Availability:	42.0101	UNBC
Encountered course availability problems	10 43%	136 46%

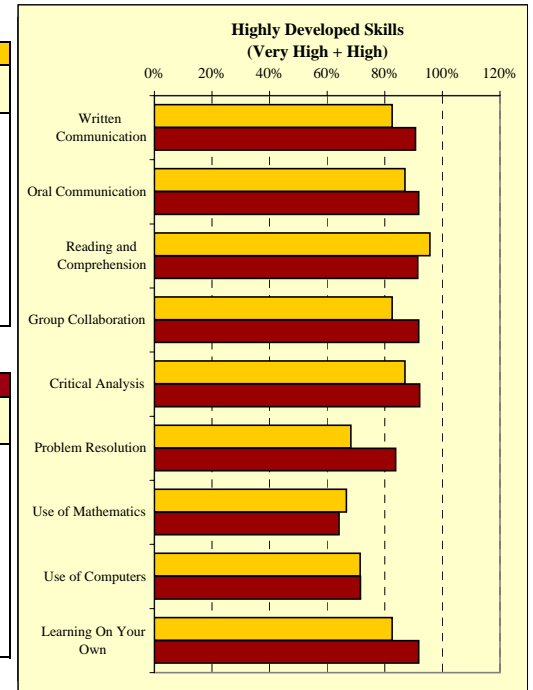
13. Degree Completion:	42.0101	UNBC	
Took longer than expected to complete degree	8 35%	125 43%	
<b>Top 4 reasons for prolonged degree completion (multiple response question):</b>			
Personal or family reasons	- 0%*	8 5%*	
Financial reasons / work	1 11%*	15 9%*	
Change of major/program/specialization	- 0%*	10 6%*	
Involvement in co-op program extended completion time	- 0%*	18 11%*	
Other reason(s)	8 89%*	117 70%*	

\* Percent of total responses, among those who took longer than expected to complete degree

**SKILL DEVELOPMENT**

14a.

To what degree did university help you develop the following skills?	42.0101				
	Very High	High	Low	Very Low	# Resp.
	Written Communication	52%	30%	13%	4%
Oral Communication	26%	61%	13%	0%	23
Reading and Comprehension	26%	70%	0%	4%	23
Group Collaboration	13%	70%	13%	4%	23
Critical Analysis	52%	35%	9%	4%	23
Problem Resolution	9%	59%	32%	0%	22
Use of Mathematics Appropriate to Field	29%	38%	19%	14%	21
Use of Computers Appropriate to Field	14%	57%	29%	0%	21
Learning On Your Own	35%	48%	17%	0%	23



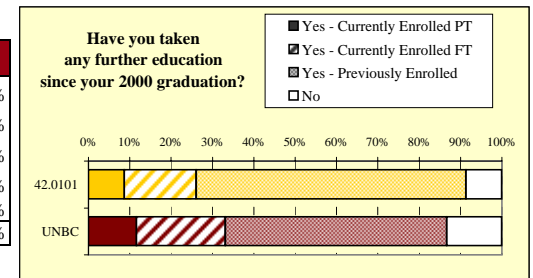
14b.

To what degree did university help you develop the following skills?	UNBC				
	Very High	High	Low	Very Low	# Resp.
	Written Communication	45%	46%	8%	2%
Oral Communication	40%	52%	8%	1%	291
Reading and Comprehension	41%	51%	7%	2%	291
Group Collaboration	38%	54%	7%	1%	291
Critical Analysis	50%	42%	6%	1%	293
Problem Resolution	25%	59%	16%	1%	290
Use of Mathematics Appropriate to Field	17%	47%	26%	10%	265
Use of Computers Appropriate to Field	23%	49%	24%	4%	281
Learning On Your Own	45%	47%	7%	1%	291

**FURTHER EDUCATION**

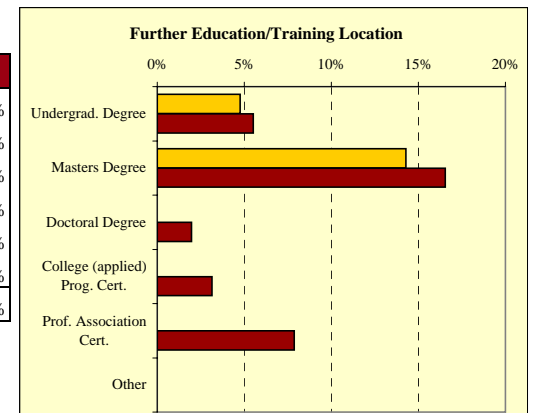
15.

Took further education since 2000 graduation	42.0101	UNBC
Yes:	21	254
Not currently enrolled	15	157
Currently enrolled full-time	4	63
Currently enrolled part-time	2	34
No	2	39
Total	23	293



16.

Type of Formal Post-Secondary Education	42.0101	UNBC
Undergraduate Degree	1	14
Masters Degree	3	42
Doctoral Degree	-	5
College (applied) Program Certification	-	8
Professional Association Certification	-	20
Other	-	-
Total Respondents	21	254

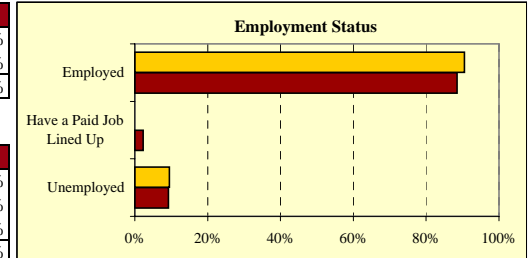


**Detailed Summary of Survey Results**  
**University of Northern British Columbia**  
**6 Digit CIP: 42.0101: Psychology, General**

■ UNBC  
■ 42.0101

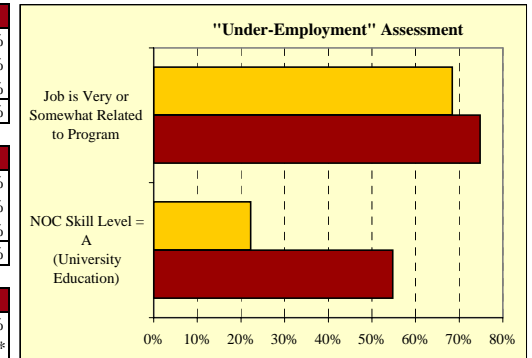
**EMPLOYMENT**

17. Labour Force Status:	42.0101	UNBC		
In Labour Force (working or seeking work)	21	91%	261	89%
Not in Labour Force	2	9%	32	11%
Grand Total	23	100%	293	100%



18. Employment Status of those IN Labour Force:	42.0101	UNBC		
Employed	19	90%	231	89%
Have a Paid Job Lined Up	-	0%	6	2%
Unemployed	2	10%	24	9%
Total Labour Force	21	100%	261	100%

19. Status of Graduates NOT in Labour Force:	42.0101	UNBC		
Attending School FT	1	50%	23	72%
Attending School PT	-	0%	-	0%
Other	1	50%	9	28%
Total NOT in Labour Force	2	100%	32	100%

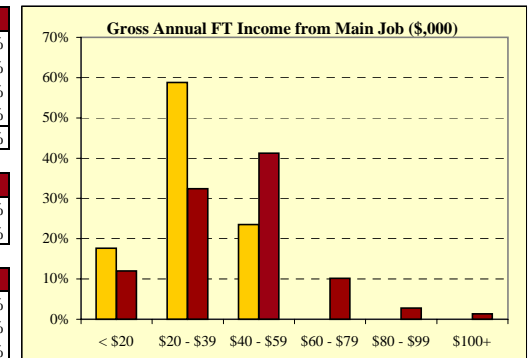


20. Employment Type:	42.0101	UNBC		
Paid worker	17	89%	205	89%
Self-employed	1	5%	13	6%
Both a paid worker and self-employed	1	5%	13	6%
Total Employed	19	100%	231	100%

21. Job Characteristics:	42.0101	UNBC		
I hold more than one job	4	21%*	41	18%
My main job is full-time (>= 30 hours per week)	13	68%**	190	83%*

\* of total employed      \*\* of those who provided data on hours/week worked

22. How related is your main job to your program?:	42.0101	UNBC		
Very Related	5	26%	104	45%
Somewhat Related	8	42%	68	30%
Not Very Related	-	0%	21	9%
Not At All Related	6	32%	37	16%
Total	19	100%	230	100%

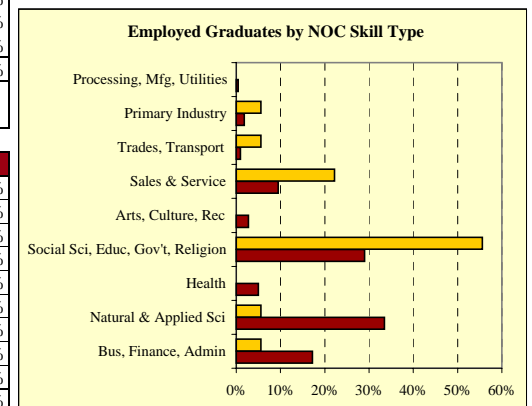


23. "Under-employment" Assessment:	42.0101	UNBC		
Job is very or somewhat related to program	13	68%	172	75%
NOC Skill Level = A (University Education)	4	22%	121	55%

\* of total valid responses

24. Gross Annual Income from Main Job:*	42.0101	UNBC		
Less than \$20,000	3	18%	26	12%
\$20,000 to \$39,999	10	59%	70	32%
\$40,000 to \$59,999	4	24%	89	41%
\$60,000 to \$79,999	-	0%	22	10%
\$80,000 to \$99,999	-	0%	6	3%
\$100,000 and Above	-	0%	3	1%
Total	17	100%	216	100%
Median Annual Income (full-time)	\$37,440	\$42,950		
Average Annual Income (full-time)	\$37,819	\$45,978		

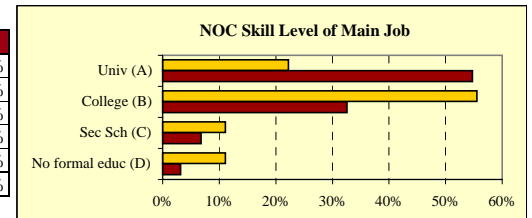
\* where data provided



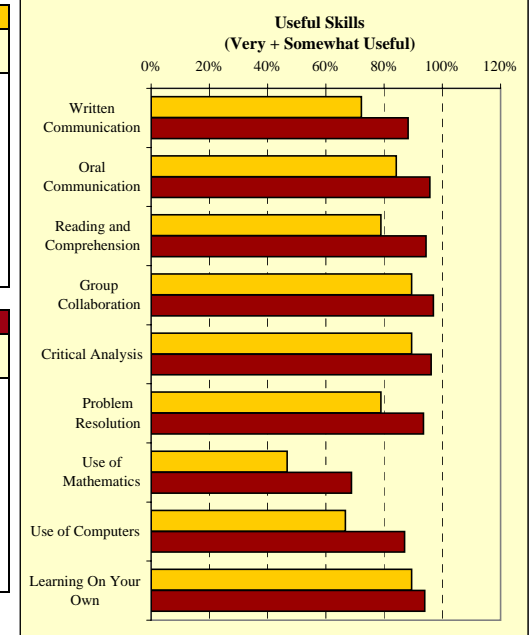
25. NOC Skill Type of Main Job:	42.0101	UNBC		
Business, Finance and Administration	1	6%	38	17%
Natural and Applied Sciences and Related	1	6%	74	33%
Health	-	0%	11	5%
Social Sciences, Educ., Gov't Services, Religion	10	56%	64	29%
Arts, Culture, Recreation and Sport	-	0%	6	3%
Sales and Service	4	22%	21	10%
Trades, Transport and Eqp. Operators and Related	1	6%	2	1%
Unique to the Primary Industry	1	6%	4	2%
Unique to Processing, Manufacturing and Utilities	-	0%	1	0%
Total	18	100%	221	100%

**EMPLOYMENT, continued**

26. NOC Skill Level of Main Job:	42.0101	UNBC
A. University education	4 22%	121 55%
B. College education/trade apprenticeship	10 56%	72 33%
C. Secondary school + job-specific training	2 11%	15 7%
D. No formal education	2 11%	7 3%
No skill level assigned (management)	- 0%	6 3%
<b>Total</b>	<b>18 100%</b>	<b>221 100%</b>



27a. How useful are the following skills and abilities in doing your main job?	42.0101				#
	Very Useful	Somewhat Useful	Not Very Useful	Not at all Useful	Resp.
Written Communication	61%	11%	11%	17%	18
Oral Communication	42%	42%	5%	11%	19
Reading and Comprehension	53%	26%	13%	4%	19
Group Collaboration	68%	21%	11%	0%	19
Critical Analysis	63%	26%	5%	5%	19
Problem Resolution	37%	42%	16%	5%	19
Use of Mathematics Appropriate to Field	13%	33%	20%	33%	15
Use of Computers Appropriate to Field	44%	22%	11%	22%	18
Learning On Your Own	53%	37%	5%	5%	19



27b. How useful are the following skills and abilities in doing your main job?	UNBC				#
	Very Useful	Somewhat Useful	Not Very Useful	Not at all Useful	Resp.
Written Communication	67%	21%	7%	5%	229
Oral Communication	72%	23%	3%	2%	231
Reading and Comprehension	69%	26%	3%	1%	230
Group Collaboration	78%	19%	3%	0%	231
Critical Analysis	74%	23%	2%	2%	231
Problem Resolution	64%	29%	6%	1%	230
Use of Mathematics Appropriate to Field	33%	36%	18%	13%	215
Use of Computers Appropriate to Field	52%	35%	7%	6%	224
Learning On Your Own	70%	24%	3%	3%	230

28a. Top 10 Full-time Occupations of 42.0101 Graduates:	42.0101	
NOC Skill Level Description	% Employed FT in this Occ.**	Median FT Salary
4212 B Community & Social Srvc Workers	21%	\$35,200
4141 A Secondary School Teachers	11%	\$32,500
*		
*		
*		
*		
*		
*		
*		

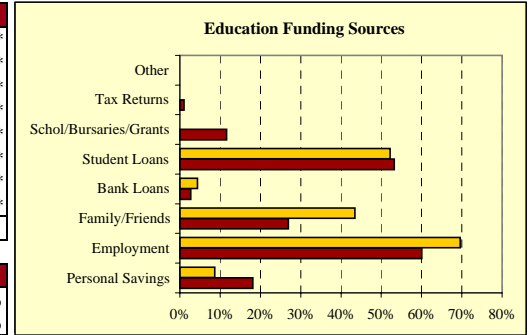
\*data not displayed where n < 2      \*\*percentages cited are of those for whom occupational data was provided, full-time and part-time

28b. Top 10 Full-time Occupations of Graduates from University of Northern British Columbia:	UNBC	
NOC Skill Level Description	% Employed FT in this Occ.**	Median FT Salary
2122 A Forestry Professionals	8%	\$47,500
2223 B Forestry Technologists & Technicians	6%	\$45,000
4212 B Community & Social Srvc Workers	4%	\$35,200
1111 A Financial Auditors & Accnts	4%	\$51,000
2121 A Biologists & Related Scientists	4%	\$41,600
4141 A Secondary School Teachers	3%	\$36,950
1232 B Loan Officers	3%	\$36,250
3152 A Registered Nurses	3%	\$55,612
1114 A Other Financial Officers	2%	\$50,000
2174 A Computer Programmers/Interactive Media Developers	2%	\$51,500

\*data not displayed where n < 2      \*\*percentages cited are of those for whom occupational data was provided, full-time and part-time

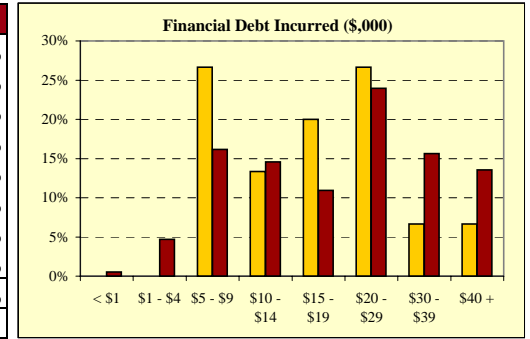
**EDUCATION FINANCING**

29. Education Funding Sources (2 sources per respondent):	42.0101	UNBC
Personal Savings	2 9%*	53 18%*
Employment	16 70%*	176 60%*
Family/Friends	10 43%*	79 27%*
Bank Loans	1 4%*	8 3%*
Student Loans	12 52%*	156 53%*
Scholarships/Bursaries/Grants	- 0%*	34 12%*
Tax Returns	- 0%*	3 1%*
Other	- 0%*	- 0%*
Total Respondents	23	293

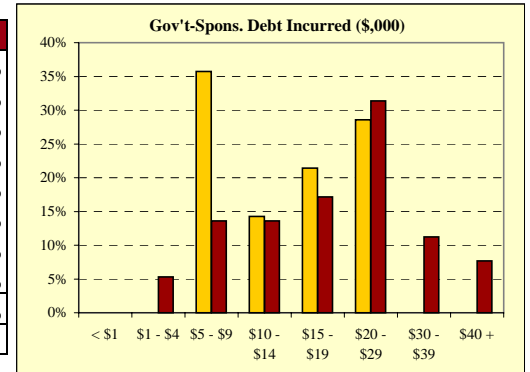


30. Financial Debt Incurred to Finance Univ. Education:	42.0101	UNBC
Incurred any form of financial debt	15 65%*	192 66%
Incurred government-sponsored student loan debt	14 61%*	169 59%

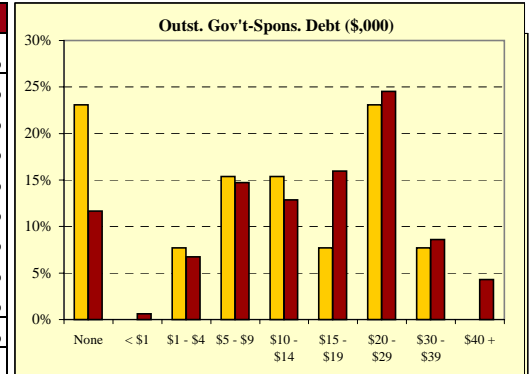
31. Financial Debt Amount:*	42.0101	UNBC
< \$1,000	- 0%	1 1%
\$1,000 to \$4,999	- 0%	9 5%
\$5,000 to \$9,999	4 27%	31 16%
\$10,000 to \$14,999	2 13%	28 15%
\$15,000 to \$19,999	3 20%	21 11%
\$20,000 to \$29,999	4 27%	46 24%
\$30,000 to \$39,999	1 7%	30 16%
\$40,000 or More	1 7%	26 14%
Total	15 100%	192 100%
Median Financial Debt	\$17,000	\$20,000



32. Government-Sponsored Student Loan Debt Amount:*	42.0101	UNBC
< \$1,000	- 0%	- 0%
\$1,000 to \$4,999	- 0%	9 5%
\$5,000 to \$9,999	5 36%	23 14%
\$10,000 to \$14,999	2 14%	23 14%
\$15,000 to \$19,999	3 21%	29 17%
\$20,000 to \$29,999	4 29%	53 31%
\$30,000 to \$39,999	- 0%	19 11%
\$40,000 or More	- 0%	13 8%
Total	14 100%	169 100%
Median Gov't-Sponsored Student Loan Debt	\$14,500	\$20,000



33. Outstanding Gov't-Sponsored Loan Debt Amount:*	42.0101	UNBC
None - Loan repaid in full	3 23%	19 12%
< \$1,000	- 0%	1 1%
\$1,000 to \$4,999	1 8%	11 7%
\$5,000 to \$9,999	2 15%	24 15%
\$10,000 to \$14,999	2 15%	21 13%
\$15,000 to \$19,999	1 8%	26 16%
\$20,000 to \$29,999	3 23%	40 25%
\$30,000 to \$39,999	1 8%	14 9%
\$40,000 or More	- 0%	7 4%
Total	13 100%	163 100%
Median Gov't-Sponsored Loan Debt Outstanding	\$10,000	\$15,000



\* Percentage of respondents who identified this source

\* Percentage of respondents who provided data

\*includes only cases where financial debt was incurred

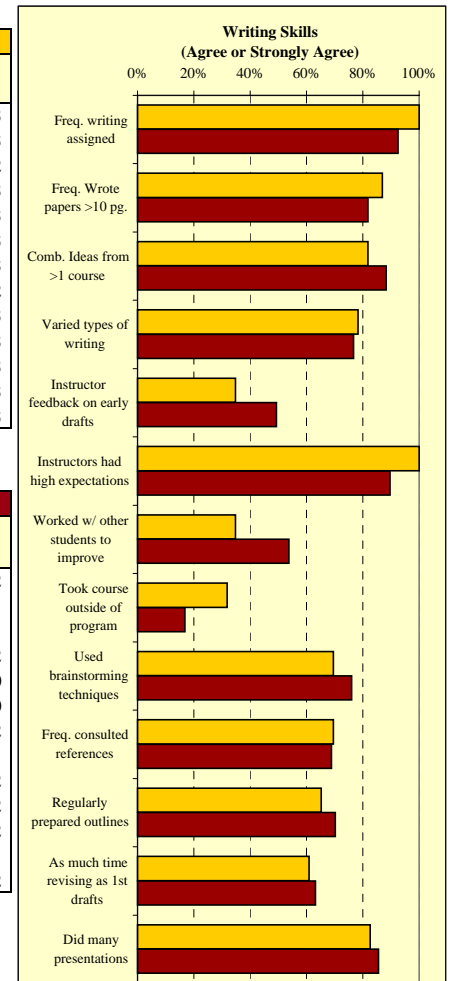
\*includes only cases where government-sponsored debt was incurred

\*includes only cases where government-sponsored debt was incurred, and valid "amount remaining" was provided

**SPECIAL SECTION ON WRITING AND COMMUNICATION SKILLS**

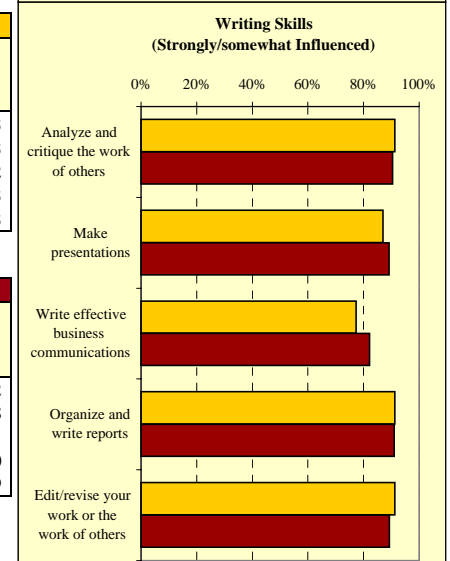
34a. To what extent do you agree or disagree with the following:	42.0101				# Resp.
	Strongly Agree	Agree	Disagree	Strongly Disagree	
Program included frequent writing assignments	91%	9%	0%	0%	23
Frequently wrote papers longer than 10 pages	52%	35%	13%	0%	23
Assignments combined ideas from >1 course	32%	50%	18%	0%	22
Assignments required varied types of writing	48%	30%	22%	0%	23
Instructors frequently commented on early drafts *	9%	26%	43%	22%	23
Instructors had high expectations *	52%	48%	0%	0%	23
Worked with other students to improve my writing	26%	9%	48%	17%	23
Took a writing course outside of my program	18%	14%	32%	36%	22
Learned & used techniques for coming up with ideas	22%	48%	22%	9%	23
Frequently consulted references on writing	26%	43%	22%	9%	23
Regularly prepared outlines prior to writing	43%	22%	30%	4%	23
Spent as much time revising as I did on first drafts	13%	48%	26%	13%	23
Was required to do many presentations	43%	39%	17%	0%	23

\* "...with regard to my writing/writing assignments."



34b. To what extent do you agree or disagree with the following:	UNBC				# Resp.
	Strongly Agree	Agree	Disagree	Strongly Disagree	
Program included frequent writing assignments	68%	24%	8%	0%	292
Frequently wrote papers longer than 10 pages	44%	38%	17%	1%	291
Assignments combined ideas from >1 course	44%	45%	11%	1%	291
Assignments required varied types of writing	33%	43%	21%	2%	292
Instructors frequently commented on early drafts *	15%	34%	38%	13%	290
Instructors had high expectations *	49%	41%	9%	1%	290
Worked with other students to improve my writing	21%	33%	29%	17%	292
Took a writing course outside of my program	10%	7%	23%	60%	291
Learned & used techniques for coming up with ideas	22%	54%	17%	7%	292
Frequently consulted references on writing	28%	40%	22%	10%	292
Regularly prepared outlines prior to writing	39%	31%	22%	8%	292
Spent as much time revising as I did on first drafts	23%	40%	29%	8%	291
Was required to do many presentations	46%	39%	14%	0%	292

\* "...with regard to my writing/writing assignments."



35a. To what extent have the writing and communication skills you gained in university positively influenced your ability to:	42.0101				# Resp.
	Strongly Influenced	Somewhat Influenced	Barely Influenced	Not at all Influenced	
Analyze and critique the work of others	39%	52%	9%	0%	23
Make presentations	30%	57%	13%	0%	23
Write effective memos, emails and other business	32%	45%	23%	0%	22
Organize and write reports	57%	35%	9%	0%	23
Edit/revise your work or the work of others	48%	43%	9%	0%	23

35a. To what extent have the writing and communication skills you gained in university positively influenced your ability to:	UNBC				# Resp.
	Strongly Influenced	Somewhat Influenced	Barely Influenced	Not at all Influenced	
Analyze and critique the work of others	42%	49%	8%	1%	292
Make presentations	58%	31%	9%	2%	288
Write effective memos, emails and other business	36%	46%	13%	5%	291
Organize and write reports	54%	37%	7%	2%	290
Edit/revise your work or the work of others	50%	39%	9%	2%	289