

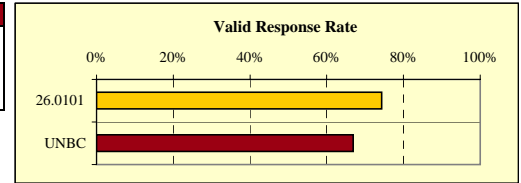
B.C. University Student Outcomes 2002 Survey of 2000 Baccalaureate Graduates

Detailed Summary of Survey Results
University of Northern British Columbia
6 Digit CIP: 26.0101: Biology, General

UNBC
26.0101

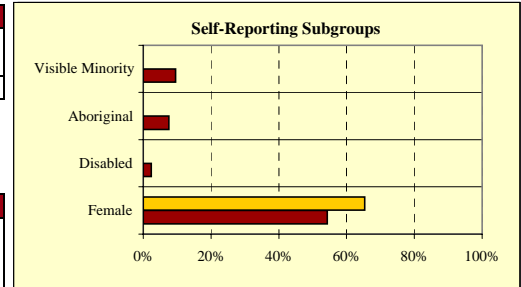
RESPONSE RATE

1. Survey Response Rate:	26.0101	UNBC
2000 Baccalaureate Graduates Survey Cohort	36	464
Net Frame	35	438
Survey Respondents and Valid Response Rate	26	293
	74%	67%



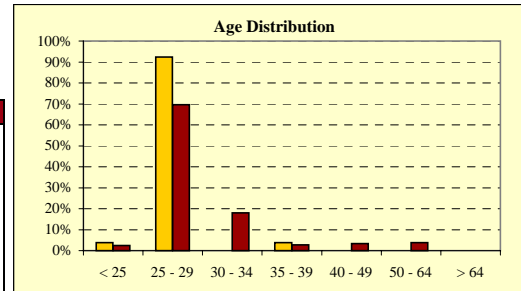
DEMOGRAPHIC INFORMATION

2. Gender:	26.0101	UNBC
Male	9	134
Female	17	159
Total	26	293
	100%	100%

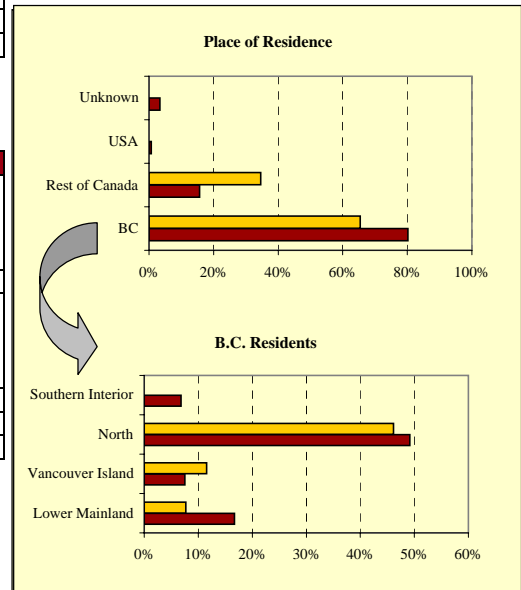


3. Self-Reporting Subgroups:	26.0101	UNBC
Disabled	-	7
Aboriginal	-	22
Visible Minority	-	28
	0%	8%
	0%	10%

4. Age (at time of survey):	26.0101	UNBC
< 25	1	7
25 to 29	24	204
30 to 34	-	53
35 to 39	1	8
40 to 49	-	10
50 to 64	-	11
> 64	-	-
Unknown	-	-
Total	26	293
Mean Age:	27.0	29.2



5. Place of Residence (at time of survey):	26.0101	UNBC
BC - Lower Mainland	2	49
BC - Vancouver Island	3	22
BC - North	12	144
BC - Southern Interior	-	20
BC Subtotal	17	235
Canada - Alberta	4	22
Canada - Ontario	3	13
Canada - Other	2	11
U.S.A.	-	2
Non-BC Subtotal	9	48
Unknown	-	10
Total	26	293

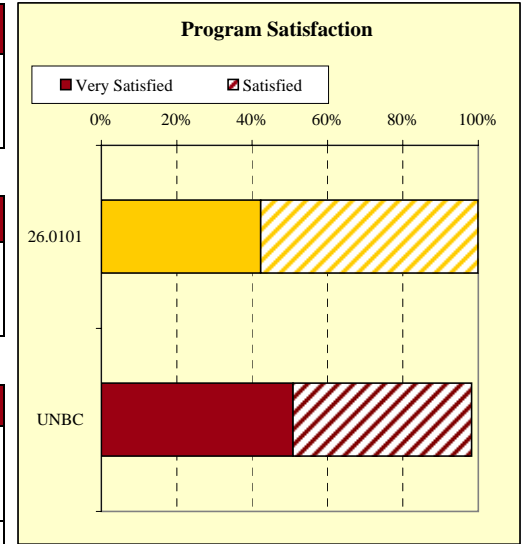


EDUCATION EVALUATION AND SKILL DEVELOPMENT

6. Usefulness of Knowledge, Skills, and Abilities Acquired at University in Work:	26.0101		UNBC	
Very Useful	6	46%	114	50%
Somewhat Useful	6	46%	96	42%
Not Very Useful	-	0%	13	6%
Not at All Useful	1	8%	7	3%

7. Usefulness of Knowledge, Skills, and Abilities Acquired at University in Day-to-day Life:	26.0101		UNBC	
Very Useful	6	46%	67	29%
Somewhat Useful	4	31%	143	62%
Not Very Useful	3	23%	19	8%
Not at All Useful	-	0%	2	1%

8. Program Satisfaction:	26.0101		UNBC	
Very Satisfied	11	42%	149	51%
Satisfied	15	58%	139	47%
Dissatisfied	-	0%	4	1%
Very Dissatisfied	-	0%	1	0%
Total	26	100%	293	100%



9. Would you select the same program again?	26.0101		UNBC	
Yes	23	88%	223	79%
No, because . . . (multiple response question)	3		60	
. . . interests have changed	1	25%*	11	14%*
. . . courses were not practical	1	25%*	10	13%*
. . . little or no career opportunities	-	0%*	27	35%*
. . . other	2	50%*	29	38%*

* Percent of total responses, among those who would not take program again



10. Quality of Instruction:	26.0101		UNBC	
Very Good	11	42%	114	39%
Good	15	58%	170	58%
Poor	-	0%	8	3%
Very Poor	-	0%	-	0%
Total	26	100%	292	100%

11. Comprehensiveness of Core Courses:	26.0101		UNBC	
Very Good	4	15%	81	29%
Good	21	81%	177	63%
Poor	1	4%	20	7%
Very Poor	-	0%	3	1%
Total	26	100%	281	100%

12. Course Availability:	26.0101		UNBC	
Encountered course availability problems	15	58%	136	46%

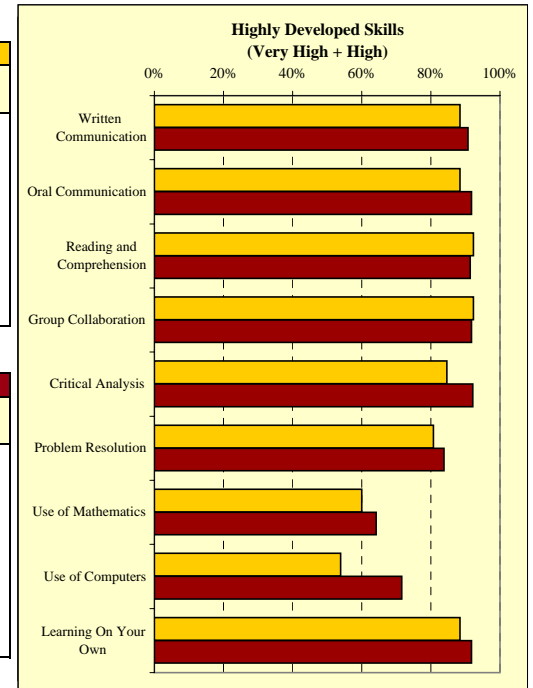
13. Degree Completion:	26.0101		UNBC	
Took longer than expected to complete degree	13	50%	125	43%
Top 4 reasons for prolonged degree completion (multiple response question):				
Personal or family reasons	1	6%*	8	5%*
Financial reasons / work	2	13%*	15	9%*
Change of major/program/specialization	2	13%*	10	6%*
Involvement in co-op program extended completion time	2	13%*	18	11%*
Other reason(s)	9	56%*	117	70%*

* Percent of total responses, among those who took longer than expected to complete degree

SKILL DEVELOPMENT

14a.

To what degree did university help you develop the following skills?	26.0101				
	Very High	High	Low	Very Low	# Resp.
	Written Communication	58%	31%	12%	0%
Oral Communication	46%	42%	12%	0%	26
Reading and Comprehension	42%	50%	4%	4%	26
Group Collaboration	38%	54%	8%	0%	26
Critical Analysis	42%	42%	12%	4%	26
Problem Resolution	27%	54%	19%	0%	26
Use of Mathematics Appropriate to Field	16%	44%	32%	8%	25
Use of Computers Appropriate to Field	27%	27%	42%	4%	26
Learning On Your Own	42%	46%	8%	4%	26



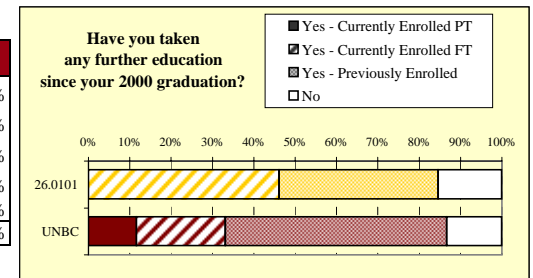
14b.

To what degree did university help you develop the following skills?	UNBC				
	Very High	High	Low	Very Low	# Resp.
	Written Communication	45%	46%	8%	2%
Oral Communication	40%	52%	8%	1%	291
Reading and Comprehension	41%	51%	7%	2%	291
Group Collaboration	38%	54%	7%	1%	291
Critical Analysis	50%	42%	6%	1%	293
Problem Resolution	25%	59%	16%	1%	290
Use of Mathematics Appropriate to Field	17%	47%	26%	10%	265
Use of Computers Appropriate to Field	23%	49%	24%	4%	281
Learning On Your Own	45%	47%	7%	1%	291

FURTHER EDUCATION

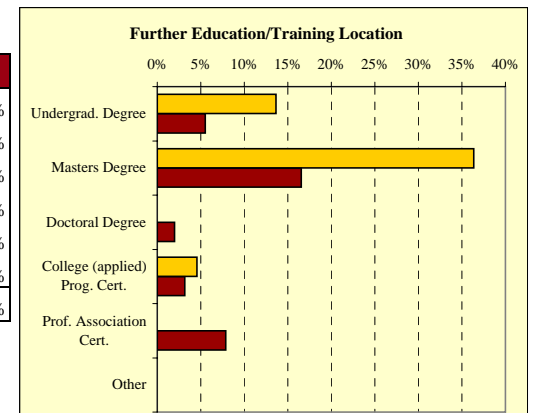
15. Took further education since 2000 graduation

	26.0101	UNBC
Yes:	22	254
Not currently enrolled	10	157
Currently enrolled full-time	12	63
Currently enrolled part-time	-	34
No	4	39
Total	26	293



16. Type of Formal Post-Secondary Education

	26.0101	UNBC
Undergraduate Degree	3	14
Masters Degree	8	42
Doctoral Degree	-	5
College (applied) Program Certification	1	8
Professional Association Certification	-	20
Other	-	-
Total Respondents	22	254

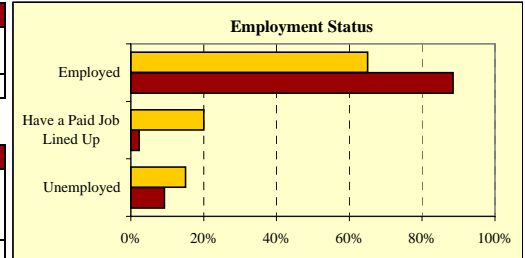


Detailed Summary of Survey Results
University of Northern British Columbia
6 Digit CIP: 26.0101: Biology, General

■ UNBC
■ 26.0101

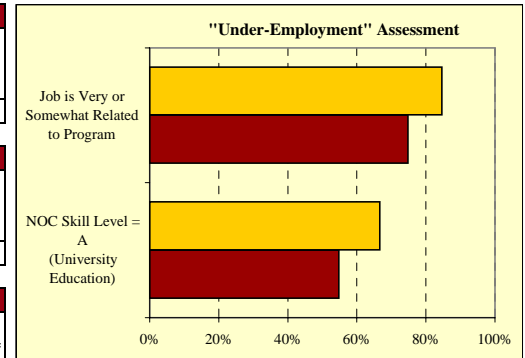
EMPLOYMENT

17. Labour Force Status:	26.0101	UNBC
In Labour Force (working or seeking work)	20 77%	261 89%
Not in Labour Force	6 23%	32 11%
Grand Total	26 100%	293 100%



18. Employment Status of those IN Labour Force:	26.0101	UNBC
Employed	13 65%	231 89%
Have a Paid Job Lined Up	4 20%	6 2%
Unemployed	3 15%	24 9%
Total Labour Force	20 100%	261 100%

19. Status of Graduates NOT in Labour Force:	26.0101	UNBC
Attending School FT	6 100%	23 72%
Attending School PT	- 0%	- 0%
Other	- 0%	9 28%
Total NOT in Labour Force	6 100%	32 100%

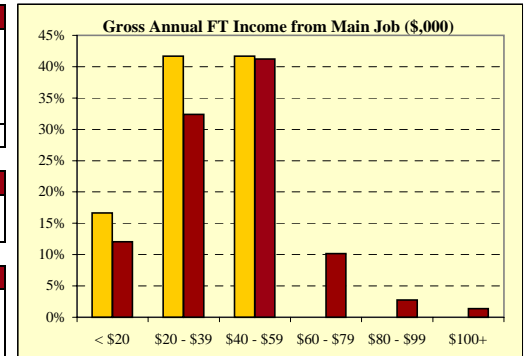


20. Employment Type:	26.0101	UNBC
Paid worker	12 92%	205 89%
Self-employed	- 0%	13 6%
Both a paid worker and self-employed	1 8%	13 6%
Total Employed	13 100%	231 100%

21. Job Characteristics:	26.0101	UNBC
I hold more than one job	3 23%*	41 18%
My main job is full-time (>= 30 hours per week)	11 85%**	190 83%**

* of total employed ** of those who provided data on hours/week worked

22. How related is your main job to your program?:	26.0101	UNBC
Very Related	5 38%	104 45%
Somewhat Related	6 46%	68 30%
Not Very Related	- 0%	21 9%
Not At All Related	2 15%	37 16%
Total	13 100%	230 100%

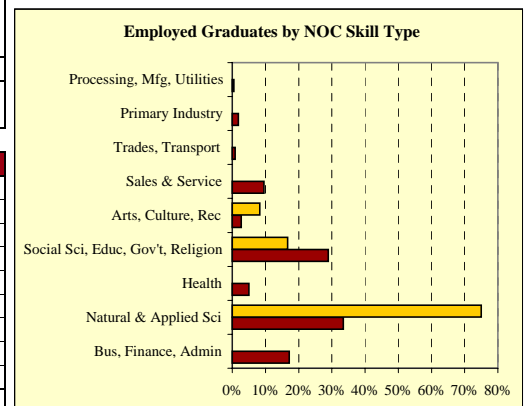


23. "Under-employment" Assessment:	26.0101	UNBC
Job is very or somewhat related to program	11 85%	172 75%
NOC Skill Level = A (University Education)	8 67%	121 55%

* of total valid responses

24. Gross Annual Income from Main Job:*	26.0101	UNBC
Less than \$20,000	2 17%	26 12%
\$20,000 to \$39,999	5 42%	70 32%
\$40,000 to \$59,999	5 42%	89 41%
\$60,000 to \$79,999	- 0%	22 10%
\$80,000 to \$99,999	- 0%	6 3%
\$100,000 and Above	- 0%	3 1%
Total	12 100%	216 100%
Median Annual Income (full-time)	\$40,100	\$42,950
Average Annual Income (full-time)	\$37,356	\$45,978

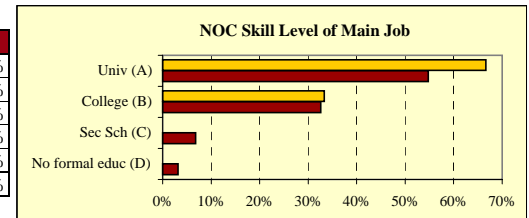
* where data provided



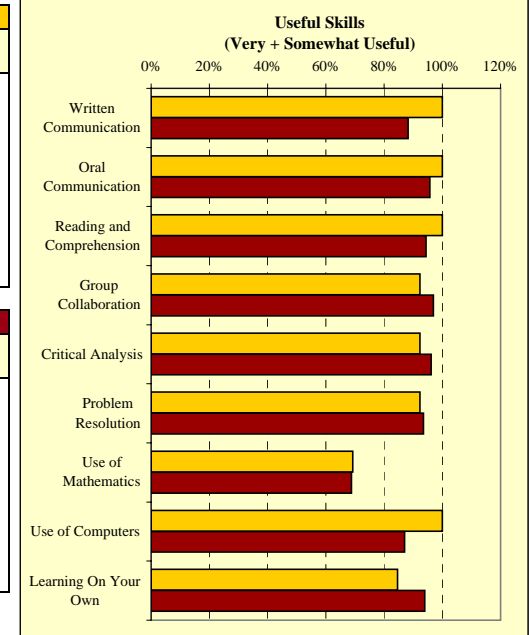
25. NOC Skill Type of Main Job:	26.0101	UNBC
Business, Finance and Administration	- 0%	38 17%
Natural and Applied Sciences and Related	9 75%	74 33%
Health	- 0%	11 5%
Social Sciences, Educ., Gov't Services, Religion	2 17%	64 29%
Arts, Culture, Recreation and Sport	1 8%	6 3%
Sales and Service	- 0%	21 10%
Trades, Transport and Eqp. Operators and Related	- 0%	2 1%
Unique to the Primary Industry	- 0%	4 2%
Unique to Processing, Manufacturing and Utilities	- 0%	1 0%
Total	12 100%	221 100%

EMPLOYMENT, continued

26. NOC Skill Level of Main Job:	26.0101	UNBC
A. University education	8 67%	121 55%
B. College education/trade apprenticeship	4 33%	72 33%
C. Secondary school + job-specific training	- 0%	15 7%
D. No formal education	- 0%	7 3%
No skill level assigned (management)	- 0%	6 3%
Total	12 100%	221 100%



27a. How useful are the following skills and abilities in doing your main job?	26.0101				#
	Very Useful	Somewhat Useful	Not Very Useful	Not at all Useful	Resp.
Written Communication	69%	31%	0%	0%	13
Oral Communication	85%	15%	0%	0%	13
Reading and Comprehension	77%	23%	0%	0%	13
Group Collaboration	62%	31%	8%	0%	13
Critical Analysis	85%	8%	8%	0%	13
Problem Resolution	46%	46%	8%	0%	13
Use of Mathematics Appropriate to Field	38%	31%	15%	15%	13
Use of Computers Appropriate to Field	54%	46%	0%	0%	13
Learning On Your Own	85%	0%	15%	0%	13



27b. How useful are the following skills and abilities in doing your main job?	UNBC				#
	Very Useful	Somewhat Useful	Not Very Useful	Not at all Useful	Resp.
Written Communication	67%	21%	7%	5%	229
Oral Communication	72%	23%	3%	2%	231
Reading and Comprehension	69%	26%	3%	1%	230
Group Collaboration	78%	19%	3%	0%	231
Critical Analysis	74%	23%	2%	2%	231
Problem Resolution	64%	29%	6%	1%	230
Use of Mathematics Appropriate to Field	33%	36%	18%	13%	215
Use of Computers Appropriate to Field	52%	35%	7%	6%	224
Learning On Your Own	70%	24%	3%	3%	230

28a. Top 10 Full-time Occupations of 26.0101 Graduates:	26.0101	
NOC Skill Level Description	% Employed FT in this Occ.**	Median FT Salary
2121 A Biologists & Related Scientists	38%	\$43,100
* * * * *		

*data not displayed where n < 2 **percentages cited are of those for whom occupational data was provided, full-time and part-time

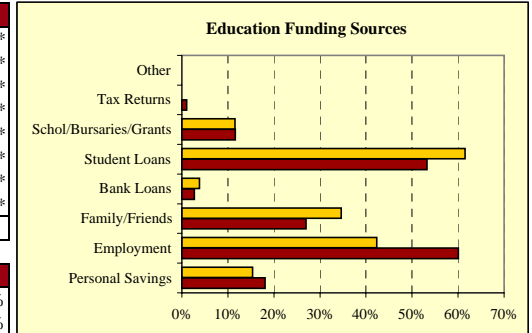
28b. Top 10 Full-time Occupations of Graduates from University of Northern British Columbia:	UNBC	
NOC Skill Level Description	% Employed FT in this Occ.**	Median FT Salary
2122 A Forestry Professionals	8%	\$47,500
2223 B Forestry Technologists & Technicians	6%	\$45,000
4212 B Community & Social Srvc Workers	4%	\$35,200
1111 A Financial Auditors & Accnts	4%	\$51,000
2121 A Biologists & Related Scientists	4%	\$41,600
4141 A Secondary School Teachers	3%	\$36,950
1232 B Loan Officers	3%	\$36,250
3152 A Registered Nurses	3%	\$55,612
1114 A Other Financial Officers	2%	\$50,000
2174 A Computer Programmers/Interactive Media Developers	2%	\$51,500

*data not displayed where n < 2 **percentages cited are of those for whom occupational data was provided, full-time and part-time

EDUCATION FINANCING

29. Education Funding Sources (2 sources per respondent):	26.0101		UNBC	
Personal Savings	4	15%*	53	18%*
Employment	11	42%*	176	60%*
Family/Friends	9	35%*	79	27%*
Bank Loans	1	4%*	8	3%*
Student Loans	16	62%*	156	53%*
Scholarships/Bursaries/Grants	3	12%*	34	12%*
Tax Returns	-	0%*	3	1%*
Other	-	0%*	-	0%*
Total Respondents	26		293	

* Percentage of respondents who identified this source

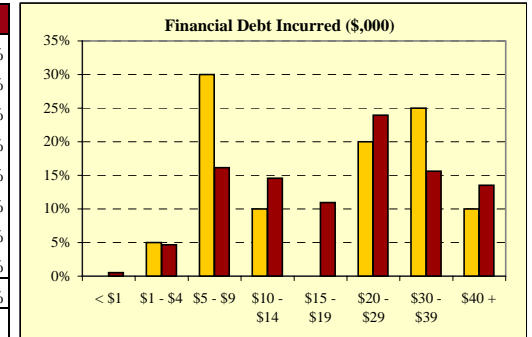


30. Financial Debt Incurred to Finance Univ. Education:	26.0101		UNBC	
Incurred any form of financial debt	20	77%*	192	66%
Incurred government-sponsored student loan debt	16	64%*	169	59%

* Percentage of respondents who provided data

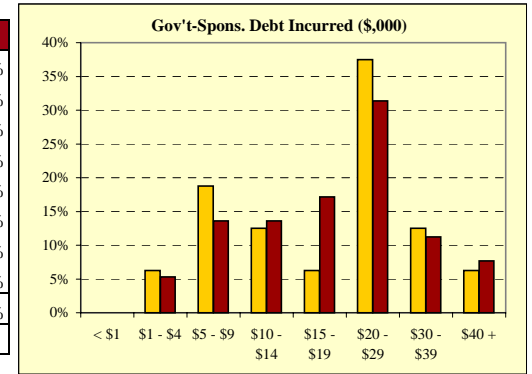
31. Financial Debt Amount:*	26.0101		UNBC	
< \$1,000	-	0%	1	1%
\$1,000 to \$4,999	1	5%	9	5%
\$5,000 to \$9,999	6	30%	31	16%
\$10,000 to \$14,999	2	10%	28	15%
\$15,000 to \$19,999	-	0%	21	11%
\$20,000 to \$29,999	4	20%	46	24%
\$30,000 to \$39,999	5	25%	30	16%
\$40,000 or More	2	10%	26	14%
Total	20	100%	192	100%
Median Financial Debt	\$25,500		\$20,000	

*includes only cases where financial debt was incurred



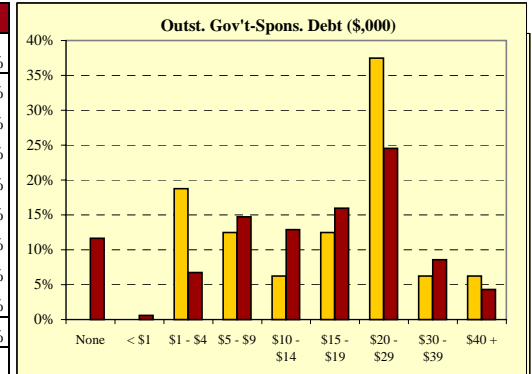
32. Government-Sponsored Student Loan Debt Amount:*	26.0101		UNBC	
< \$1,000	-	0%	-	0%
\$1,000 to \$4,999	1	6%	9	5%
\$5,000 to \$9,999	3	19%	23	14%
\$10,000 to \$14,999	2	13%	23	14%
\$15,000 to \$19,999	1	6%	29	17%
\$20,000 to \$29,999	6	38%	53	31%
\$30,000 to \$39,999	2	13%	19	11%
\$40,000 or More	1	6%	13	8%
Total	16	100%	169	100%
Median Gov't-Sponsored Student Loan Debt	\$22,500		\$20,000	

*includes only cases where government-sponsored debt was incurred



33. Outstanding Gov't-Sponsored Loan Debt Amount:*	26.0101		UNBC	
None - Loan repaid in full	-	0%	19	12%
< \$1,000	-	0%	1	1%
\$1,000 to \$4,999	3	19%	11	7%
\$5,000 to \$9,999	2	13%	24	15%
\$10,000 to \$14,999	1	6%	21	13%
\$15,000 to \$19,999	2	13%	26	16%
\$20,000 to \$29,999	6	38%	40	25%
\$30,000 to \$39,999	1	6%	14	9%
\$40,000 or More	1	6%	7	4%
Total	16	100%	163	100%
Median Gov't-Sponsored Loan Debt Outstanding	\$19,500		\$15,000	

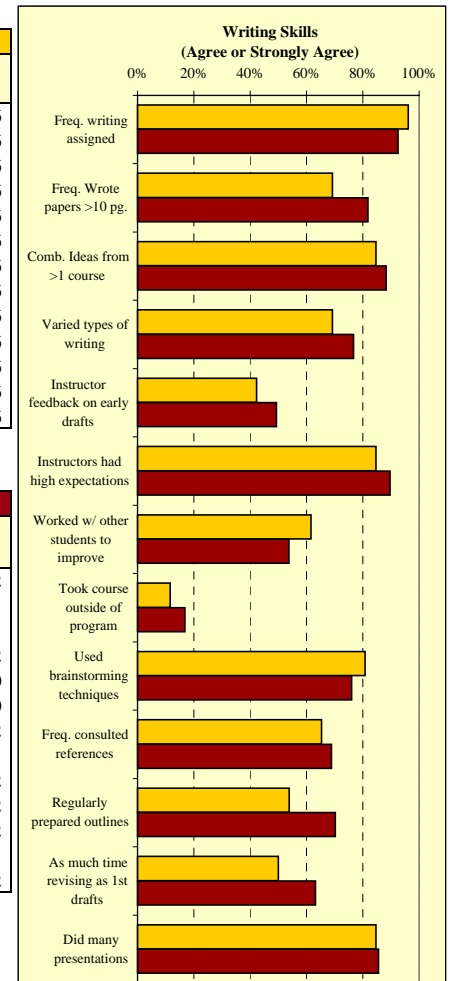
*includes only cases where government-sponsored debt was incurred, and valid "amount remaining" was provided



SPECIAL SECTION ON WRITING AND COMMUNICATION SKILLS

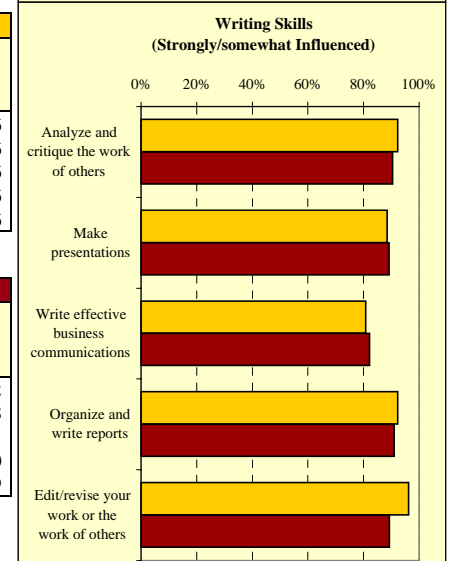
34a. To what extent do you agree or disagree with the following:	26.0101					# Resp.
	Strongly Agree	Agree	Disagree	Strongly Disagree		
Program included frequent writing assignments	69%	27%	4%	0%		26
Frequently wrote papers longer than 10 pages	27%	42%	31%	0%		26
Assignments combined ideas from >1 course	23%	62%	15%	0%		26
Assignments required varied types of writing	23%	46%	19%	12%		26
Instructors frequently commented on early drafts *	23%	19%	42%	15%		26
Instructors had high expectations *	50%	35%	15%	0%		26
Worked with other students to improve my writing	12%	50%	27%	12%		26
Took a writing course outside of my program	4%	8%	23%	65%		26
Learned & used techniques for coming up with ideas	19%	62%	19%	0%		26
Frequently consulted references on writing	15%	50%	15%	19%		26
Regularly prepared outlines prior to writing	27%	27%	27%	19%		26
Spent as much time revising as I did on first drafts	15%	35%	42%	8%		26
Was required to do many presentations	27%	58%	12%	4%		26

* "...with regard to my writing/writing assignments."



34b. To what extent do you agree or disagree with the following:	UNBC					# Resp.
	Strongly Agree	Agree	Disagree	Strongly Disagree		
Program included frequent writing assignments	68%	24%	8%	0%		292
Frequently wrote papers longer than 10 pages	44%	38%	17%	1%		291
Assignments combined ideas from >1 course	44%	45%	11%	1%		291
Assignments required varied types of writing	33%	43%	21%	2%		292
Instructors frequently commented on early drafts *	15%	34%	38%	13%		290
Instructors had high expectations *	49%	41%	9%	1%		290
Worked with other students to improve my writing	21%	33%	29%	17%		292
Took a writing course outside of my program	10%	7%	23%	60%		291
Learned & used techniques for coming up with ideas	22%	54%	17%	7%		292
Frequently consulted references on writing	28%	40%	22%	10%		292
Regularly prepared outlines prior to writing	39%	31%	22%	8%		292
Spent as much time revising as I did on first drafts	23%	40%	29%	8%		291
Was required to do many presentations	46%	39%	14%	0%		292

* "...with regard to my writing/writing assignments."



35a. To what extent have the writing and communication skills you gained in university positively influenced your ability to:	26.0101					# Resp.
	Strongly Influenced	Somewhat Influenced	Barely Influenced	Not at all Influenced		
Analyze and critique the work of others	54%	38%	0%	8%		26
Make presentations	62%	27%	4%	8%		26
Write effective memos, emails and other business	35%	46%	8%	12%		26
Organize and write reports	69%	23%	8%	0%		26
Edit/revise your work or the work of others	50%	46%	4%	0%		26

35a. To what extent have the writing and communication skills you gained in university positively influenced your ability to:	UNBC					# Resp.
	Strongly Influenced	Somewhat Influenced	Barely Influenced	Not at all Influenced		
Analyze and critique the work of others	42%	49%	8%	1%		292
Make presentations	58%	31%	9%	2%		288
Write effective memos, emails and other business	36%	46%	13%	5%		291
Organize and write reports	54%	37%	7%	2%		290
Edit/revise your work or the work of others	50%	39%	9%	2%		289