

BC University Student Outcomes

**CLASS OF 1996
FIVE YEARS AFTER GRADUATION**

THE University
Presidents' Council
OF BRITISH COLUMBIA

2001 SURVEY HIGHLIGHTS

- What are baccalaureate graduates' employment outcomes?
- How much are graduates earning?
- Are graduates satisfied with their university education?
- Would graduates take the same program again?
- Do graduates pursue further studies?
- Do graduates remain in British Columbia after graduation?

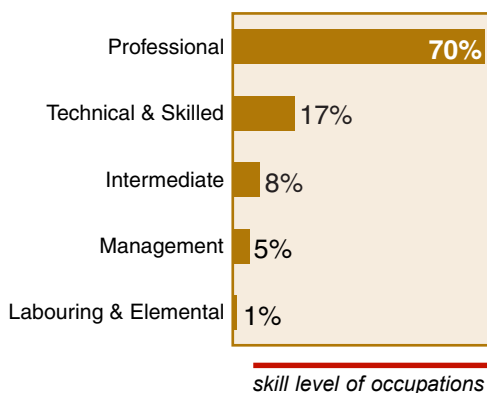
What are baccalaureate graduates' employment outcomes?

Five years after graduation, 97 percent of the 1996 graduates who were in the labour force were employed. The majority of employed respondents were working full-time (86%), and 8 percent were self-employed.

employment characteristics

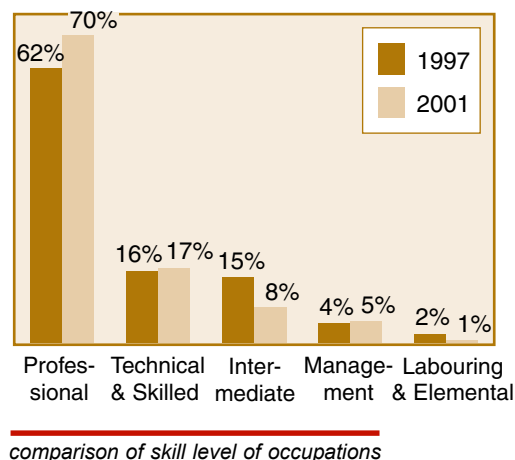
Employed		Unemployed
97%		3%
Full-Time		Part-Time
86%		14%
Paid Worker		Self-Employed
92%		8%

The class of 1996 was last surveyed in 1997, and a comparison of results between the two surveys—for only those graduates who provided employment information in both surveys—revealed an increase in full-time employment from 74 percent of employed graduates in 1997 to 87 percent in 2001. This difference represents a 17 percent increase in the number of survey respondents employed full-time five years after graduation, compared to one year after graduation.



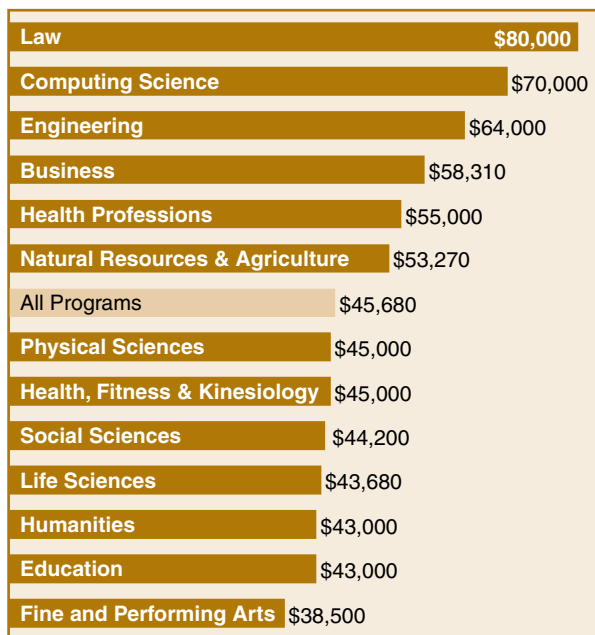
A majority of employed graduates surveyed in 2001 (70%) were working in professional occupations that require a university degree, according to the Canadian National Occupation Classification system. (Management-level occupations are not included in this category, since these positions are often determined by factors other than education.) A minority of respondents were employed in paraprofessional or technical positions, and fewer again were in intermediate occupations requiring only two or three years of college-level training. Less than 1 percent of graduates—29 respondents—were employed in occupations that require high school plus some on-the-job training.

Since 1997, 22 percent of those employed 1996 graduates who were surveyed both in 1997 and 2001 moved into management or higher skill-level occupations. In 1997, 62 percent of two-time survey respondents were working in professional occupations; in 2001 this figure was 70 percent, which represents an increase of 12 percent in the number of respondents who had professional-level jobs.



When asked, 63 percent of graduates reported that a bachelor’s degree was a requirement for their employment position, and most (72%) said that their main job was either “somewhat” or “very related” to the program they completed at university.

How much are graduates earning?



median annual salaries

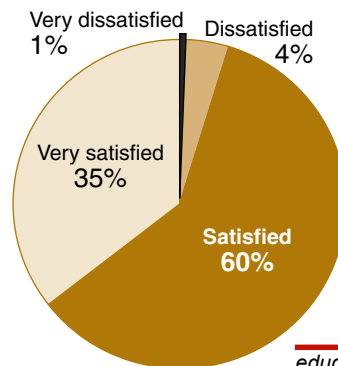
The median annual salary for graduates employed full-time was \$45,680. Median full-time earnings were higher for males (\$50,000) than for females (\$44,000) and increased with the age of the respondent, from \$45,000 for those under 30 to \$49,000 for those 40 and older.

Across program areas there was wide variation in median full-time income levels. Law graduates had the highest income at \$80,000, while Fine and Performing Arts graduates had the lowest at \$38,500.

A comparison of median annual full-time salary for those graduates that provided salary information in both the 1997 and the 2001 surveys showed an increase in earnings from \$36,000 in 1997 to \$50,000 in 2001—an increase of approximately 32 percent in constant (2001) dollars.

Are graduates satisfied with their university education?


Almost all graduates (95%) said they were either “very satisfied” or “satisfied” with their university education.



education satisfaction

Would graduates take the same program again?

When asked, 71 percent of graduates reported they would take the same program again. Conversely, just over one quarter (26% or n=1,420) stated they would not select the same program again—of these individuals, 511 (36%) said their program provided them with few or no career opportunities, 356 (25%) reported that their interests had changed, and 242 (17%) stated that the program they chose was not practical.



would select the same program again

Do graduates pursue further studies?

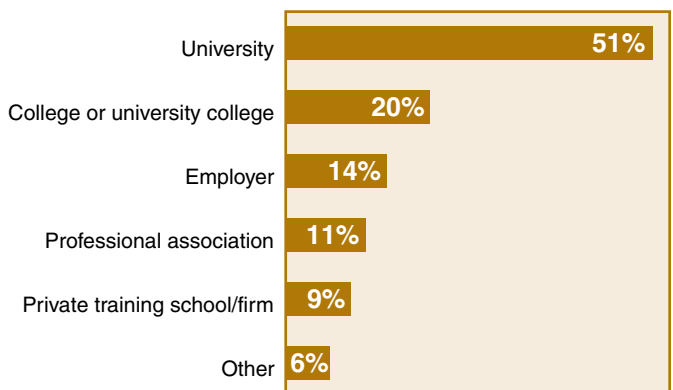
top reasons for further education



Most graduates (90%) took some form of further education or training since they graduated in 1996. At the time of the survey, 29 percent of graduates were enrolled in further studies—39 percent on a full-time basis.

While a number of graduates stated they enrolled in further education to pursue graduate studies, most cited career or job-related reasons for pursuing further studies.

Of those who pursued further studies, close to one-half enrolled in a university. Others enrolled at a college, university college, or institute or took training through a professional association or through their employer.



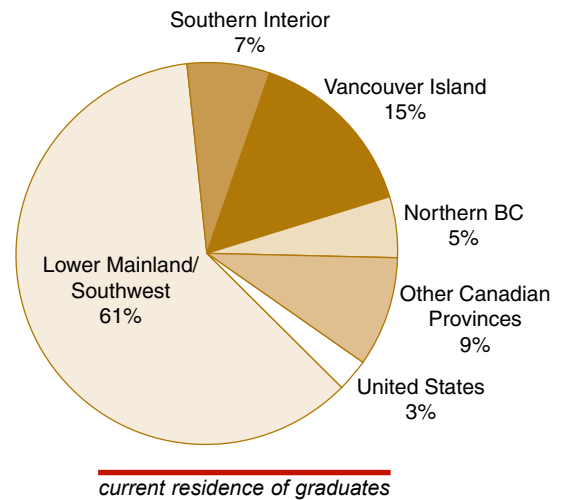
location of further training

Do graduates remain in British Columbia after graduation?

At the time of the survey, most respondents (88%) were residing in British Columbia, with close to two-thirds living in the Lower Mainland.

Not many survey respondents were living in another Canadian province (n=496) or in the United States (n=146). Of all the graduates selected for surveying, 581 or 6 percent were either traveling or living outside of North America. An additional 3 percent (n=258) could not be located.

Compared to graduates from other programs, Law graduates were the most likely to be living in another Canadian Province or in the United States (28% versus 12% of graduates from all other programs).



About the 2001 Survey Highlights

The *2001 Survey Highlights* provide a summary of key findings from the 2001 BC University Baccalaureate Graduate Survey. This survey was conducted in the fall of 2001 with 1996 baccalaureate graduates five years after graduation.

Out of 8,613 graduates eligible for surveying, 5,449 were interviewed, resulting in a net response rate of 63 percent. The survey was conducted under the auspices of the BC University Student Outcomes Project—a long-term research project dedicated to gathering student outcomes information for BC's universities and the Province of British Columbia. The universities, The University Presidents' Council (TUPC), and the Ministry of Advanced Education collaborate on the project, which is funded by the Ministry and managed under TUPC contract by the Centre for Education Information.

Since 1995 the project has been tracking outcomes of baccalaureate graduates from BC's public universities. Currently five institutions participate: University of British Columbia, Simon Fraser University, University of Victoria, University of Northern British Columbia, and Royal Roads University. Graduates are surveyed by telephone both two and five years after their graduation and are asked to report their level of program satisfaction, degree of skill development, employment and further education outcomes, and education financing.

This document, the *2001 Survey Highlights*, is available on the Internet from The University Presidents' Council of BC: http://www.tupc.bc.ca/student_outcomes.

Limited quantities of print copies are available by e-mailing: publications@ceiss.org.

ISBN 0-7726-7707-7

THE University
Presidents' Council
OF BRITISH COLUMBIA



University Outcomes
Working Committee

Centre For Education Information