

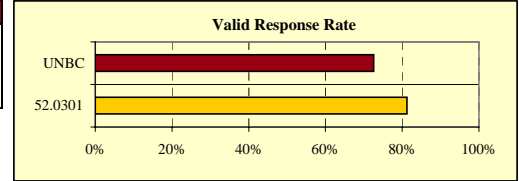
B.C. University Student Outcomes 2000 Survey of 1998 Baccalaureate Graduates

Detailed Summary of Survey Results
University of Northern British Columbia
6 Digit CIP: 52.0301: Accounting

UNBC
52.0301

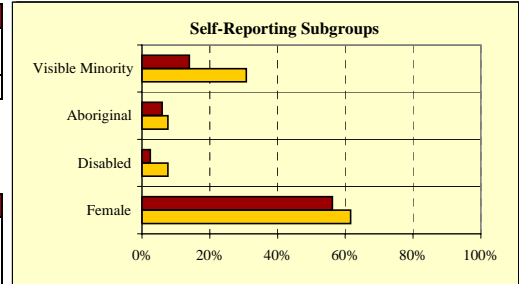
RESPONSE RATE

1. Survey Response Rate:	52.0301	UNBC	
1998 Baccalaureate Graduates Survey Cohort	16	310	
Net Frame	16	277	
Survey Respondents and Valid Response Rate	13	81%	201 73%



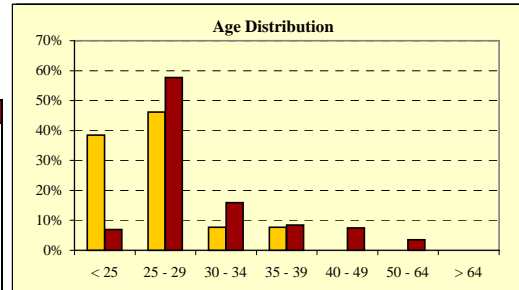
DEMOGRAPHIC INFORMATION

2. Gender:	52.0301	UNBC	
Male	5	38%	88 44%
Female	8	62%	113 56%
Total	13	100%	201 100%

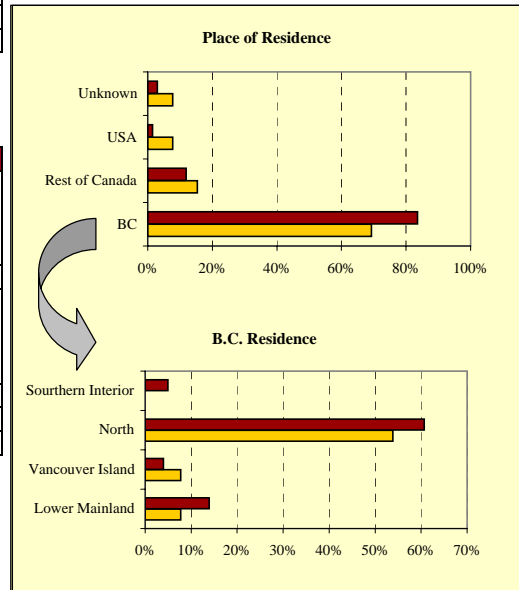


3. Self-Reporting Subgroups:	52.0301	UNBC	
Disabled	1	8%	5 2%
Aboriginal	1	8%	12 6%
Visible Minority	4	31%	28 14%

4. Age (at time of survey):	52.0301	UNBC	
< 25	5	38%	14 7%
25 to 29	6	46%	116 58%
30 to 34	1	8%	32 16%
35 to 39	1	8%	17 8%
40 to 49	-	0%	15 7%
50 to 64	-	0%	7 3%
> 64	-	0%	- 0%
Unknown	-	0%	- 0%
Total	13	100%	201 100%
Mean Age:	26.5		30.5



5. Place of Residence (at time of survey):	52.0301	UNBC	
BC - Lower Mainland	1	8%	28 14%
BC - Vancouver Island	1	8%	8 4%
BC - North	7	54%	122 61%
BC - Southern Interior	-	0%	10 5%
B.C. Subtotal	9	69%	168 84%
Canada - Alberta	1	8%	17 8%
Canada - Ontario	-	0%	3 1%
Canada - Other	1	8%	4 2%
U.S.A.	1	8%	3 1%
Non-B.C. Subtotal	3	23%	27 13%
Unknown	1	8%	6 3%
Total	13	100%	201 100%

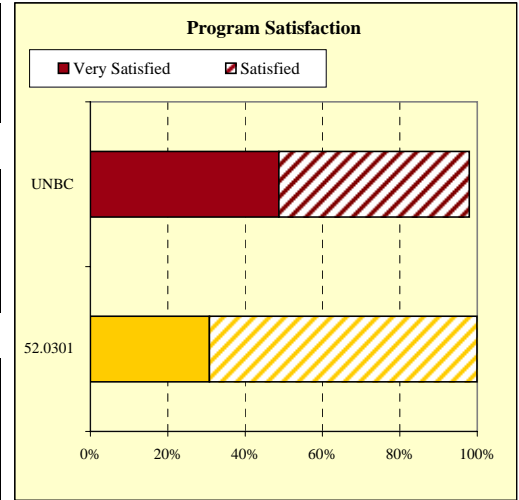


EDUCATION SATISFACTION & PROGRAM EVALUATION

6. Primary Goal for Enrolling at University (Top 3):	52.0301	UNBC
Obtain a degree	6 46%	89 44%
Pursue a pre-chosen career decision / specific career	5 38%	43 21%
Find or decide on a career	1 8%	17 8%
All other goal(s) combined	1 8%	52 26%

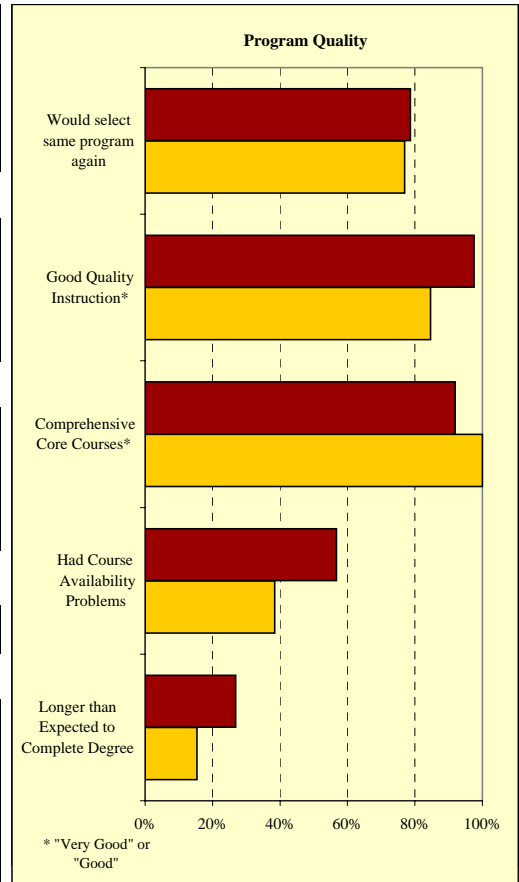
7. % whose goal was completely or mostly ACHIEVED:	52.0301	UNBC
Obtain a degree	6 100%	72 81%
Pursue a pre-chosen career decision / specific career	5 100%	38 88%
Find or decide on a career	- 0%	11 65%
All other goal(s) combined	1 100%	44 85%
Average Goal Achievement (All respondents, all goals)		92% 82%

8. Program Satisfaction:	52.0301	UNBC
Very Satisfied	4 31%	98 49%
Satisfied	9 69%	99 49%
Dissatisfied	- 0%	4 2%
Very Dissatisfied	- 0%	- 0%
Total	13 100%	201 100%



9. Would you select the same program again?	52.0301	UNBC
Yes	10 77%	158 79%
No, because . . . (multiple response question)	3	40
. . . interests have changed	2 67%*	12 20%*
. . . courses were not practical	- 0%*	10 17%*
. . . little or no career opportunities	- 0%*	8 14%*
. . . other	1 33%*	29 49%*

* Percent of total responses, among those who would not take program again



10. Quality of Instruction:	52.0301	UNBC
Very Good	2 15%	94 47%
Good	9 69%	101 51%
Poor	2 15%	5 3%
Very Poor	- 0%	- 0%
Total	13 100%	200 100%

11. Comprehensiveness of core courses:	52.0301	UNBC
Very Good	1 8%	53 29%
Good	12 92%	117 63%
Poor	- 0%	12 6%
Very Poor	- 0%	3 2%
Total	13 100%	185 100%

12. Course Availability:	52.0301	UNBC
Encountered course availability problems	5 38%	114 57%

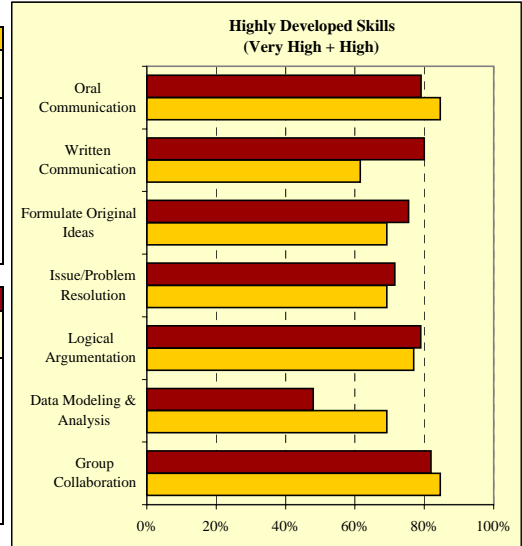
13. Degree completion:	52.0301	UNBC
Took longer than expected to complete degree	2 15%	54 27%
Top 4 reasons for prolonged degree completion (multiple response question):		
Personal or family reasons	- 0%*	6 9%*
Financial reasons / work	- 0%*	7 11%*
Change of major/program/specialization	- 0%*	2 3%*
Involvement in co-op program extended completion time	- 0%*	3 5%*
Other reason(s)	2 100%*	48 73%*

* Percent of total responses, among those who took longer than expected to complete degree

SKILL DEVELOPMENT

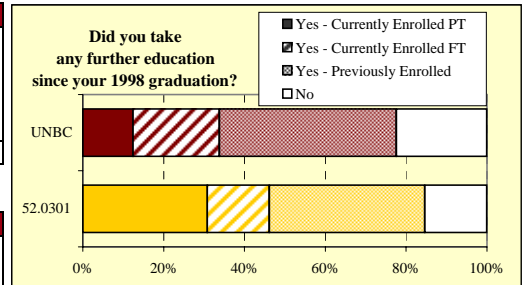
14a. To what degree did <university> help you develop the following skills?	52.0301					# Resp.
	Very High	High	Average	Low	Very Low	
	Oral Communication	23%	62%	15%	0%	
Written Communication	31%	31%	31%	8%	0%	13
Formulate Original Ideas	23%	46%	23%	8%	0%	13
Issue/Problem Resolution	38%	31%	23%	8%	0%	13
Logical Argumentation	31%	46%	8%	15%	0%	13
Data Modeling & Analysis	46%	23%	15%	15%	0%	13
Group Collaboration	46%	38%	15%	0%	0%	13

14b. To what degree did <university> help you develop the following skills?	UNBC					# Resp.
	Very High	High	Average	Low	Very Low	
	Oral Communication	25%	54%	18%	2%	
Written Communication	32%	49%	17%	3%	0%	200
Formulate Original Ideas	22%	54%	20%	4%	1%	200
Issue/Problem Resolution	30%	42%	26%	3%	0%	200
Logical Argumentation	25%	55%	17%	4%	0%	200
Data Modeling & Analysis	22%	26%	34%	15%	3%	175
Group Collaboration	42%	40%	17%	2%	0%	199

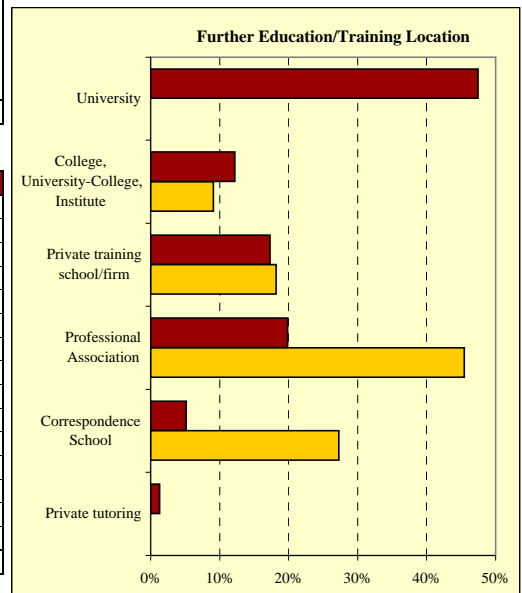


FURTHER EDUCATION

15. Took further education since 1998 graduation?	52.0301	UNBC
Yes:	11	156
Not currently enrolled	5	88
Currently enrolled full-time	2	43
Currently enrolled part-time	4	25
No	2	45
Total	13	201



16. Further education/training location (multiple resp.):	52.0301	UNBC
University	-	74
College, University-College, Institute	1	19
Private training school/firm	2	27
Professional Association	5	31
Correspondence School	3	8
Private tutoring	-	2
Other	-	2
Total Respondents	11	156



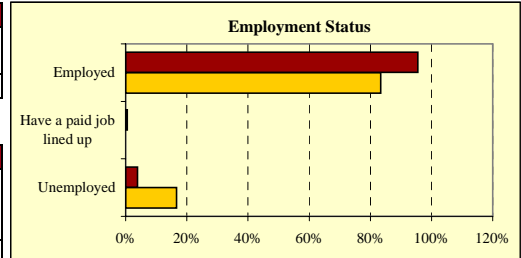
17. Main Reason for Further Education:	52.0301	UNBC
Obtain a degree	-	4
Went back to university to complete my degree	-	2
Qualify for Masters or Doctoral Studies	-	15
Find or decide on a career	-	4
Pursue a pre-chosen/specific specific career	4	31
Change careers/pursue a new career/obtain a better job	-	9
Acquire skills that would lead to employment	1	10
Improve existing job skills	4	48
Broaden knowledge in a specific field of study	2	21
Challenge myself intellectually	-	5
To fill my time with a worthwhile activity	-	3
To please parents/family	-	-
Required by employer	-	2
Did not have a primary goal	-	-
Other	-	2
Total	11	156

Detailed Summary of Survey Results
University of Northern British Columbia
6 Digit CIP: 52.0301: Accounting

■ UNBC
 ■ 52.0301

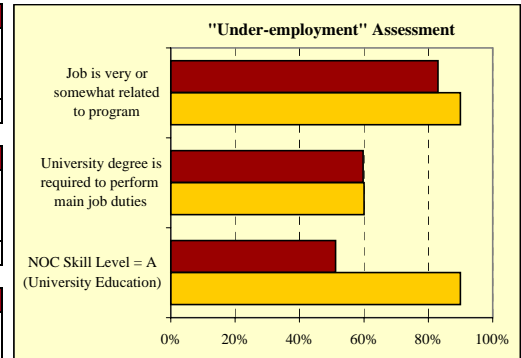
EMPLOYMENT

18. Labour Force Status:	52.0301	UNBC
In Labour Force (working or seeking work)	12 92%	179 90%
Not in Labour Force	1 8%	21 11%
Grand Total	13 100%	200 100%



19. Employment Status of those IN Labour Force:	52.0301	UNBC
Employed	10 83%	171 96%
Have a paid job lined up	- 0%	1 1%
Unemployed	2 17%	7 4%
Total Labour Force	12 100%	179 100%

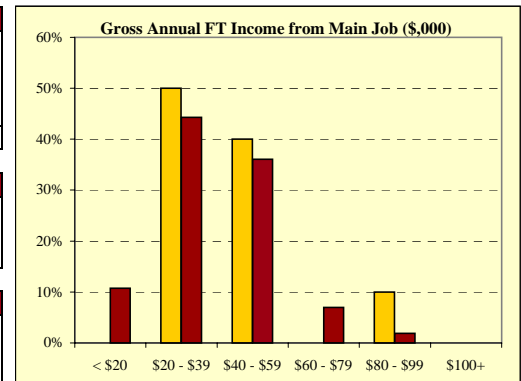
20. Status of Graduates NOT in Labour Force:	52.0301	UNBC
Attending School FT	- 0%	16 76%
Attending School PT	- 0%	1 5%
Other	1 100%	4 19%
Total NOT in Labour Force	1 100%	21 100%



21. Employment Type:	52.0301	UNBC
Paid worker	10 100%	155 91%
Self-employed	- 0%	10 6%
Both a paid worker and self-employed	- 0%	6 4%
Total Employed	10 100%	171 100%

22. Job Characteristics:	52.0301	UNBC
I hold more than one job	- 0%*	31 18%
My main job is full-time (>= 30 hours per week)	10 100%**	147 87%*

* of total employed ** of those who provided data on hours/week worked



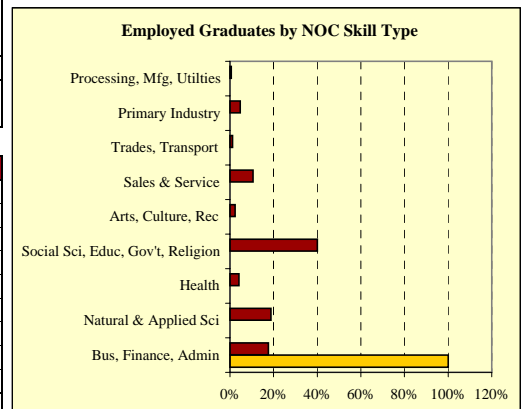
23. How related is your main job to your program?	52.0301	UNBC
Very Related	9 90%	87 51%
Somewhat Related	- 0%	55 32%
Not Very Related	- 0%	12 7%
Not At All Related	1 10%	17 10%
Total	10 100%	171 100%

24. "Under-employment" Assessment:	52.0301	UNBC
Job is very or somewhat related to program	9 90%	142 83%
University degree is required to perform main job duties	6 60%*	95 60%
NOC Skill Level = A (University Education)	9 90%	87 51%

* of total valid responses

25. Gross Annual Income from Main Job:*	52.0301	UNBC
Less than \$20,000	- 0%	17 11%
\$20,000 to \$39,999	5 50%	70 44%
\$40,000 to \$59,999	4 40%	57 36%
\$60,000 to \$79,999	- 0%	11 7%
\$80,000 to \$99,999	1 10%	3 2%
\$100,000 and Above	- 0%	- 0%
Total	10 100%	158 100%
Median Annual Income (full-time)	\$40,500	\$40,000
Average Annual Income (full-time)	\$42,450	\$41,499

* where data provided



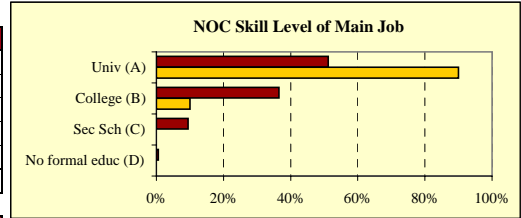
26. NOC Skill Type of Main Job:	52.0301	UNBC
Business, Finance and Administration	10 100%	30 18%
Natural and Applied Sciences and Related	- 0%	32 19%
Health	- 0%	7 4%
Social Sciences, Educ., Gov't Services, Religion	- 0%	68 40%
Arts, Culture, Recreation and Sport	- 0%	4 2%
Sales and Service	- 0%	18 11%
Trades, Transport and Eqp. Operators and Related	- 0%	2 1%
Unique to the Primary Industry	- 0%	8 5%
Unique to Processing, Manufacturing and Utilities	- 0%	1 1%
Total	10 100%	170 100%

Detailed Summary of Survey Results
University of Northern British Columbia
6 Digit CIP: 52.0301: Accounting

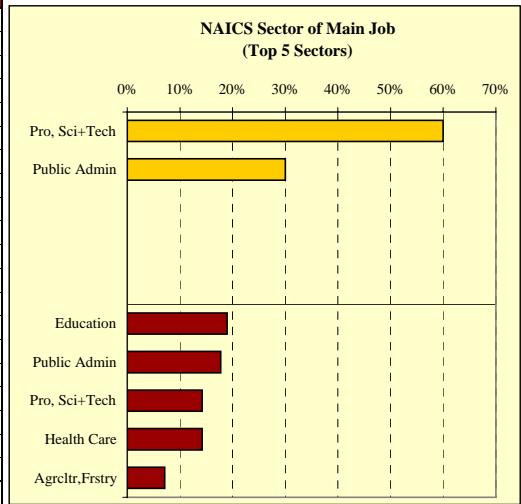
■ UNBC
 ■ 52.0301

EMPLOYMENT, continued

27. NOC Skill Level of Main Job:	52.0301		UNBC	
A. University education	9	90%	87	51%
B. College education/trade apprenticeship	1	10%	62	36%
C. Secondary school + job-specific training	-	0%	16	9%
D. No formal education	-	0%	1	1%
No Skill Level assigned (management)	-	0%	4	2%
Total	10	100%	170	100%



28. NAICS Sector of Main Job:	52.0301		UNBC	
Agriculture, Forestry, Fishing and Hunting	*	*	12	7%
Mining and Oil and Gas Extraction	*	*	*	*
Utilities	*	*	*	*
Construction	*	*	*	*
Manufacturing	*	*	9	5%
Wholesale Trade	*	*	6	4%
Retail Trade	*	*	*	*
Transportation and Warehousing	*	*	3	2%
Information and Cultural Industries	*	*	6	4%
Finance and Insurance	*	*	12	7%
Real Estate and Rental and Leasing	*	*	*	*
Professional, Scientific and Technical Services	6	60%	24	14%
Management of Companies and Enterprises	*	*	*	*
Admin., Support, Waste Mgmt., Remediation Svcs.	*	*	*	*
Education Services	*	*	32	19%
Health Care and Social Assistance	*	*	24	14%
Arts, Entertainment and Recreation	*	*	2	1%
Accommodation and Food services	*	*	3	2%
Other Service (except Public Administration)	*	*	4	2%
Public Administration	3	30%	30	18%
Total	10	100%	169	100%



*data not displayed where n < 2

29a. Top 10 Full-time Occupations of 52.0301 Graduates:	52.0301		
NOC	NOC Skill Level Description	% Employed FT in this Occ.**	Median FT Salary
1111	A Financial Auditors & Acnts	90%	\$42,000
*			
*			
*			
*			
*			
*			
*			
*			
*			

*data not displayed where n < 2

**percentages cited are of those for whom occupational data was provided, full-time and part-time

29b. Top 10 Full-time Occupations of Graduates from University of Northern British Columbia:	UNBC		
NOC	NOC Skill Level Description	% Employed FT in this Occ.**	Median FT Salary
4212	B Community & Social Srvc Workers	9%	\$35,284
1111	A Financial Auditors & Acnts	6%	\$39,000
2223	B Forestry Technologists & Technicians	6%	\$40,110
4152	A Social Workers	6%	\$39,867
2122	A Forestry Professionals	5%	\$52,500
6411	C Sales Reps, Wholesale Trade Non-Tech	2%	\$51,500
3152	A Registered Nurses	2%	\$48,000
8211	B Supervisors-Logging & Forestry	2%	\$47,300
4142	A Elem & Kindergarten Teacher	2%	\$25,500
4122	A Post-Sec Teaching & Research Asstnts	2%	\$21,163

*data not displayed where n < 2

**percentages cited are of those for whom occupational data was provided, full-time and part-time

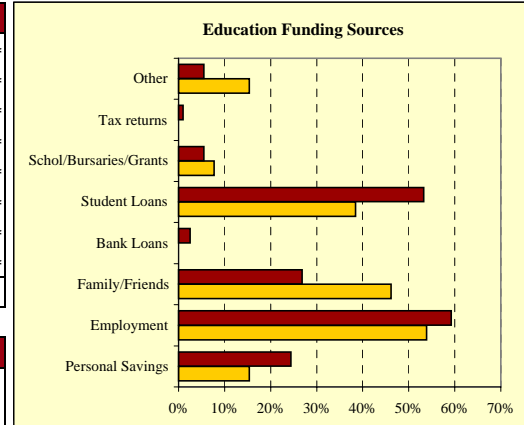
Detailed Summary of Survey Results
University of Northern British Columbia
6 Digit CIP: 52.0301: Accounting

■ UNBC
 ■ 52.0301

EDUCATION FINANCING

30. Education Funding Sources (2 sources per respondent):	52.0301	UNBC
Personal Savings	2 15%*	49 24%*
Employment	7 54%*	119 59%*
Family/Friends	6 46%*	54 27%*
Bank Loans	- 0%*	5 2%*
Student Loans	5 38%*	107 53%*
Scholarships/Bursaries/Grants	1 8%*	11 5%*
Tax returns	- 0%*	2 1%*
Other	2 15%*	11 5%*
Total Respondents	13	201

* Percentage of respondents who identified this source

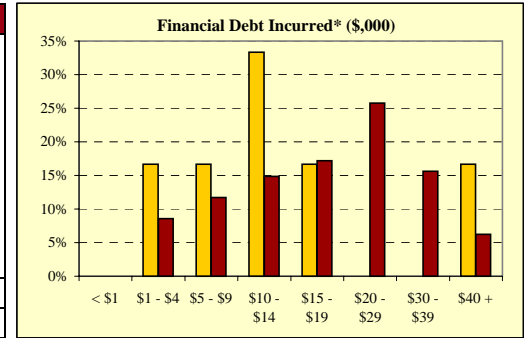


31. Financial Debt Incurred to Finance Univ. Education:	52.0301	UNBC
Incurred any form of financial debt	6 46%*	128 65%*
Incurred government-sponsored student loan debt	5 38%*	114 59%*

* Percentage of respondents who provided data

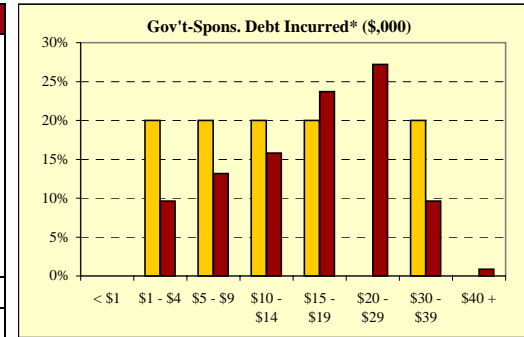
32. Financial Debt Amount:*	52.0301	UNBC
< \$1,000	- 0%	- 0%
\$1,000 to \$4,999	1 17%	11 9%
\$5,000 to \$9,999	1 17%	15 12%
\$10,000 to \$14,999	2 33%	19 15%
\$15,000 to \$19,999	1 17%	22 17%
\$20,000 to \$29,999	- 0%	33 26%
\$30,000 to \$39,999	- 0%	20 16%
\$40,000 or More	1 17%	8 6%
Total	6 100%	128 100%
Median Financial Debt	\$11,750	\$18,000

*includes only cases where financial debt was incurred



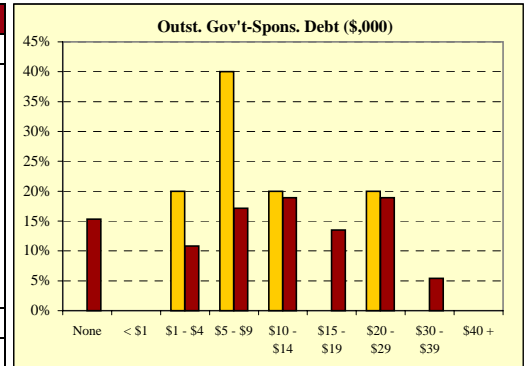
33. Government-Sponsored Student Loan Debt Amount:*	52.0301	UNBC
< \$1,000	- 0%	- 0%
\$1,000 to \$4,999	1 20%	11 10%
\$5,000 to \$9,999	1 20%	15 13%
\$10,000 to \$14,999	1 20%	18 16%
\$15,000 to \$19,999	1 20%	27 24%
\$20,000 to \$29,999	- 0%	31 27%
\$30,000 to \$39,999	1 20%	11 10%
\$40,000 or More	- 0%	1 1%
Total	5 100%	114 100%
Median Gov't-Sponsored Student Loan Debt	\$13,500	\$16,500

*includes only cases where government-sponsored debt was incurred



34. Outstanding Gov't-Sponsored Loan Debt Amount:*	52.0301	UNBC
None - Loan repaid in full	- 0%	17 15%
< \$1,000	- 0%	- 0%
\$1,000 to \$4,999	1 20%	12 11%
\$5,000 to \$9,999	2 40%	19 17%
\$10,000 to \$14,999	1 20%	21 19%
\$15,000 to \$19,999	- 0%	15 14%
\$20,000 to \$29,999	1 20%	21 19%
\$30,000 to \$39,999	- 0%	6 5%
\$40,000 or More	- 0%	- 0%
Total	5 100%	111 100%
Median Gov't-Sponsored Loan Debt Outstanding	\$9,000	\$12,000

*includes only cases where government-sponsored debt was incurred, and valid "amount remaining" was provided



SPECIAL SECTION ON INTERNATIONAL EDUCATION

35. In your employment since graduation, how important has it been for you to understand the following international skills/issues?

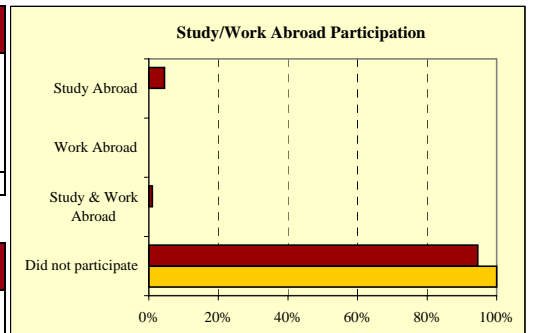
International Skill	52.0301						UNBC					
	Very Important	Important	Not Very Important	Not at all Important	Not Applicable	Total Resp.	Very Important	Important	Not Very Important	Not at all Important	Not Applicable	Total Resp.
Speak a second language	15%	23%	15%	46%	0%	13	8%	14%	20%	55%	2%	201
International Business Practices	0%	46%	31%	23%	0%	13	6%	28%	22%	42%	2%	201
Global Issues	15%	46%	15%	23%	0%	13	23%	42%	15%	17%	2%	201
Interconnections between local and global issues	15%	69%	0%	15%	0%	13	29%	44%	13%	12%	2%	201
Knowledge and traditions of other countries and cultures	8%	46%	8%	38%	0%	13	34%	33%	16%	14%	2%	201

36. How helpful was the university in preparing you with the following international skills?

International Skill	52.0301						UNBC					
	Very Helpful	Helpful	Not Very Helpful	Not at all Helpful	Not Applicable	Total Resp.	Very Helpful	Helpful	Not Very Helpful	Not at all Helpful	Not Applicable	Total Resp.
Speak a second language	0%	8%	8%	0%	85%	13	2%	5%	7%	23%	62%	201
International Business Practices	8%	62%	23%	8%	0%	13	7%	34%	23%	36%	0%	199
Global Issues	8%	77%	15%	0%	0%	13	19%	61%	12%	10%	0%	200
Interconnections between local and global issues	8%	62%	31%	0%	0%	13	20%	61%	12%	8%	0%	200
Knowledge and traditions of other countries and cultures	8%	38%	38%	15%	0%	13	22%	49%	20%	11%	0%	200

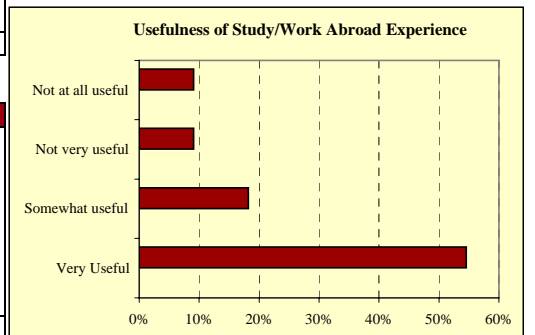
37. Did you study or work abroad while attending university?

	52.0301		UNBC		
Yes:	-	0%	11	5%	
Study Abroad	-	0%	9	4%	
Work Abroad	-	0%	-	0%	
Study and work abroad	-	0%	2	1%	
No	13	100%	190	95%	
Total	13	100%	201	100%	



38. Usefulness of study or work abroad experiences to current job:

	52.0301		UNBC	
Very Useful	N/A		6	55%
Somewhat useful	N/A		2	18%
Not very useful	N/A		1	9%
Not at all useful	N/A		1	9%
Total	-		11	100%



39. Reasons why you did not study or work abroad:

	52.0301		UNBC	
Not aware these opportunities exist	2	15%	30	16%
Financial reasons	1	8%	22	12%
Extended degree completion time	4	31%	28	15%
Personal reasons (i.e. employment, family)	6	46%	90	48%
No opportunities/Limited opportunities	-	0%	6	3%
Not interested/ relevant/ required/ attractive	-	0%	4	2%
Conflicts with schooling (course load too heavy)	-	0%	1	1%
Other	-	0%	7	4%
Total	13	100%	188	100%